

Summer of Aspects

By
Marilyn J. Muir

Summer of Aspects Workshop

By
Marilyn J. Muir

Published by: Marilyn J. Muir

©2022 Marilyn J. Muir



[This work is licensed under a Creative Commons Attribution-NonCommercial-ShareAlike 4.0 International License.](https://creativecommons.org/licenses/by-nc-sa/4.0/)

©2022 Marilyn J. Muir

www.marilynmuir.net

©2022 by Marilyn Muir. The material is copyrighted. All rights reserved. Copying for purposes of study is allowed. Copying for distribution of any audio and / or written material is prohibited. Your cooperation and discretion are appreciated.

My work is dedicated to my personal giants
upon whose shoulders I stand:

Margaret Baker, Teacher

Rev. Pearl Fernandez

Rev. Kathryn (Roz) Hall

Rev. Harriett Smiley

Rev. Kay Stillman

Rev. Pearl van Aalst

Thank you to the authors of numerous books and workshops who have helped me learn my craft.

Thank you to my students who helped me perfect my craft through workshops and living
examples,
and through hundreds of provocative questions.

Thank you to my children: Lyndy, Jim, Rob and Lauri who have become my greatest teachers
and who have gifted me with their spouses and their children
as my newest cadre of teachers.

Thank you to those who have encouraged, read, re-read, advised, edited
and otherwise assisted me in the production of this book:

To Lauri Muir-Viggiano, my daughter and my graphic artist;

To my amazing partners for this edition: Debra Sheahan and Kishore Kattamuri.

Summer of Aspects Workshop

Table of Contents

Introduction	i
Session 1 Introduction to Aspects – Show and Tell, Applying and Separating, Phase Wheel, Rulerships.....	1
Session 2 Major Aspects (Five Ptolemaic), Minor Aspects / Harmonic Theory, Dispositors / Mutual Receptions, Wheeling the Houses.....	33
Session 3 Retrogrades, Interceptions, Void of Course / Unaspected Planets, Major Configurations.....	59
Session 4 Dwads & Decanates / Disposition, Overloaded Houses, Nodes of the Moon, Seven Chart Patterns.....	85

Introduction

Summer of Aspects Workshop
Presented for South Florida Astrological Association
Broward County, FL

In Summer of Aspects, we will create an organized natal base from which to launch our studies. Each class will build on information given in previous classes, deepening your understanding of each aspect signature. Once natal principles are understood, they can simply be applied to other astrological study subjects such as transits, medical, business, relational, etc.* This is an intermediate-to-advanced level class, and is not suitable for beginners.

A Summer of Aspects is an exciting four-part series. Each session is held as an all-day Saturday workshop.

Session 1:	Introduction to Aspects - Show and Tell Applying and Separating Phase Wheel Rulerships	June 2, 2001 9 AM to 5 PM
Session 2:	Major Aspects - Five Ptolemaic Minor Aspects / Harmonic Theory Dispositors / Mutual Receptions Derivative House System / Wheeling the Houses	June 23, 2001 9 AM to 5 PM
Session 3:	Retrogrades Interceptions Void of Course / Unaspected planets Major Configurations	July 21, 2001 9 AM to 5 PM
Session 4:	Dwads & Decanates / Disposition Overloaded Houses Nodes of the Moon Chart Patterns (7)	August 11, 2001 9 AM to 5 PM

Aspects: Show and Tell

Astrology is one of the most demanding memory exercises in human experience, with aspecting as the most frustrating facet of that study. Most astrologers count themselves as fully-armed when they have the basic knowledge of five major aspects: conjunction, opposition, square, trine and sextile. While they may be aware of other “minor” aspects, they rarely delineate them. What exists in the heavens is a Cosmic Dance between the planets, with some fancy footwork going on, and yet we unconsciously limit our delineation to five basic functions.

There are several forms of any aspect, major or minor, and the diversity of form alters your reading of each of them. We explore these variations through a “show and tell” method. Beginners and professionals alike can expand and enhance their aspecting skills through participation in the Cosmic Dance itself.

Biographical Information: Marilyn J Muir has been studying astrology since 1973, is past President of SFAA (1979-80), and was on their Board of Directors for eight years. She became a Professional Member of the American Federation of Astrologers in 1980. Through Mission: Aquarius, Inc., a new age church and teaching center, national workshops, her radio and television appearances, and her astrology and metaphysics audio tape series, Marilyn has taught hundreds of students throughout the years, including many SFAA members. Her initial workbook was *Astrology: the Symbolic Language*.

Session One

*Introduction to Aspects – Show and Tell
Applying and Separating
Phase Wheel
Rulerships*

Part One

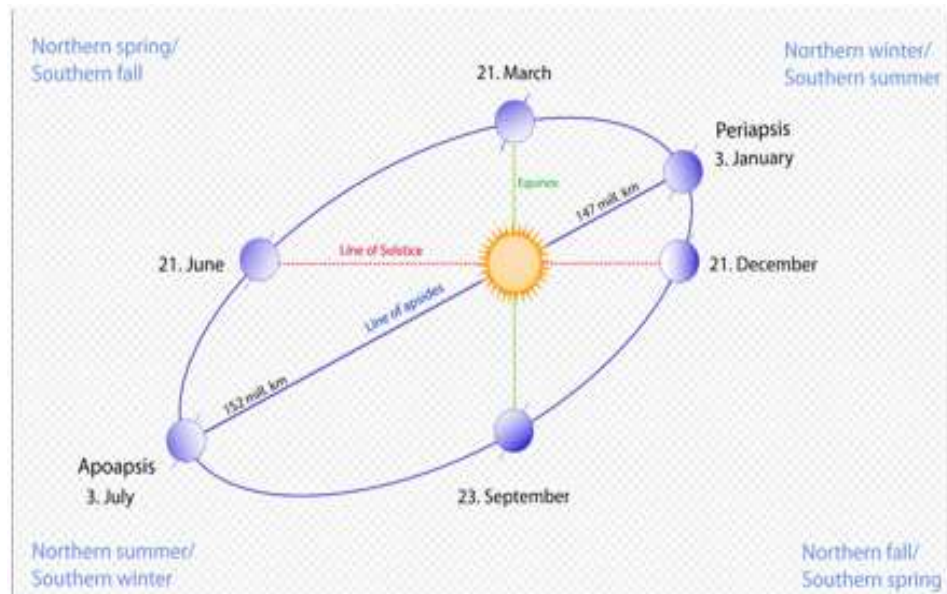
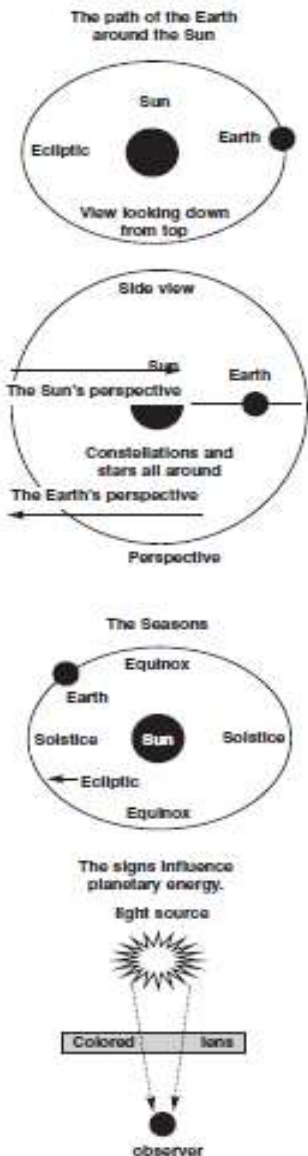
This is **Session One** of my four-session, sixteen-segment workshop called *Summer of Aspects*, initially presented in 2001. As mentioned in the workshop flyer, I created an organized natal base from which to launch our studies, with each segment building on previous segments, and thus deepening our understanding of each aspect signature. Once natal principles are understood, you can simply apply those principles to other astrological studies, such as transits, business, relationships, etc. We explored:

- ✓ Session 1: Introduction to Aspects – Show and Tell, Applying and Separating, Phase Wheel, Rulerships
- ✓ Session 2: Major Aspects (Five Ptolemaic), Minor Aspects / Harmonic Theory, Dispositors / Mutual Receptions, Wheeling the Houses
- ✓ Session 3: Retrogrades, Interceptions, Void of Course / Unaspected Planets, Major Configurations
- ✓ Session 4: Dwads & Decanates / Disposition, Overloaded Houses, Nodes of the Moon, Seven Chart Patterns

To study aspects, I must pre-suppose that you know your basics on planets, signs and houses. If you are weak in any of those areas, be sure to shore up your knowledge prior to tackling aspects*. Any weakness in those basics can make your study of aspects more difficult. I don't want to create an impression that aspecting itself is hard to do. It doesn't have to be difficult as long as you have the basic grasp of the other principles as described. Aspects join together the various elements of the chart. This is the deepest part of the chart, where you get the key for your reading regarding the ease or difficulty of experience. We are going to spend extra time and effort in this area. Study each concept and give yourself the opportunity to work through any questions that arise. Try to get a "feel" for the aspects' energies and the principles they govern. Allow your instincts and your emotions to get in on the learning process so you will understand and retain far more. In Chapter one of my *Astrology: The Symbolic Language**, I stated:

“Aspects: The ten planetary energies are in constant motion within the 360° circle of the Zodiac, and are continually forming and un-forming angular relationships (called aspects) to one another. This interaction or inter-relationship between the various functions within the individual indicates the ease or difficulty with which the energies can express within the human experience. Are the aspects supportive, antagonistic, or ambivalent? Aspects may be used to further provide timing factors for those experiences. Aspects define the *why* and partially define the *when* of your experience.”

We will study most aspects in this series. Some segments may be considered questionable as the category of aspects. My aim was to fully explore aspecting, so I choose to include them. For this segment, we will strip down to the bare essentials. We will explore the roots of aspecting in order to create a foundation on which we can build the future fifteen additional segments to this series. Be aware that, for convenience and ease of reference, the Sun, Moon and eight planets are called “the planets” despite the Sun being a star and the Moon being a satellite of the Earth.



The diagram shows a very exaggerated shape of Earth’s orbit; the actual orbit is virtually circular. Source: /wiki/Earth%_sorbit

The plane of the ecliptic (the path on which eclipses occur) is the orbital path of the planets (including our Earth) around the Sun. When the Earth, the Sun and the Moon line up, they may eclipse each other, defined by the

shadow cast by the intervening body. This can only occur when these bodies are *close to* or are *on* the ecliptic. While there are many constellations (star groupings) throughout the heavens, the ecliptic runs directly through the approximate center of only twelve of them (not thirteen, which occasionally gets introduced into the conversation). Located close to Earth's equator, these twelve star groups are collectively call the zodiacal constellations or the zodiac. A mythological reference for the Sun was Helios. All of this solar system's planets and their moons (including Earth and its moon) orbit our Sun (Helios) on the ecliptic – a heliocentric (Sun-centered) system.

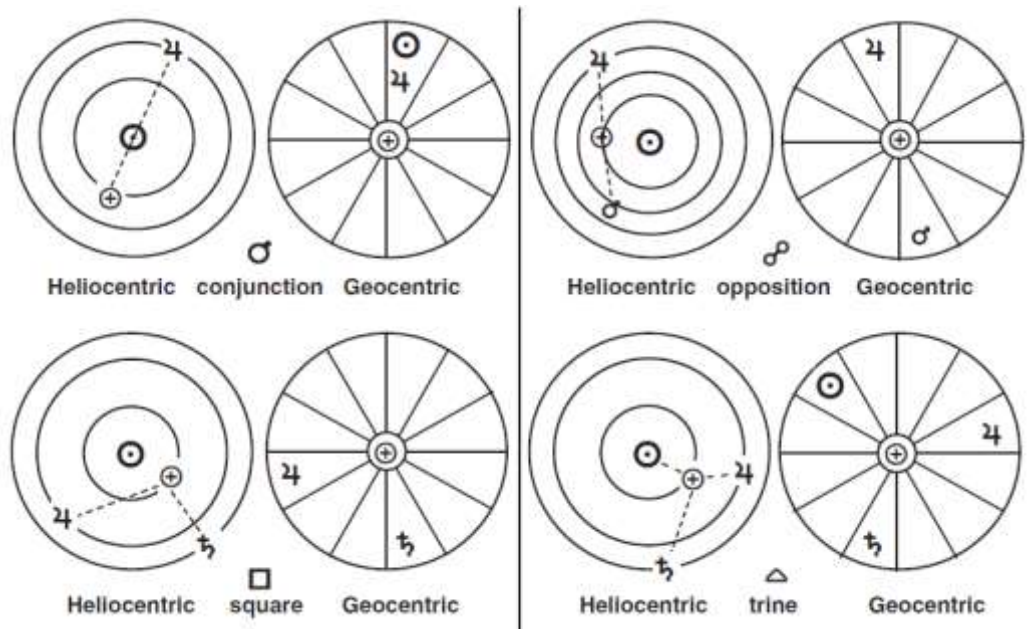
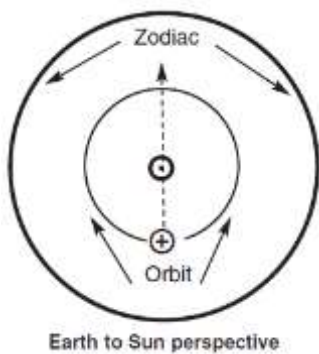
Parallax Close one eye and hold your thumb up in your line of vision so that it covers a small distant object, such as a doorknob. Hold your hand very steady and do not move your thumb. Now close the eye that has been open and open the previously closed eye. Your thumb appears to jump to the left or right and no longer covers the object. In reality, your thumb did not move. What happened was a change in perspective from one eye to the other. Parallax = perspective: appearance versus reality or geocentric versus heliocentric. Your thumb only *appeared* to move.

In a heliocentric system, we are viewing the solar system from the solar perspective as if we were standing on the Sun, with the planets and their moons in orbit around the Sun. Because the Sun and its viewpoint or perspective is about 93,000,000 miles away from the Earth, we prefer to know what is going on over here on our personal space on Earth. For the purposes of establishing Earth's perspective, Astronomers and Astrologers recalculate the system with the Earth in the center. Earth's reference is "geo" such as in "geography", so an Earth-centered system is called geocentric. Although both the heliocentric and geocentric systems are in use, Astrologers prefer to use the more personal illustration of the geocentric system. Why? Perspective!

Following are my renditions of a set of diagrams that were originally seen in a long-gone and unfortunately unnamed high school science textbook. The diagrams show the differing perspective between the heliocentric and the geocentric systems. Regardless of your aspecting ability, the diagram can be helpful. Each aspect pattern contains two wheels of the same aspect: one heliocentric and one geocentric. The helio diagram shows you

how the planetary placements would look if you were standing on the Sun. The geo diagram shows you how the same planetary placements would look if you were standing on the Earth. Keep in mind these are the exact same planetary arrangements seen from two differing perspectives, sort of like your left eye and your right eye. You do not have to memorize these diagrams. They are simply offered as a visual aid to help you understand:

- ✓ the actual orbits around the Sun – heliocentric,
- ✓ how those patterns actually form within the solar system, and
- ✓ how those same patterns appear to us on Earth – geocentric.



The Zodiac itself is something we see as a distant backdrop, part of the “starry bowl” of the ancient Astrologers / Astronomers. If you were to look at the Sun or any planet, the Zodiac sign that we see directly behind that body causes us to observe “that body is in that sign”. As we orbit around the Sun, our perspective of the Zodiac changes and we see the Sun moving through the Zodiacal signs. From our perspective, which is how we value, measure and judge experience, the Sun appears to be moving through the signs. But in reality, the Earth is orbiting the Sun. If we were located on the Sun, Earth and the other planets would actually be moving through the opposing signs. In terms of Earth’s position, it would be zodiacally in the sign opposite (polarity) the Sun.

Zodiacal Measurements

The Zodiac consists of 360 degrees (°) and is comprised of twelve constellations called signs. This 360° is divided by twelve equal signs of 30° each. Each sign of 30° may be broken down into smaller increments. The scientific references used are the same as geographical longitude and latitude, and these smaller increments are called minutes and seconds. A degree is written as a small raised circle (°), minutes are written by the apostrophe (′), and seconds by the quote (″). Remember, even though these references are used in telling time on the clock, here we are measuring space and not time. Astronomically and Astrologically °, ′, and ″ are referring to measurements of galactic space. Since space itself is curved, we are measuring a circle, and the measurements are actually taken in an arc of a curve. Each degree contains 60′ and each minute contains 60″ of space instead of time. This is beyond the scope of what any beginner would encounter or use, but it is necessary for this work that you be aware of the breakdown.

In a nutshell, the Zodiac is a 360° circle, broken up into twelve divisions of thirty degrees each called signs, and with the signs running from 0 to 29°. Each degree consists of 60′ and each minute consists of 60″ of *space*. A sign begins at 00°00′00″ and ends at 29°59′59″. To add one more second of arc to that 59th causes it to become the 30th degree, which is actually 00°00′00″ of the succeeding sign.

Occasionally, computer readouts show 30° of a sign. This is due to the rounding-off process. What the computer is trying to tell you is that the planet or point has not yet passed into the next sign, but is at the very last fraction of that sign (at 29°59′59″). Similarly, you will encounter 60′ on a computer listing, which is the computer's way of telling you the planet or point has not quite advanced to the next whole degree. Aspect measurements are taken from the 360° lane of the ecliptic by zodiacal ° / ′ / ″, measuring from an arc or a curve, because space itself is curved and we are measuring a circle.



Interpretation

What do we aspect? Although planets and the energies and experiences they represent are individual and distinct from each other, they do interact. *Aspects* are the angular relationships between two or more planetary bodies or a body and a point (such as a house angle, the part of fortune, the node, etc.). Remember, these points are not actual physical objects – only the ten bodies are material things. Points are intersections in space that seem to be relevant to the chart and work even though they represent an empty area. Aspects are the interplay of energies between the planets and / or the points, whose interaction forms a new vibration and influence on one another, while not losing each of their individual characteristics. That interaction of energy between planets and / or points (aspect) is what we interpret in terms of human experience.

Planetary integrity When a planet forms an aspect to another planet or point, it loses nothing of itself. Each body retains its individuality even when in aspect to another.

Harmony / Disharmony Aspects indicate how planetary energies act in operation with each other (such as your ego, emotions, ability to communicate, etc.). Are the aspects supportive, antagonistic or ambivalent?

- ✓ Some aspects or interplays of energies are harmonious and create flow. The energy that is produced or experienced is that of pleasure, a harmonious or benefic aspect. The two most prominent such aspects are the Trine and the Sextile.
- ✓ Some aspects or angular relationships create challenge or stress and are not easy to work with. Examples of that would be the Square or Opposition.
- ✓ The ease or difficulty of a Conjunction depends on the planets that are attempting to hold hands.
- ✓ A lack of aspects between bodies / points can produce ambivalence (non-involvement).

There are times that the harmony or obstacle / challenge influence which occurs is dependent upon the planets involved. For example, the interaction between two benefic (pleasant) planets would be fairly easy to deal with and should be constructive in experience. That same aspect between two malefic (unpleasant) planets could be far more difficult to experience. Mixed benefics and malefics can provide complications. Which planets are malefic and which are benefic? Again, authors and experts vary in their opinions.

A black and white world would give two categories:

- ✓ Benefics: Sun, Moon, Mercury, Venus, Jupiter.
- ✓ Malefics: Mars, Saturn, Uranus, Neptune, Pluto.

A world with shades of gray would create variables:

- ✓ Benefics: Sun, Moon, Venus, Jupiter.
- ✓ Malefics: Mars, Saturn, Neptune, Pluto.
- ✓ Neutral: Mercury, Uranus.

Experience: The experience of an aspect depends on two items, the nature of the aspect itself, and the nature of the planets involved in the aspect. We must weigh the possibilities. How would that assessment look? Starting with the most harmonious and progressing through the stages to the most difficult:

Planets Involved	Aspect Itself
Benefic with Benefic	Benefic aspect
Benefic with Malefic	Benefic aspect
Malefic with Malefic	Benefic aspect
Benefic with Benefic	Malefic aspect
Benefic with Malefic	Malefic aspect
Malefic with Malefic	Malefic aspect

Paradox: If a planet receives two aspects, one harmonious and the other inharmonious, they do not cancel each other. There is a tendency of Astrologers to say a good and a bad aspect negate each other, then to dismiss the aspects and look for information elsewhere in the chart. You would lose a great deal of your reading ability if you were to discount conflicting testimony. Aspects can and will contradict one another. You will encounter complications and paradoxes in the chart reading. This is an apt description of a human being: complicated, conflicting, contradictory and paradoxical. Sound like anybody you know? Also remember at this point that you, as Astrologer, are only attempting to *read* the contradiction, the complication and the paradox. The person who owns the chart is attempting to *live* it! Count your blessings. How does this type of conflict work itself out?

It is not always easy to read such contradiction. Each aspect will assert itself in its own area of influence. At times, these conflicting aspects will occur simultaneously. You have seen people set out to do something and sabotage themselves in the process. You have seen people torn in opposing directions. Has it ever happened to you? Have you ever sabotaged yourself in the process of an experience you have initiated? Have you ever had conflicting urges? This is tricky at times, both to read and to experience.

At other times, the conflicting aspects might take turns - perhaps first acting harmoniously, then inharmoniously, or vice versa. Have you ever changed your mind? Or changed horses in mid-stream? Sometimes these changes take on monumental proportions. Perhaps you have quit your job and moved your family halfway around the world, only to discover that you are homesick and your old employer really does want you back.

- ✓ If the harmonious aspect evidences first and is contradicted by the inharmonious aspect, what starts out well can end in disharmony.
- ✓ If the inharmonious aspect evidences first and is contradicted by the harmonious aspect, what starts out as a problem might end better than expected.

Quoting an old adage, “There is no way to know what comes first, the chicken or the egg,” (or harmony or disharmony). Astrologically, you can solve some of these questions by watching how the progressions play out for the timing itself.

It is possible that one aspect will predominate in one area of life or in one period of time, and the other aspect(s) will take over in other periods or areas of life. For example, a person who is very progressive, avant garde or rebellious when younger, may become more conservative, sedate or cautious as they become older. Both the progressive aspect and the conservative aspect are working, but choose different periods of life to do so. The opposite could be true – such as a very traditional, conservative person who goes off the deep end at the change of life crisis (or other stress period). Conflicting aspects do not cancel each other out. All aspects operate.

Aspect Listing For astrological listing purposes, the planet or point is listed in this manner: planet (or point), degrees, sign, minutes, (seconds if applicable). Usually, you would use seconds of arc if you were doing fine-tuning work such as rectification, working with solar, lunar or planetary returns, or perhaps when taking an astrological exam that is looking for proof that you know how to make corrections in seconds. Example: the Sun is located at 7 degrees, 55 minutes, 36 seconds into the sign of Scorpio, and would be written in this way:

☉ 7 ♏ 55:36 (planet, degree, sign, minutes, seconds)

Another example: The Moon is located at 15 degrees, 36 minutes into the sign of Aquarius, and is written in this way:

☾ 15 ♒ 36 (planet, degree, sign, minute – seconds are dropped in this example)

Planetary protocol The system for aspecting is based on planetary speed. Dignity or reverence is given to the slower moving, outer planets, much as if you were to introduce a younger person to an older person or any ordinary citizen to a titled person. In the same manner, faster moving planets always aspect or give dignity to the slower moving planets. The faster moving planet should be introduced to the slower moving planet. Relative to average (not necessarily actual) speed, aspect the planets in this order: Moon, Mercury, Venus, Sun, Mars, Jupiter, Saturn, Uranus, Neptune and Pluto. This “pecking” order is called planetary protocol.

- ✓ The Moon is the fastest-moving body in the group, traveling from 12 to 15° per day, or approximately 1° of arc every two hours on the clock. Therefore the Moon would be introduced (listed first) in any aspect to all other bodies.
- ✓ Mercury, being the second fastest-moving body, would aspect all bodies except the Moon, which aspects Mercury. This means that the Moon would aspect Mercury, and Mercury would aspect the rest of the bodies, such as Venus, etc.
- ✓ Venus, being the third fastest-moving body in our group of ten, would aspect all bodies except the Moon and Mercury, etc.

- ✓ In synopsis, the Moon would aspect Mercury, Moon and Mercury would aspect Venus, and Venus would aspect all the others such as Jupiter, etc. These would be written using traditional and appropriate astrological symbols for the planets and the aspects. In an actual chart, some planets or points are in aspect and some are not, usually a thorough mix of both. These aspects are written so that the faster planet aspects the slower planet.

☾♂♀

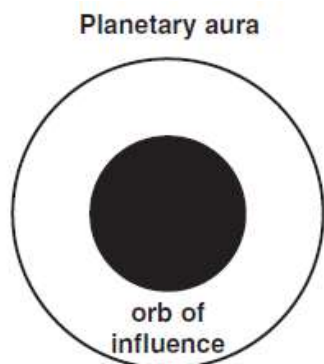
♀♂♀

♀♂♂

Personal Points House cusps move faster than any of the planets. However, planets are commonly listed first when aspecting points such as house cusps, Arabian Parts, Solstice Points, Nodes of the Moon or planets. Remember, the planets are actual physical bodies with specific energy to contribute into a situation or experience. Each planet has mass, position, weight and trajectory. Planets may both give and receive energy or activation. A point in space is a mathematically calculated location. It is occupied by nothing, and therefore may not have specific energy to contribute to the experience. Since there is no physical object present at that spot, it acts as a receiver of energy and is thus acted upon. Planets both *receive and contribute* energy and points *receive*.

Orb of effect It would be far easier if all aspects used were perfect with no margin of error. Unfortunately, this is just not true – life is not that effortless and simple. It is not always easy to determine aspects. If I could say two planets, each at 8°, would be in aspect, and one planet at 8° and one at 9° are not in aspect, it would be simple. When you judge an aspect, you have to allow an area of influence on either side of perfect. High school science textbooks show diagrams of the Van Allen radiation belt (Earth’s magnetic field) surrounding the Earth. It looks like a bubble around our planet showing the pulsing or fluctuating field around it, and it is anchored on Earth’s north / south poles.

“*National Geographic*” magazine graphically portrayed a Voyager space shot in a magnetosphere surrounding Jupiter and the effects of the solar wind amazingly far away from the Sun itself. Scientists were amazed to find that the solar wind (the wind produced by solar flares and other solar activity) shaped or “bowed” Jupiter’s magnetic field at that enormous distance. These energy fields surrounding a planetary body constitute the planetary “aura” and extend the planetary “orb” of influence. I don’t care what the scientists and engineers call that area of influence – it’s all basically labels. They can call it the magnetosphere or a radiation belt if they so choose. As far as I’m concerned, it is the planetary aura or orb.



What these fields show us is that a planet affects far more than the physical space it occupies. While the actual cosmic space Jupiter occupies is relatively tiny, the subtle area Jupiter affects is probably at least several times as large as its physical space. Picture a field of influence expanding completely around a planet several times its physical dimension, spreading all the way around the planet on all sides. From our astrological reference, we are measuring the field from side to side as it orbits. This area of planetary influence is called an orb of effect.

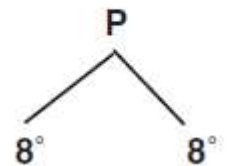
The subject of orbs is very controversial among astrologers. Ten authors could give you ten differing opinions. The orbs I use are, therefore, arbitrary figures based on commonality of use and my personal experience. Just because we are using these orbs does not make me right. These orbs seem to work consistently in my practice and are used in credential testing, but other opinions are possible. It is my suggestion that, once you have learned the nature of aspects and their orbs, you do some experimenting and develop your own personal choice in this area.

I use an 8° orb for four of the five major aspects (the Conjunction, Opposition, Square and Trine), and 6° for the Sextile. Aspects to / from the Sun or Moon can be allowed a slightly wider orb (an additional 1 to 2°) than indicated, if *applying* to the aspect. We will cover applying and separating aspects in our next segment. I do not stretch the orb for the Sun or the Moon if the aspect is separating. Why allow a larger orb?

- ✓ The Sun is over 99% of all the matter in the solar system. Everything else comprises less than 1%. The Sun is so massive and strong that there is little difficulty allowing an extra orb.
- ✓ The Moon is the closest body to us and, as a result, moves so very quickly that it can pick up a degree in space in about two hours on Earth's clock. Because of its motion / speed, you can stretch the orb for the Moon... when applying.
- ✓ I *do not* stretch a separating orb that is in a process of weakening

Partile or Platic Note that the closer (more perfect or "*partile*") an aspect is, the stronger and more visible it becomes in experience. Wider orb (or "*platic*") aspects may show up as a weaker variety. In a long-ago class by Delphine Jay, an Astrologer from Orlando, FL, she mentioned that wide-orb aspects show up later in life. I followed this theory through a number of charts and found it to be valid. Many of the wide-orb aspects emerged after the thirtieth birthday. This does not replace the weakening effect - it just adds a possible dimension to each aspect.

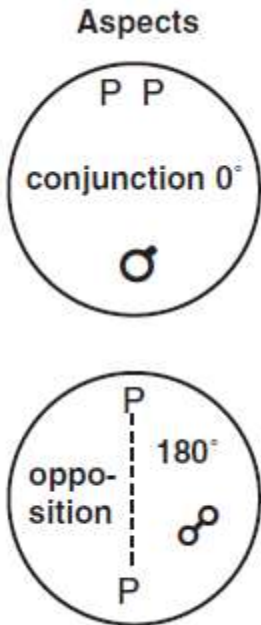
planet and it's orb



Out of sign Aspects that form “out of sign” can be weakened and may be more difficult to relate (and to read). Out of sign occurs when planets are within the allowable orb of an aspect but are not in the signs expected. For major aspects, this occurs when the planets are placed near the beginning or end of a sign, and does not usually occur when the planets are in the middle degrees of a sign. Anything that is more difficult to read may be more difficult to experience as well. Would you personally rather wrestle with the reading or the experience? Any aspect could retain its inherent nature, but would be somewhat changed according to the nature of the aspect itself (Square, Trine, etc.) and by being taken out of context (expected sign position).

At the beginning or the end of the sign, be sure to check for the possibility of an out of sign aspect. There are thirty degrees in each sign and the thirtieth degree automatically becomes 00 degrees of the next sign. These out of sign aspects can be difficult even for experienced Astrologers to spot, so you may miss a few initially. Those aspects that fall within the orb for an aspect but are not in the expected signs are still in aspect. They are just weakened by such a complication.

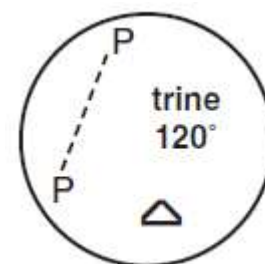
Mechanics of Aspecting



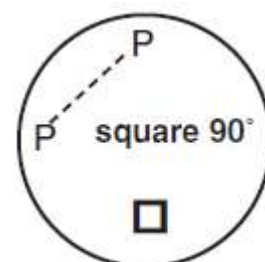
Let's do a mathematical breakdown of a circle. If we were to divide 360° by 1, we would have 360° – the whole circle, creating a concept of oneness, unity or wholeness which would be reflected in planets which were on top of, adjacent to or somehow coupled with one another. Oneness is expressed through the aspect called the conjunction. Visually, the body with the closer orbit would be in front of the farther body / orbit (a potential occultation). The two planets will appear adjacent to each other on the wheel. This is a *New Moon* concept aspect.

Dividing 360° by 2 creates two equal halves of 180° , a concept of two-ness or polarity of the planets. They would be roughly opposite each other in the heavens, within orb. Two-ness is expressed through the aspect called the opposition. If you have learned your sign polarity, you will be able to pick out the oppositions quite easily. Aries is opposite Libra, Taurus opposite Scorpio, Gemini opposite Sagittarius, Cancer opposite Capricorn, Leo opposite Aquarius, and Virgo opposite Pisces. This is a *Full Moon* (very visible) concept aspect.

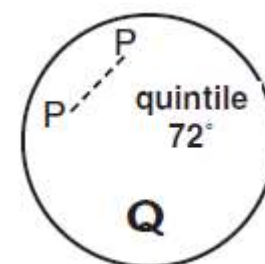
Dividing 360° by 3 creates three divisions of 120° each, with a concept of three-ness, within orb, reflected in a triangular pattern. Three-ness is expressed through the aspect called the Trine. Trines are easy to locate as Fire trines Fire, Earth trines Earth, Air trines Air, and Water trines Water.



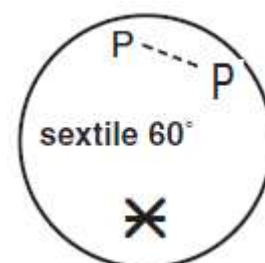
Dividing 360° by 4 would create four segments of 90° each, within orb. If we were to draw lines between those four segments, we would find that a square box was formed. Four-ness is expressed through the Square aspect. Squares are easy to locate. Cardinal squares Cardinal, Fixed squares Fixed, and Mutable squares Mutable.



Dividing 360° by 5 would create five equal divisions of 72° each, within orb. Drawing lines between those points would create a five-pointed star. This concept of five-ness is called a Quintile and it is not considered by most Astrologers to be a major aspect. We will be studying Minor Aspects in Session Two. At this point, just be aware that there is a progression of numbers, with one arbitrarily left out of the sequence. Numerically, the Quintile is two signs plus 12° between bodies.



Dividing 360° by 6 creates six segments of 60° each, within orb. Drawing lines between these points creates two interlocking triangles and forms what is called the Star of David. This is the concept of six-ness. Astrologically, it is called a Sextile and they are easy to locate. Simply skip signs. Start with one planet in a sign and skip over the next sign. A planet in the very next sign will be Sextile the first planet (within orb). Fire Sextiles Air and Earth Sextiles Water.



Going beyond this division into 7, 8, 9, or any other number chosen breaks the circle down into finer and finer divisions, and produces additional Minor Aspects. Multiples of an aspect such as half an aspect or an aspect and a half are their *harmonics*. This is another word used to describe aspects and is an advanced use of them. An example of an harmonic aspect series would be the 5th, 25th, and 125th harmonics.

The Conjunction, Opposition, Square, Trine and Sextile are called the Ptolemaic aspects. There is a sixth Ptolemaic aspect called the Parallel of Declination which is not part of these sessions.

Applying and Separating

As previously discussed, aspects are formed by the angular relationship of two moving bodies (or points) within an allowable orb. Each of the planets or points in question are individually in a one-way, continuously moving, circular pattern, and traveling at varying speeds. When at station, they are not noticeably moving (an optical illusion). When retrograde, they appear to be moving backwards (again, an optical illusion). The rate of motion and direction of travel must be taken into account to determine if an aspect is applying or separating.

As an aspect is forming, the bodies are moving closer to the ideal or perfected aspect ("partile"), regardless of the direction or the speed. Once the perfect (exact) aspect has been formed, the planets continue at their own pace and direction, the aspect widens and then eventually falls apart. The inexact aspect, whether applying or separating, is called "platic". Many Astrologers ignore the terms partile and platic and stick with the concept of "exact" or "non-exact" (within orb). The process of formation, two bodies or points coming together in an aspect, is termed *applying*. An aspect that is still in the process of forming or perfecting itself refers to activity that will occur after the birth of the person or event. This implies new experiences and attitudes that will eventually become a part of the person's life. An applying aspect therefore refers to the future.

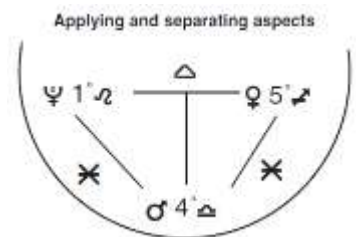
The divisional process of the aspect occurs as the two bodies or points move out of perfect aspect – separation. An aspect that has perfected itself prior to birth and is in the process of disintegrating implies an activity that occurred prior to birth or at least in the past (whatever and whenever that is). The pattern would arrive as an integral part of the person, part of the internal makeup, needing to be integrated or assimilated. A separating aspect therefore represents the process of assimilation and refers to the past. Refraction will be explained in a moment.

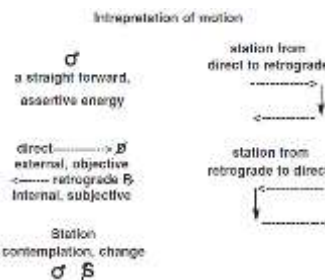
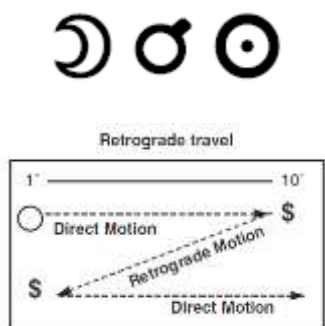
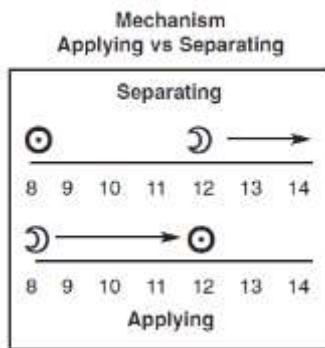
This is not really as complicated as it sounds. Please use only the five Ptolemaic aspects at this point in the lesson. Simple tricks or shortcuts determine which planets could be in potential aspect. You then apply the orbs to further determine if there is an actual aspect. Keep this method as steps one and two in your process of determining whether an aspect is applying or separating.

Let us assume you have determined that you have an aspect between two bodies. For example, you have a Conjunction between the Sun and the Moon and it is within the allowable orb. Next, look to the degrees of each planet or point's position. Suppose the Sun is 8° and the Moon is 12°. Remember planetary protocol? The Moon travels much faster than the Sun in its orbit, and both the Sun and the Moon can travel only direct (neither body can retrograde). Using the faster-moving planet (in this instance the Moon), simply count forward in degrees, 12, 13, 14, 15 and see whether it is getting closer to (applying) or moving away from (separating) the degree of the Sun (the slower-moving body in this example).

In this instance, the increasing degrees of the Moon cause it to move away from our 8° Sun, which means the aspect is separating. If the positions were reversed and the Moon were 8° and the Sun were 12°, then moving the faster body (still the Moon) 8, 9, 10, 11, 12, would cause it to move closer to the 12° Sun. In this instance, you would note this as an applying aspect. In its simplest form, we would read the Conjunction between the Sun and the Moon as a unification (Conjunction) between the ego (Sun) and the emotions (Moon). Remember, the Sun (ego) is much larger (encompasses more physical area and spreads its influences wider and stronger), and the Moon (emotion) travels much faster (can move into and out of an aspect in a relatively short time).

If the Moon were separating from the Conjunction with the Sun, as in the first part of the example, then the Sun would be moving forward in its usual motion towards the Moon. The ego (Sun) would be moving towards unification (Conjunction) and would spread its influence (will) widely (its large orb). The emotions (Moon) would be moving away (separating) from unification. So the Sun (ego) would be cooperating with the aspect of unification and the emotions (Moon) would be moving away from that process. The Moon (fastest) can outrun the Sun's influence (massive orb). The closer the aspect, the more the humongous Sun would influence (orb) the Moon. The wider the aspect, the more the Moon (speed) would avoid the aspect of unification (Conjunction). The actual aspect is separating, so the unification process took place prior to birth and it is a part of the makeup of the person who is attempting to assimilate that aspect and make it work within their life. While the ego is willing, the emotions are running away. Do you think a person would have an easy time expressing this Conjunction?





If the Moon were applying to the Conjunction with the Sun, as in the second part of our example, then the faster Moon (emotion) would be moving towards Conjunction (unification) with the Sun (ego) – emotion is racing towards unification with the ego. The ego, with its powerful area of influence, while moving away from the Moon (direct), will soon be caught by the Moon (fastest moving body), and the Conjunction (unification) will take place at some point in the immediate future. Why immediate? The Moon, which travels one degree of longitude every two hours on the clock on any day, will catch up to the Sun very quickly. The emotions are striving towards and will accomplish (future) unification with the ego through continuing experience. Does this Conjunction between the same two bodies sound any easier to live with?

The ancients saw this particular aspect, the Conjunction between the Sun and Moon, as the beginning of all cycles. The New Moon (which is occasionally a solar eclipse) signifies the divine marriage of the great god and goddess and the planting of the new seed of experience. The connotation of “planting a seed” or initiation holds true for all Conjunctions.

In the case of a planet which can station (stop) and go retrograde (reverse its motion), you must look at both speed and direction. For that you will need a planetary ephemeris. Most of the time computer printouts will not tell you if a planet is at station or how fast the planets in question are moving. My old Matrix computer program gave accurate daily (diurnal) planet movement. My newer computer program did not. For purposes of this study, we will use planetary protocol for the speed of the planet. In actual chart readings, the factual speed of each planet must be used, thus necessitating the use of an ephemeris if the technical information is not provided by your computer printout.

Let us use Pluto at 1° Leo, Mars at 4° Libra and Venus at 5° Sagittarius. Go back to your basic method for aspecting: Leo and Libra are Sextile by sign, Libra and Sagittarius are Sextile by sign, Leo and Sagittarius are Trine by sign; all aspects are possible. Are they within orb? 4° Mars and 1° Pluto are within the 6° orb allowed for a Sextile. 4° Mars and 5° Venus are also within the 6° orb allowed for a Sextile. 1° Pluto and 5° Venus are within the 8° orb allowed for a Trine. We have now determined that our potential aspects are actual aspects. Next...

Planetary protocol indicates that, in order of average speed, Venus is the fastest, then Mars, then Pluto. Venus direct at 5° would be counted 5, 6, 7, 8. This would seem to be moving away from both 1° Pluto and 4° Mars. Both the Trine between Venus and Pluto and the Sextile between Venus and Mars appear (average) to be separating aspects. 4° Mars, counting 4, 5, 6, would be moving away from 1° Pluto, so the Mars / Pluto Sextile is also a separating aspect.



What does this mean? The Trine (ease of effort) between Venus (relating) and Pluto (depth, power and control) is separating (part of the person's internal makeup to be assimilated). But, relating (Venus) is running away (separating) from depth, power and control (Pluto). Pluto is moving relentlessly towards (direct motion) relating (Venus), but cannot hope to catch her (she moves faster). How do you like this Trine?

There is a flowing between Pluto and Venus by virtue of the Trine aspect, and the person can probably assume power in any relationship, but do they want to? Do they see the depth of or their power over their relationships (Venus) as comfortable? What from the past (aspect already perfected and separating prior to birth) can cause this effect? Using keywords previously defined, practice by doing this same exercise with the other two aspects, Venus to Mars and Mars to Pluto.

What if Venus (the faster-moving planet) were at station or retrograde? If Venus were at station, she would be standing still and would therefore have no motion. Either Mars or Pluto in this instance could be traveling faster. We have used planetary protocol and average speed in our examples thus far. In actual chart practice or to take an exam, you must use actual and not assumed or averaged motion to determine speed and direction of the planets. If Venus were retrograde, her degrees would be counted 5, 4, 3, 2, 1. In that instance Venus would be moving towards Mars at 4° and towards Pluto at 1°. The Venus / Mars and the Venus / Pluto aspect would then be applying (forming). How would that change our reading?

Venus (relating), while retrograde in motion (introspective), is applying to (cooperating with) formation of a Trine (ease of effort, luck) with Pluto (depth, power and control). Pluto (if direct: 1, 2, 3, 4, 5) is also applying to the Trine with Venus. Pluto (depth, power and control) is cooperating with (moving towards) a great aspect (the trine) with Venus (relating). Applying does indicate the future, so this aspect will play itself out in upcoming experience. Do this same exercise with Pluto as the separating planet and Venus applying (still a Trine) to see the reading difference. This is the cosmic dance between the planets!

Also practice this exercise with Mars direct and Pluto retrograde. Throw in a station for good measure. Be aware that in the natal chart hosting this particular example, Venus and Pluto were both at Station Retrograde within the 24 hours of the chart. Does this change the interpretation? Practice, practice, practice! For the purpose of this class, we really do not need to take this any further. Please recognize we have touched only the tip of this particular iceberg. More study will be required later.

An aspect not only gives you a message about the interchange of energy that occurs between two facets of the individual (planets and points), but has past (assimilation) and future (formation) orientations. Obviously, this will change the meaning and the nature of any aspect. Let us capsulize the aspecting process:

- ✓ First, determine the potential of an aspect using your shortcuts.
- ✓ Second, check orbs to determine if an actual aspect exists.
- ✓ Third, determine the faster moving body (planetary protocol for now and actual motion once capable).
- ✓ Fourth, count degrees in actual direction of travel (1, 2, 3 or 3, 2, 1).
- ✓ Fifth, determine if the aspect is applying or separating, and what each planet is doing within the aspect?

Reminders An out-of-sign aspect, as previously defined, will be harder to locate and determine. Remember, a sign runs 0 to 29°59' and at 30° it becomes 0° of the next sign (i.e.: 28, 29, 0, 1, 2, etc.).

Should you aspect a planet to a point or a point to another point, remember that the house cusps will move faster than any of the planets, including the Moon. The Ascendant and the Midheaven would logically be used as the fastest moving reference. Usually you will see listings where the planets aspect the angles and the points. In my personal viewpoint, cusps, parts and points are receivers of aspects as they are not tangible, physical objects such as a planet, and have no energy of their own to contribute. Therefore, I do not ordinarily aspect one point to another point. This is personal choice once you understand the mechanism and application.

Refration It's not a subject for a beginner, but a brief definition is in order. When a planet is in the process of forming an aspect (applying), but does not complete the aspect and instead turns away from the aspect being formed (separating), perhaps through stationing, this is known as *refracting* - possibility but not actuality. Think about the possible reading. We will discuss this in more detail in the retrograde segment.

* *Astrology: The Symbolic Language* (<http://www.marilynmuir.net/wp-content/uploads/2021/09/Astrology-Symbolic-Language-August-2021.pdf>)

Part Two

The Phase Wheel

Cycles within cycles, the dynamic, changing, Sun / Moon (sol-lunar) phase relationship becomes the archetype for all cycles of planetary relationship. Relating requires adaptability and participation. Processes begin from singularity (an action or point of view) and evolve through a series of progressive changes to culmination, and then eventual disintegration – evolution through culmination through devolution. The macrocosm is represented by yearly rotation: the zodiac of signs. The microcosm is represented by daily rotation: the astrological circle of houses. The Luration Cycle is initially a study of the Sun / Moon phase relationship, and eventually a study of all cycles of relationship and all aspects contained within those cycles. There are two cycles occurring simultaneously that need to be described:

- ✓ The Sidereal period representing the return to a specific fixed point, zodiac degree,
- ✓ and the Synodic period representing the return to a specific relationship between the bodies such as a Conjunction.
- ✓ Phase wheels illustrate the Synodic (i.e. New Moon to New Moon) return to a specific relationship.

Also, it is important to remember that these planetary orbits are not quite circular. They are elliptical (a somewhat elongated circle), which can produce small variations through the cycles in which they participate. Consider my simple explanations as approximate.

The best way to see the two cycles in relationship to one another is to mentally picture the movement of the bodies. Because any motion of the Sun would be related to galactic and not local motion, we will use the Sun as our static beginning point and call that 00 Aries.

- ✓ The Moon orbits the Earth and the Earth / Moon pairing orbits the Sun, with the separate orbits occurring simultaneously.
- ✓ Arbitrarily place the Sun and Earth / Moon pairing at 00 Aries for our chosen beginning point A and think Conjunction.
- ✓ Our Moon orbits the Earth full circle from point A and back to point A in about 27 days.
- ✓ Due to Earth's own orbital motion around the Sun which has carried Earth and its Moon forward to a new position, the Earth / Sun lineup is no longer located at point A. Earth has moved almost a full sign.
- ✓ In order to establish the initial Conjunction relationship, the Moon must orbit the Earth a couple more days to match up to the initial Sun / Earth / Moon relationship (Conjunction).
- ✓ To complete a lunar full circle (360° in 27 days) plus about two more days for the Moon to be in a position to reproduce the Sun and Earth / Moon relationship, Conjunction, it takes around 29 ½ days, about a month, but the relationship position this time is called 00 Taurus.
- ✓ The Moon did a full circle around the Earth, then elongated that circle by a couple more days. Can you see the circle morph into more of a spiral? We started with an Aries point, went full cycle and we are now at a similar relationship but Taurus point. This relationship lineup is called the Synodic cycle and is the basis of the Phase Wheel.
- ✓ Looking at all of this from Earth's viewpoint (perspective), we see the Sun and Moon in alignment because Earth is beneath our feet and the viewers are a part of that Earth.

Giver of Light and Life It is never physically possible to view the Sun (read ego / self-identity) directly - we would be blinded. Instead, we must view it by reflection or by seeing its power in viewable bits (nine other bodies). At the conjunction (New Moon) the Sun, as the Father principle, seeds the womb of the Mother (Moon) principle. The ancients saw this as the Cosmic Marriage, with humanity's marriage rituals as reflections of the cosmic principle. The moment of the joining itself determines the nature of the seed and defines the whole of the cycle. That seed carries with it not only the characteristics of the Sun / Moon conjunction, but all the other accompanying planetary relationships as well, a complete energy package. At such an early stage of this game, we

may find it difficult to comprehend all that this means or to incorporate it into our delineation. It is enough to know that such an involved and initiating energy exists. We will eventually grow through experience into knowledge. It is important to understand this dynamic is not always visible at the moment of the seeding. If the lineup of the Sun and Moon is exact, as in a solar eclipse, the sky and Moon goes dark because the Moon momentarily blocks the light of the Sun. Just as the farmer pushes the seed deep into the dirt and covers it over to start its individual cycle; the moment of conception is not visible. It exists (it takes faith to await emergence from the dark), but conception exists.

The evolutionary process, represented by that moment, is carried forward by the Moon. Upon the Conjunction, the Sun is immediately relegated to a static position while it pursues other Sun-like imperial activities. The Moon represents and illustrates the evolution and eventual distribution of that Celestial Marriage seed. The Sun has impressed that seeding with what must be done. The Moon then shows us how it is done. The appearance of change as the Moon progresses through the cycle is just that: appearance. The Sun or the Moon as singular organisms did not and do not change. Each body remains intact as an individual unit. The movement and changing shape of the Moon implies that change is occurring – change made visible. Astrologers interpret that appearance and movement as it affects our life processes.

Successive Soli-Lunar conjunctions never occur in exactly the same spot. As just explained, each conjunction takes place approximately 30° later in the Zodiac. In astrological terms, the beginning conjunction of the Sun / Moon (New Moon) would be equivalent to 00 Aries. The next Soli-Lunar conjunction would take place at the equivalent New Moon of 00 Taurus, and so forth. Each phase wheel carries with it all the characteristics of the New Moon that occurred at its beginning, regardless of what sign has been activated, plus the general attributes of the Phase Wheel concept. We can use our knowledge of signs and houses to understand the evolutionary process of the Soli-Lunar Phase Wheel, which is the basis for all aspecting.

Our Zodiac arbitrarily begins in Aries and ends in Pisces. Arbitrary? Of course! A true circle has no beginning and no end, so any beginning or ending point is personal choice and not reality. Once upon a time, Astrologers used Taurus as the beginning of the circle for a past Age. Humanity grows through successive experiences (signs) to develop the qualities that will help in our evolutionary process. Our own solar system, the Milky Way, reflects that evolutionary process via the Changing of the Ages, also known as Precession of the Equinox. The Zodiac of twelve signs represents a series of phases of development regardless of where you apply the knowledge.

Place the Earth directly at the center of any natal wheel. This represents our mundane, physical reality. Arbitrarily choose the Ascendant as the beginning point for your circle of twelve houses of mundane, physical experience. The Ascendant represents the moment of birth - beginnings. The balance of the houses represents an orderly, progressive mundane unfoldment, physical and otherwise, experience by experience. We can also use the concepts of hemisphere and quadrature to help establish Phase Wheel meanings.

Where do we begin? At the planting of the seed – the Sun / Moon Conjunction itself. This is a study of cycles (circles). So place a mark (arbitrarily) as the location of the Ascendant point of any circle.

- ✓ This is the moment of the beginning, the Conjunction itself, the Soli-Lunar New Moon. This cycle will be in effect until the cycle itself is completed and the next cycle begins.
- ✓ Now for our arbitrary divisions. First, divide the circle in half and place a mark on the 180° point of the circle. This represents the Opposition point equivalent of the Full Moon.
- ✓ Next, we will divide each half in half again and place points at the two 90° locations on the circle. This represents the equivalent of the First and Last Quarter lunar phases.
- ✓ Next, we will divide those four quarters in half yet again, giving us four more points halfway through each quarter. The points are at 45° on each side of both the New and Full Moons.
- ✓ There are eight points collectively. We have just measured and constructed the diagram of the Phase Wheel itself.
- ✓ Now we must attach astrological meaning to those points.

The Celestial Marriage takes place in the relative dark. It is personal and private, illustrated by the planting of the seed into the darkened soil where it will grow and become. The Moon, in its orbit around the Earth, approaches her husband, the light and life-giving Sun. Only the Sun gives light within our system. What other light we perceive as planets and moons are actually reflected sunlight. Think of what that means. (Yes, Jupiter is a wannabe Sun, but cannot quite produce enough light for us to see here on Earth.) The Sun is our system's light-giver. All other light we can see, measure and use to live our lives is a reflection of the Sun's light.

The Moon orbits the Earth and the Earth / Moon pair orbit the Sun. As the Moon's orbit gets closer to the Sun, the light being given by the Sun falls on the lunar side away from the Earth (as the Sun and the Moon focus on and behold one another for their upcoming union). Think now of a Solar Eclipse moment. The Moon is fully lit on the side away from the Earth. The Moon appears to be absorbed (embraced) into the much larger and more powerful Sun. The Moon's much closer to Earth image is becoming an endarkened circle overwhelmed by the much larger but much further away Sun. Size and distance are the measures that make the Sun and Moon appear to be similar in size and effect, but this is an optical illusion from Earth's perspective. That is why the ancients saw them as equal in size and strength, and, therefore, as the celestial parents. Once their union is complete and seeding has occurred, the faster moving Moon continues in its orbit around the Earth carrying the newly planted seed. Initially, the Moon is still in the dark (Sun's light on the back side of the Moon), gradually re-lightening as reflected sunlight becomes more visible to Earth's observation.

Hemispheres Any New Moon is dark, gradually increasing in light as the Moon progresses through the first half of the cycle, and culminating in full light at the Full Moon. The Moon then gradually diminishes in light as she progresses through the last half of that cycle, again fading into the Sun's glory as she approaches the next Conjunction, and its new seeding.

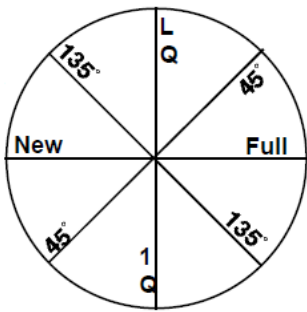
- ✓ The lunar phase increasing in light is called waxing.
- ✓ The lunar phase decreasing in light is called waning.
- ✓ From the New to the Full Moon, the light is increasing – waxing.
- ✓ From the Full to the next New Moon, the light is decreasing – waning.
- ✓ Waxing implies growth, effort and consciousness.
- ✓ Waning implies distribution of effect, plus preparation for the new cycle to come.
- ✓ Growth of what was initially seeded occurs from the New Moon to the Full Moon.
- ✓ Productive completion occurs at Full Moon, then relinquishing from the Full Moon to the New Moon.

Another way of looking at it is that we plant a seed (New) and then do everything in our power to grow our intent until we reach full potential (Full) and then must distribute the fruits of our labor and eventually prepare for the next process (New). Obviously, there is a lot more to the process, stages (phases), but this can set the stage.

Phase Quadratures As Astrologers, we know that 90° squares represent challenges to whatever activity or relationship is present.

- ✓ The waxing Square (First Quarter) is a challenge to the growth or evolution (waxing) of that cycle's seeding and process. (First Quarter Square - challenge to growth of seed.)
- ✓ The waning Square (Last Quarter) is a challenge to the distribution process of the devolution (waning) of the completed process. (Last Quarter Square - challenge to distribution of fruits of the process.)

Eights A half Square is stressful (as a multiple of the Square), but not as much so as a Square itself. So the 45° positions of all the quadrants are stressful. In minor aspecting, 45° (half a Square) represents agitation, and 135° (a Square and a half) represents frustration.



- ✓ 45° from the New Moon is agitation in growth (waxing).
- ✓ 135° from the New Moon is emotional frustration in growth (waxing).
- ✓ 45° from the Full Moon is agitation in distribution (waning).
- ✓ 135° from the Full Moon is emotional frustration in distribution (waning).

Well that looks easy, but there is more.

- ✓ 135° from the New Moon is also 45° (agitation) from the upcoming New Moon.

So the 1/8th positions can represent a nasty combination of agitation / emotional frustration phases to both the growth and the distribution phases. It is not that difficult to see which phase is agitated and which phase is emotionally frustrated.

In addition, the last part of the phase process of dispersal and distribution is important to finishing that cycle, while also clearing the decks and preparing for the cycle to come. This is the death phase of the cycle in the process of completing itself. It is finishing up and letting go. Birth can be dramatic. Death can be dramatic. Occurring at the same time, the drama can be increased.

While we are concentrating on the eight phases mentioned, please realize all other aspects occur within the Phase Wheel - Trines, Sextiles, Quintiles, Quincunxes, etc., are either waxing or waning in nature, and contribute to growth or disintegration, naturally. Additionally, that which is Sextile the New is Trine the Full, etc. Imagine the differences in delineation – WOW!

As we describe the Phase Wheel which is based on the Sun/Moon process, realize all other bodies have the same type of phase relationship. A Conjunction between Venus and Pluto has its own phases, and the aspects we are attempting to read in an individual chart have been seeded by that Conjunction and all it represented. Wonder why we struggle so in reading aspects? We read out of context to the seed. We attempt to delineate how an aspect is affecting a chart without knowing why it exists in the first place. Now let's name and describe the phases.

Phase Wheel application

Apply aspect concepts to any and all planetary combinations:

- ✓ 00° Conjunction: New Moon (Waxing)
- ✓ 45° Crescent Semi-Square (which is also Sesqui-square to the Full phase)
- ✓ 90° First Quarter Square
- ✓ 135° Gibbous Sesqui-Square (which is also Semi-Square to the Full phase)
- ✓ 180° Full opposition culmination, begins Waning
- ✓ 135°/45° Disseminating (Semi-Square to Full, Sesqui-Square to upcoming New)
- ✓ 90° Last Quarter Square
- ✓ 45°/135° Balsamic (Sesqui-Square to Full, Semi-Square to upcoming New)

PHASE WHEEL

00° Conjunction: New Moon (Waxing)
 45° Crescent semi-square (which is also sesqui-square to the Full phase)
 90° 1st Quarter square
 135° Gibbous sesqui-square (which is also semi-square to the Full phase)
 180° Full opposition (Waning)
 135°/45° Disseminating (semi-square to Full, sesqui-square to New)
 90° Last Quarter square
 45°/135° Balsamic (sesqui-square to Full, semi-square to New)



New Moon 00° Conjunction This is the start of the waxing phase. It is the planting of the seed itself (the idea, activity, relationship) in the dark of the Moon (invisible, perhaps unconscious, instinctive, subjective). You sense something has started, but may not know what it is because it is planted in darkness. As the Moon moves forward (at 12 to 15° per day), it gradually becomes visible - first a sliver, then gradually growing in visibility. That which was born in darkness is starting to emerge into the light and becoming viewable. This phase contains a Nonagon aspect at 40°, which suggests an Earth test in the growth process.

Crescent Moon 45° Semi-Square With emerging light comes visibility and conscious awareness. We have passed through the 36° Decile, which helps with mental conceptualization. Now that we can see what has begun, there is friction and a struggle to help the seed grow and emerge, possibly because we are so firmly rooted in our past. At 80° we reach the Bi-Nonagon, another Earth test as we approach first quarter and a square.

First Quarter 90° Square This is a crisis in growth and progress, facing the challenges presented, and breaking through what has held us to the past. The 60° Sextile of opportunity and the 72° Quintile have passed, incorporating our mental talents and abilities into the process. Go or no go: defeat doubt to hang on to the past or move into the future?

Gibbous 135° Sesqui-Square We have passed the 120° Trine where we got the impression that everything was a go (perhaps payment for successfully passing the Nonagon and the Bi-Nonagon tests?) and have reached the emotional frustration stage of the process. With the increase in light, we can clearly see where we must go, and that the goal is not very far away. But we must now analyze the process and adapt as necessary for eventual success. We must discern any inherent inadequacies (emotional frustrations) and fix them.

Full Moon 180° Opposition The process has grown in light, visibility and productivity to its highest prospect. We have developed and perfected what was potential. We have achieved what is possible and the light (sustainer) will now start to wane, gradually approaching invisibility. Now what? We must start letting go of the process – a hard choice, but it will get harder. We must become more objective and contemplate sharing and distributing the fruits of our labor.

Disseminating 45° from Full Semi-Square and Sesqui-Square (135°) to New 16° (Whew!) Share? Distribute? Let go? Yes. Agitation and emotional frustration? Yes. Pain? Yes. We must open our hand, realize that what we began so long ago has served its purpose and must now be freely given. Letting go gets easier at the 60° Sextile and the 72° Quintile (mental acceptance and knowledge). This Sextile is actually the 120° point from the New Moon. At this phase can we begin to look forward to the new seeding?

Last Quarter 90° Square Here is a new crisis, this time waning, trauma in the letting go process. Decision time. At 120° from Full, there is an easier Trine. We worked so hard to develop the initiating seed, can we give any or all of it up? We have accomplished the purpose of the seeding to the degree possible, and it's time to move on. Any letting go process can be very painful as you prepare to clear the decks to get ready for the new seeding down the road. Re-orientation becomes necessary.

Balsamic 135° Sesqui-Square from Full, 45° Semi-Square to New This is the clearing of the decks phase. Let go now, because the new seeding is close by and coming up fast. Empty your cup in order for it to be re-filled. The old process has reached its conclusion, and death, in order to make room for the new seeding (birth) at the next New Moon. Let go and let God...Sound like anything you enjoy?

What about orb or exactitude? Remember, there are no real dividing lines in space. Signs and aspects seem to blend and meld into one another. You could use this in your reading. If you had an aspect separated by 85°, it is technically in the Crescent Phase, but is closely approaching the First Quarter Square. It is waxing (growth-oriented), has passed the 45° agitation / struggle point, passed through the 60° Sextile (opportunity) and the 72° Quintile (mental talent) points and is approaching closely the crisis of the 90° point. Crisis in what? The growth of the seeding process. Depending on the planets involved and the houses they occupy and rule, the person will be challenged in the process of growth of the original seed. The points where the phase switches from waxing to waning, or vice versa, seem to be the critical points for exactitude. Either something is growing – or something has grown to the level possible and now must be distributed and eventually let go.

The Soli-Lunar Phase Wheel is the diagram for all other aspecting. You can apply this basic information to natal as well as progressed charts. It will take time to develop a real skill, but this is the basic diagram for all aspecting, and for all the bodies and points - not just Soli-lunar.

Further reading and research:

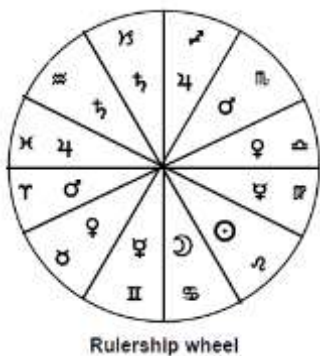
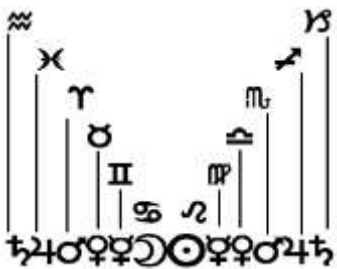
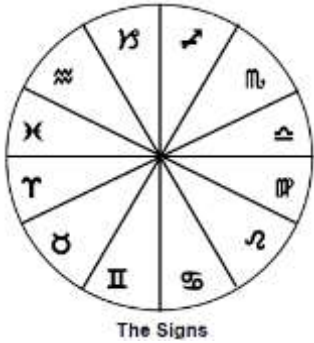
- ✓ Michael Meyer describes 64 Soli-Lunar subtypes. Divide each quarter by eight and delineate that each quarter has eight phases. The degree spread for each subtype is 5°37'30". I have not researched this one!
- ✓ Michael Meyer, Handbook for the Humanistic Astrologer
- ✓ Dane Rudhyar, The Lunation Cycle
- ✓ Jinni & Joanne, When Your Sun Returns

Rulerships

Signs The twelve signs of the zodiac are interpreted as basic attitudes, methods of expression, mannerisms, ways of acting, or psychological types. Remember perspective? The zodiac itself is a starry band of constellations at vast interstellar distances scientifically placed as a Sun-centered measuring system. The zodiac as we see it is from Earth's viewpoint - same zodiac, different perspective. According to western or tropical astrology, signs have only a mythological association to the constellations for which they were named. Signs define the *how* of you, produced by the local perspective between the Sun and the Earth. From my *Astrology: the Symbolic Language*, "The planets are the key to the information in the chart and they 'rule' the signs."

The seven inner bodies, Sun through Saturn, were considered by the ancients to be the "seven spirits before the throne". They represent development of the personality through physical experience, the concrete planets. The three more recently discovered bodies, Uranus, Neptune and Pluto, are outside Saturn's orbit, are not bound by Saturn's rules, and are considered more transcendental planets. The ancients only used the seven inner planets and the old system of rulerships did not provide a place for the three recently discovered planets. Seven planets for twelve signs indicate some duplication in rulership was in order. A diagram of the ancient form of rulership is provided at the left. Rulership implies a natural affinity. The nature of the planet contributes to or positively influences the nature of the sign(s) it rules. This is called "Dignity".

The Sun has a natural affinity with Leo, the strong summer sign in the northern hemisphere where the largest population centers existed. The Sun's "wife", the Moon, is placed with the sign of Cancer, next to the Sun, and has a natural affinity with the rainy period just before the heat of high summer. This is your beginning point for the older form of planetary rulership. We now have ten signs and five planets left. Therefore, each planet ruled two of the remaining signs. The Sun and Moon as "lights" were considered the "parents" of the planets and had some overlapping influence on each other's sign. The children of the "lights" were termed the "wanderers", considered to be dual in nature, ruling one masculine and one feminine sign each, through which they could learn their lessons. The order of rulership is the astronomical position of each planet outward from the Sun.



Starting with Mercury, then Venus, then Mars, then Jupiter, and lastly Saturn on either side of the Sun / Moon pair, the planets rule the signs exactly in that order.

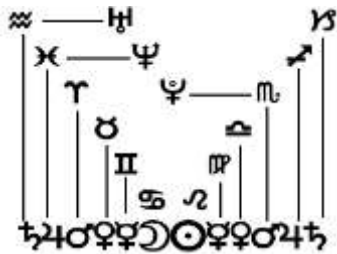
- ✓ Counting forward in the Zodiac from the Sun in Leo, Mercury rules Virgo, Venus rules Libra, Mars rules Scorpio, Jupiter rules Sagittarius, and Saturn rules Capricorn.
- ✓ Counting backward zodiacally from the Moon in Cancer, Mercury rules Gemini, Venus rules Taurus, Mars rules Aries, Jupiter rules Pisces and Saturn rules Aquarius.

Look at the rulership pattern another way. The Moon and Sun (the celestial parents, the lights) ruled one feminine (Cancer, Water) and one masculine (Leo, Fire) sign in the strongest or most prominent period of the year in the northern hemisphere. (Make a mental note: the seasons are reversed in the southern hemisphere.)

- ✓ Mercury rules the masculine (air) sign of Gemini and the feminine (earth) sign of Virgo.
- ✓ Venus rules the feminine (earth) sign of Taurus and the masculine (air) sign of Libra. Mars rules the masculine (fire) sign of Aries and the feminine (water) sign of Scorpio.
- ✓ Jupiter rules the masculine (fire) sign of Sagittarius and the feminine (water) sign Pisces. Saturn rules the feminine (earth) sign of Capricorn and the masculine (air) sign Aquarius.

Rulership: influences and has the nature of...

Once the outer three planets moved from unconsciousness (undiscovered) into consciousness (discovered), they had to be given a place in the pecking order or chain of command. Old rulerships had been around for millennia and Astrologers were not comfortable with disposing of them, so a system of dual rulerships was born. As you study, you will encounter support for old rulerships only, new rulerships only, and also those who do not like to throw away potential information (or just cannot make up our minds) and use both (as I do).



The assignment of sign to ruling planet was and still is controversial.

- ✓ Uranus was the first to be discovered and assigned to Aquarius as a co-ruler with Saturn (an uncomfortable pairing if you've read the myths).
- ✓ Neptune was next to be discovered and assigned to Pisces as a co-ruler with Jupiter (an easier pairing).
- ✓ Pluto was the last to be discovered and assigned to co-rule Scorpio with Mars.

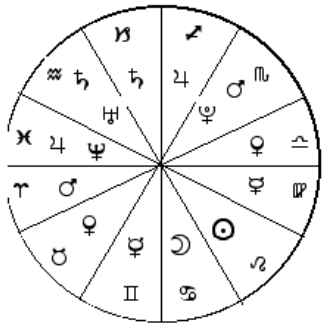
There is still a large contingent of Astrologers who believe that Aries should have been the choice for Pluto as it was next in order from Aquarius and Pisces. I personally believe that Pluto is more aptly defined by its Scorpio rulership. In order for rulerships to make sense, there must be an affinity between the energy represented by the planet and the attitudes and expressions of its sign(s).

Chiron was discovered a few years ago. It was originally named as a planet, causing a flurry in the astrological community as to sign rulership and interpretation (Virgo was the leading contender). In 1989, Chiron was re-classified as a comet. Comets orbit quite differently from planets and are not assigned planetary rulerships. When the new rulership wheel was formed, the new planets assumed their roles as rulers. Whether the old method, the new method, or dual rulerships are correct is still a "work in progress". You need to examine and decide what works best in your world.

The previous material refers primarily to signs. These same planets also rule the houses. Using an Aries rising wheel, also learn the house (mundane) rulerships.

- ✓ Detriment by sign and by house is at the polarity of sign or house to rulerships (Dignity).
- ✓ A planet is strong if located in its rulership and much weaker if located in its detriment (polarity to rulership), by sign or house.

Learn your rulerships. It will really help you understand the affinities between the abstract signs and experiential arenas called houses...and the concrete, physical bodies that rule them.



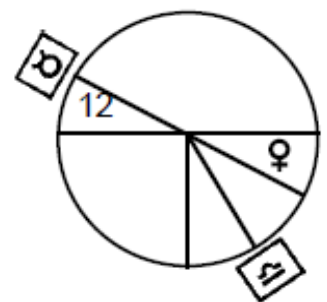
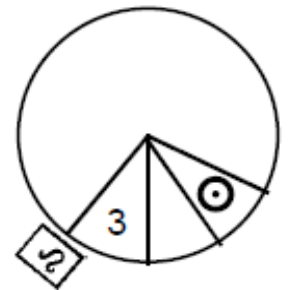
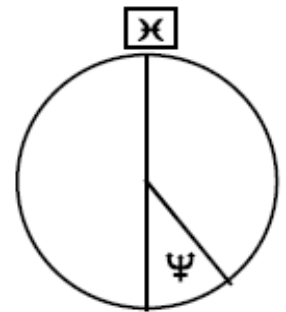
What does Rulership have to do with Aspecting?

When you are reading a natal chart, no point in that chart is in isolation. It is an increment to a larger whole, a contributing or influencing factor, or it is a receiver of influence or impact. Associations exist and impact the chart and the life of the chart holder. A planet rules both a sign(s) and house(s). It is easy to visually locate the house occupied by a planet. If you know your rulerships, it is easy to locate the sign(s) it rules. There will be an affinity or flow between the two houses, expressed by the mannerisms of the signs involved. The house tells you what it affects, the sign tells you how it acts. The two are in sync, connected in some way (e.g., with the ruler of the 10th in the 4th, the person may connect home / family and work / vocation. They may work out of their home or be in a family business. With the ruler of the 10th in the 1st, the profession is a natural outlet or forum for the expression of that 1st house, extremely personal, planet energy. Some combinations are very easy, and others more abstract or difficult. Practice them. If you can locate *Basic Astrology Theory and Practice* by Leo Covenant or *Graphic Astrology* by Eileen McCaffrey, both have a brief one-line description of the ruler of a house in each of the twelve houses to get you started.

What is not usually considered is that the aspects inherent to any natal planet carry through into rulership by occupation and sign. If your natal Moon is stressed by aspect, that stress is carried into the matters of the house the Moon occupies and the house(s) it rules (Cancer cusp). Perhaps the ruler of the house of occupation shows no stress, but the person who owns the chart experiences stress in that area of life. Is the chart wrong? Anything is possible! Is the Astrologer wrong? Or is something subtle influencing in an unexpected way?

Example: my Scorpio Sun is in my 5th, ruling my 3rd, square the Moon, square Pluto, opposite Uranus, semi-square Neptune, and trine the MC. All that impacts the expression of my Sun and all that it influences, including the houses.

**Rulership
and occupation**



- ✓ Wherever the Sun resides is where the chart owner has the strongest sense of self-identification.
- ✓ My Sun is in my 5th house of personal creativity. Am I an artist? No, but I am a crafter. Did I have lots of children? Yes. Did I create things other than physical children? Yes. Am I strongly identified with my children and my other creations? Yes.
- ✓ With Sun ruling the 3rd, do I have a strong affinity with siblings? Yes. Do I learn, educate, communicate, and write? Yes. Is all this easy? Look at the stress aspects to the Sun. No, it is not always easy.
- ✓ Can I use that creativity to advance my profession? Trine MC. Yes!

Another example: Libra is on the 5th, with its ruler Venus in the 6th.

- ✓ Could the chart owner give service (6th) to children, sports, speculation (5th)?
- ✓ Could a child (5th) work (6th) with the owner of the chart? (There are plenty of family-owned businesses.)
- ✓ Could the work (6th) express the owner's creativity (5th)? You will note that in your diagram, Taurus is also pictured on the cusp of the 12th house. Venus also rules Taurus.
- ✓ The 6th and 12th are also tied by planetary occupation / rulership.
- ✓ Could work / service (6th) have a karmic (12th) implication?
- ✓ Can much of the work (6th) be behind the scenes or in the closet (12th)?
- ✓ Because of the occupation / rulership tie, the 5th, 6th and 12th are somehow connected.
- ✓ Could the work / service (6th) with children or personal creativity (5th) be karmic (12th) in nature?

Hopefully these two examples will help you understand the associations and ties between the house of occupation and the house(s) of rulership. Try it on your own chart and other practice charts. Use planet, sign, house and aspect index cards to help you isolate the relationship, and develop stories out of the combinations. Develop your stories through planets in signs, signs on houses and planets in houses and the aspects that influence, and, at times, dominate them. Practice, practice, practice!

Session Two

Major Aspects (5 Ptolemaic)
Minor Aspects / Harmonic Theory
Dispositors / Mutual Receptions
Wheeling the Houses

Part One

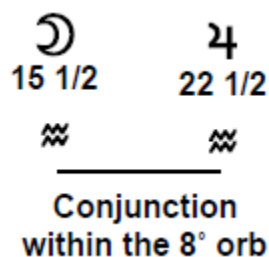
Last session we explored the generalities of aspecting. To recap briefly:

Aspects The ten planetary energies are in constant motion within the 360° circle of the Zodiac, and are continually forming and un-forming angular relationships (called aspects) with one another. This interaction or inter-relationship between the various functions within the individual indicates the ease or difficulty with which the energies can express within the human experience. Are the aspects supportive, antagonistic, or ambivalent? Aspects may be used to further provide timing factors for those experiences. Aspects define the *why* and partially define the *when* of your experience.

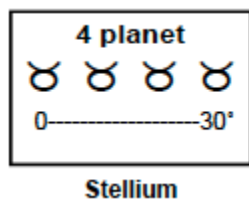
In this segment, we will explore five of the major Ptolemaic aspects – Conjunction, Opposition, Trine, Square, and Sextile. The sixth major Ptolemaic aspect, the Parallel (and its partner Contraparallel) is determined by Declination calculations which are not part of this study. Ptolemy codified ancient astrological lore and set the stage for much of today's astrological knowledge. In the following segment, we will discuss the minor aspects and their harmonic overtones. As to the concept of major and minor aspects, I would doubt that the Designer and Creator of the universe did anything insignificant. Some of the more subtle aspects are not as easily identified or understood. Minor aspects then become “food for thought” for your future studies and perhaps your personal contribution to Astrology and Astrologers everywhere.

Conjunction – ☿

The concept of oneness, the completion or retention of the circle itself, represents unity. The Conjunction occurs when two (or more) planets are adjacent within the allowable orb of eight degrees, even if those planets are “out-of-sign” which somewhat weakens the Conjunction. The Conjunction intensifies and powers each planet. A keyword phrase for the Conjunction is “is united with”. Integration, union or oneness is the message, a desire for the urges or energies represented by the bodies (two or more) involved to work in union or in cooperation with each other. The keyword phrases to remember are those of union or oneness, an integration factor (a desire by the adjacent bodies to work in oneness or union with one another).



Any chart with multiple Conjunctions could indicate great action and personal strength because each Conjunction would act as intensification, to unify the person or event, integrate or make whole. If the Conjunction involves planets that are antagonistic towards each other, this would not be an easy union, but it’s not necessarily “bad”. If the bodies represent factors that can be easily bonded, there can be a flow, and an orderliness, harmony and inner strength produced. Conflicting factors can produce inner strength (positive) but possibly through challenging experience. You have met people who seem to be very centered or solid within certain areas of their lives. Perhaps they have come in with benefic energies, aspects that operate to their benefit. Since these planets are immediately adjacent, it is not difficult to locate the possibility. Then examine the orb (8° maximum in either direction). Example: Moon at 15 1/2 AQU and Jupiter at 22 1/2 AQU: wide, yet still within the 8° orb. This example is definitely wide, but is considered Conjunct within that 8° orb. The urges of the Moon and the urges of Jupiter blend and unite their energies.



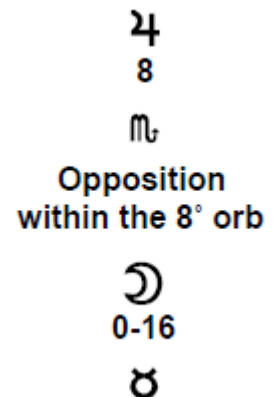
Recognize the concept of union where the conjunction itself is concerned. When determining an aspect, fix in your head how the pattern must look. For a Conjunction, look for planets that are immediately adjacent. Do watch for out-of-sign conjunctions at the beginning or end of signs. Once determined, check the orb and whether the aspect is applying or separating. As an aspect of intensification, again, the key phrase for planets conjunct is “is united with”. Think also of the intensification of a stellium that is comprised of multiple planets in one sign, possibly including actual Conjunctions. Stelliums are thought to be in automatic Conjunction. As you encounter them, study their application in each chart to help build your understanding of the grouping and potential of Conjunct application.

Weighing the Conjunction

- ✓ What planets are involved?
- ✓ Are they naturally in harmony or disharmony?
- ✓ Watch for Conjunctions that form out of sign that might weaken or complicate the aspect.
- ✓ The closer the Conjunction (partile), the stronger, more visible and early in life it can express.
- ✓ The wider the Conjunction (platic), the weaker and possibly later in life it can express.
- ✓ Is the Conjunction applying or separating?
- ✓ Is refranation a possibility?
- ✓ If applying, does the presence of the Sun or Moon allow for a wider applying-only orb?

Opposition – ☿

The concept of two-ness is next. The Opposition occurs when two planets are opposite each other in the sky, about 180° apart and within the allowable orb of 8°. Divide the chart in half and, if you locate planets roughly across the chart from each other, those planets are potentially in opposition and carry with them the concept of two-ness or polarity. If you have learned your polarity in signs, this aspect is not difficult to recognize. First check by sign and then check by orb. If the planets are exactly opposite each other, the degrees would be the same. For example, if I had a planet at 8 Scorpio, I would look for another planet at 8° of its polarity – Taurus. If I have something in Taurus, but it is not at 8°, what I would then do is add or subtract the 8° orb. This orb of influence would then run from 0 to 16 TAU. Watch for out-of-sign oppositions at the beginning or end of signs. The easiest way to look for the opposition is to put your finger on a planet on one side of the chart, and then to look at the opposite side of the circle, almost as if you were to cut a slash that would divide the chart into two equal halves. Look to see if there is a planet anywhere near one point by looking at the polarity (in this example, Scorpio / Taurus). Please remember that I have emphasized memorization of the polarities. If you have not memorized that, you can handicap yourself in easily determining oppositions. If needed, go back and reinforce those principles. If roughly in place, and the signs are correct, then look at the orb to see if the aspect exists.



Visualize what an aspect would look like if two bodies were opposite each other, one on each side, with the Earth in the middle. They would be doing a tug of war, coming from opposite points of view or determination. Earth is in the position of the child's game "Monkey in the Middle". This is a confrontive aspect, one that says you have two urges which are polar opposites in terms of viewpoints and approaches. For example, I have one window on a subject and you have the opposite window on a subject. If I want to look at the forest and you want to look at the trees and we try to dialog with each other or interact, we may encounter conflict. Our viewpoints are dissimilar, opposite each other, but connected by polarity, such as both ends of a pencil / eraser, a pairing.

Whenever there is an Opposition in a chart, the tendencies can be confrontive or conflicting, potentially role-playing energies. One person will play out one end, and the other plays "devil's advocate". You may take different roles at different times depending upon the planets, houses and signs involved. Since oppositions produce possible confrontation, the issue can easily involve another person. You are forced to view what you are learning because the other person forces you to see it from a different perspective. The purpose of an opposition is to bring about awareness. The concept is for you to expand your view to include the needs and views of others. The keyword is "versus".

Weighing the Opposition:

- ✓ What planets are involved?
- ✓ Are they naturally in harmony or disharmony?
- ✓ Watch for oppositions that form out of sign, a condition that might weaken or complicate the Opposition.
- ✓ The closer the Opposition (partile), the stronger, more visible and early in life it will express.
- ✓ The wider the Opposition (platic), the weaker and possibly later in life it will express.
- ✓ Is the Opposition applying or separating?
- ✓ Is refranation a possibility?
- ✓ If applying, does the presence of the Sun or Moon allow for a wider applying-only orb?

Square – □

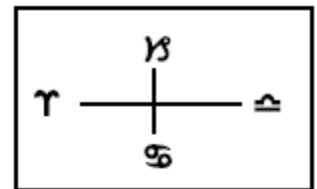
When we divided the circle by four, we created a concept of four-ness. If we connect the four possible points within the circle, we get a Square or a box. The Square occurs when two planets are at a 90° angle, or separated approximately 1/4 of the way around the circle, with an allowable orb of +/- 8°. It is not all that difficult to determine the Square if you have learned your sign qualities. An easy shortcut to determine if planets are in Square is that cardinal signs square other cardinal signs, fixed squares fixed, and mutable squares mutable.

Put your finger on one planet. What quality does it occupy – cardinal, fixed or mutable? Look to see if there are any planets in the two signs possessing that quality 1/4 of the way around the circle on either side of the original planet. For example: with Sun in Scorpio (fixed), look to the two fixed signs (1/4 of the way around the circle) on either side of the Sun. In this instance, the two fixed signs on either side of Scorpio are Leo and Aquarius, so any planets in Leo and / or Aquarius have the potential of being in Square. The fourth fixed sign, Taurus, is 180° across the circle, or in Opposition, and therefore cannot be in square.

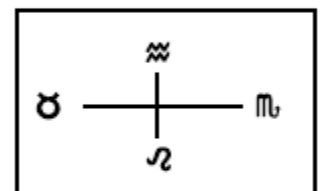
If a Square is possible, check to see if it is within the allowable +/- 8° orb. If it *is* in orb, you have a Square. If it *is not* within the allowable orb, you do not have a Square. Watch to see if The Sun or Moon allow a slightly extended orb when applying. Watch for out-of-sign aspects at the beginnings and ends of signs. There are many Astrologers who will read aspects generically by sign only, ignoring orb. I am suggesting you read aspects by specific orbs. With experience, you will determine *your* personal application.

Look at the sharp angles that are created. Recognize that the nature of four-ness is structure, discipline, challenge, obstacles and matters that must be overcome. It is not so much that you confront another person as in the opposition, but that you must work out conflicting energies, perhaps within yourself. One of my easiest memory tricks for the Square is to think of it as a “chip” on your shoulder. At times you find yourself in trouble and get responses you do not understand. Why? Possibly it is because you are *unaware* of the chip you are carrying on your own shoulder. Squares can represent areas of you that do not fit comfortably together and which create conflict, a problem, or challenge stemming from within. Perhaps the lesson is to *realize* that you are carrying a “chip” on your shoulder. The Square is the key to adjustment through challenge, obstacles and the ability to overcome problems. What is an obstacle to one can be a challenge to another. The keyword for the square is “challenge”.

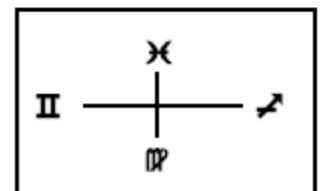
Squares



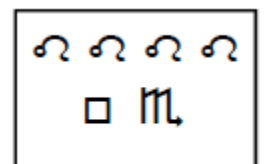
**Cardinal will
always square other
Cardinal signs.**



**Fixed will
always square
other fixed signs.**



**Mutable will
always square
other mutable signs.**



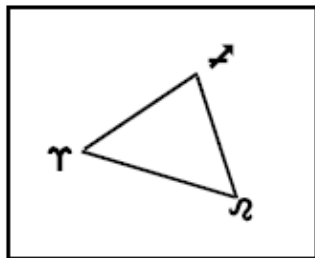
**4 planet stellium
square Scorpio planet**

Weighing the square:

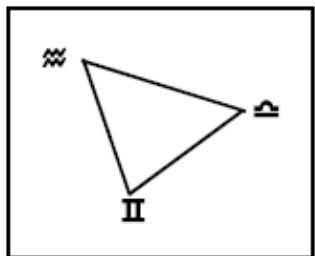
- ✓ What planets are involved?
- ✓ Are they naturally in harmony or disharmony?
- ✓ Watch for Squares that form out of sign, a condition that can weaken or complicate the aspect.
- ✓ The closer the Square (partile), the stronger, more visible and early in life it will express.
- ✓ The wider the Square (platic), the weaker and possibly later in life it will express.
- ✓ Is the Square applying or separating?
- ✓ Is refranation a possibility?
- ✓ If applying, does the presence of the Sun or Moon allow for a wider applying-only orb?

Trine

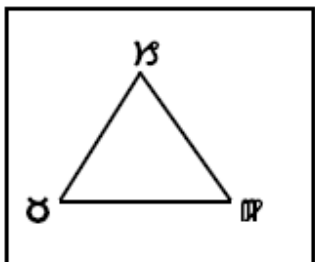
The Trine occurs when we divide the wheel by three – the concept of three-ness. By connecting lines together between the three points, we get a triangle. This means that the two planets in the aspect are 120° apart, separated approximately 1/3 of the way around the circle, within an allowable orb of +/-8°. The shortcut to find Trines is shown by the illustrations with this section.



Fire will always trine
other fire signs.



Air will always trine
other air signs.



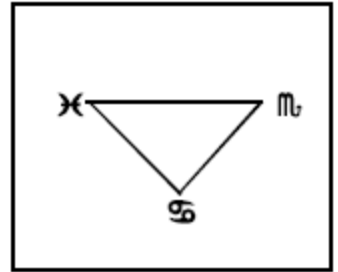
Earth will always trine
other earth signs.

Have you memorized your elements? Put your finger on the planet you are checking, and then note its element. Look to the other two signs in that element for a potential Trine and then check to see if the aspect is within the +/-8° orb. Using the example of a planet in Leo (fire), look at the other fire signs Aries and Sagittarius. Is there a planet or point occupying either sign? Is it within the allowable orb? If yes to both questions, you have a Trine. If no to either question, you do not have a Trine. First look at the element, then at the orb. Watch for out-of-sign trines at the beginning or end of signs. Watch for Sun or Moon applying for the potential of a wider orb.

The Trines, or the concept of three-ness, was considered very lucky by the ancients, *unless* all three points were occupied simultaneously (paradox and contradiction in instruction!). The Trines create a flow of information or an ease of experience. Three-ness is considered beneficial or lucky. Recognize that this is a harmonious aspect and the energy flows quite easily. There is no essential work or effort involved. This is a flowing or flowering of experience with little demand. In fact, sometimes it is so effortless we do not even bother to take advantage of it and laziness can set in.

Weighing the Trine:

- ✓ What planets are involved?
- ✓ Are they naturally in harmony or disharmony?
- ✓ Watch for Trines that form out of sign, a condition that can weaken or complicate the Trine.
- ✓ The closer the Trine (partile), the stronger, more visible and early in life it will express.
- ✓ The wider the Trine (platic), the weaker and possibly later in life it will express.
- ✓ Is the Trine applying or separating?
- ✓ Is refranation a possibility?
- ✓ If applying, does the presence of the Sun or Moon allow for a wider applying-only orb?



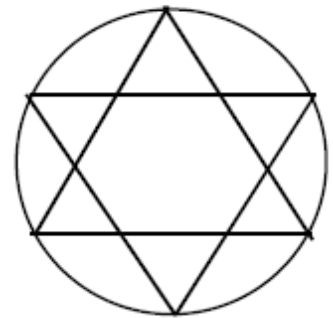
Water will always trine other water signs.

Sextile – ✕

The Sextile occurs when we divide the wheel by six. 360° divided by six equals six equal quadrants of 60° each. Two planets located 60° apart are considered to be in Sextile. Again, if you know your signs, this is not difficult to locate. Remember, a sign is 30° and two signs are 60° . The shortcut for determining Sextiles is that a planet in a sign will Sextile another planet two signs away, on either side of itself. To determine if a planet is in Sextile, put your finger on the planet in question. In the natural sequence of the signs, count forward two signs (or skip a sign). With a planet in Leo, skip Virgo and look for a planet in Libra. Also look two signs behind the planet in question. Again with a planet in Leo, while counting backwards, skip Cancer and look for a planet in Gemini. Planets in either Gemini or Libra may Sextile a planet in Leo. Watch for out-of-sign sextiles at the beginning and end of a sign. Then look at the orb. A Sextile is a multiple of a Trine, so the multiple has less orb than its parent aspect – the allowable orb for a Sextile is $\pm 6^\circ$. Do this same exercise for each of the planets and / or signs. First check the sign position, then the orb. Also note if it involves the Sun or Moon's slightly extended orb.

Since the Sextile is a multiple of the Trine, there is the ease and harmony associated with the trine. However, since it's a multiple of the Trine, it's not considered as strong. The Sextile does have many of the characteristics of the Trine, but does not have the range (orb), and seems to require effort. From my research and application, the Sextile seems to have half the luck

Sextile



of the Trine, and the other half you must make up with work or personal effort to achieve results. There is still a flowing energy, but with a necessity that you do your own part. Recognize that a Sextile will give you many of the benefits of the Trine, but requires that you participate.

Example: A person hands you a lottery ticket that was purchased by someone else or dropped on the floor...and you win...the Trine. A Sextile might require you to purchase the ticket yourself, and then possibly win. The Sextile demands that you participate in the harmony and benefit offered – no freebie. The Trine presents luck without much effort on your part (which could weaken you if you become lazy or don't take advantage of luck when it presents itself). The Sextile will give you the benefit once you have placed something of yourself into the garnering of the benefit of the aspect.

Weighing the Sextile:

- ✓ What planets are involved and are they naturally in harmony or disharmony?
- ✓ Watch for Sextiles which form out of sign, a condition that can weaken or complicate the Sextile.
- ✓ The closer the Sextile (partile), the stronger, more visible and early in life it will express.
- ✓ The wider the Sextile (platic), the weaker and possibly later in life it will express.
- ✓ Is the Sextile applying or separating?
- ✓ Is refranation a possibility?
- ✓ If applying, does the presence of the Sun or Moon allow for a wider applying-only orb?

Develop Keywords for Aspects

When you are looking at aspects, you are looking at the interaction between the urges and needs (ten solar system bodies) of the individual. Using the keywords of both planets and aspects gives you a head start. Do not memorize paragraphs out of a book – they can remain disassociated in your mind for a very long time. Learn concepts. If the Moon is Square the Sun, example keywords would be emotions (Moon), challenge or conflict (Square) ego, goals, life purpose, or motivation (Sun). Or perhaps Mom (Moon) and Dad (Sun) had / have conflict (Square). To practice your aspects, create your own index cards that fully represent (with multiple keywords) the planets involved and place them in planetary protocol order. The overall faster moving planet first, aspect card second, slower moving planet last. Look at the concepts on the chosen cards and create a story – this starts the reading. Use planetary keywords, both positive and negative. General aspect keywords are:

- ✓ Conjunction: unites with, cooperates, enhances, supports, strengthens, integrates
- ✓ Opposition: opposes, confronts, devil's advocate, conflicts, faces
- ✓ Square: chip on the shoulder, challenge, problem, obstacle
- ✓ Trine: flows well with, ease, luck, blessings
- ✓ Sextile: works well with, opportunity, half luck / half effort

Do you remember the earlier description of the ease or difficulty of benefics aspecting benefics, through stages, to malefics aspecting malefics? Let's play with a Conjunction (unification) through the three possibilities. (Remember: each planet influences the other.)

- ✓ Benefic with benefic – such as Venus Conjunct Jupiter (most beneficial, use positive keywords)
- ✓ Benefic with malefic – such as Venus Conjunct Uranus (mixed, use positive and negative keywords)
- ✓ Malefic with malefic – such as Saturn Conjunct Uranus (difficult, use negative trying-to-become-positive keywords / conjunction)
- ✓ Remember: the nature of a Conjunction is eventual unification. What energy joining with what else?

Benefic with benefic example reading – Venus Conjunct Jupiter:



(*Positive Keywords*): This represents the desire for a value system and for relationships as love, harmony, artistic pursuits, beauty, gentleness, and acquisitiveness (Venus) unites with, cooperates, enhances, supports, strengthens, integrates (Conjunction) with the expansive, philosophical, somewhat religious quality as abundance, benevolence, development, optimism, or happiness (Jupiter). Venus is shaped by and benefited through the Conjunction with Jupiter, and Jupiter is shaped by and benefited through the Conjunction with Venus. Does this sound like something you would like to have in your chart?

Benefic with malefic example reading – Venus Conjunct Uranus:



(*Positive Keywords*): This is the desire for a value system and for relationships as love, harmony, artistic pursuits, beauty, gentleness, or acquisitiveness (positive Venus) unites with, cooperates, enhances, supports, strengthens, integrates (Conjunction) with the urge for the new, change or deviation as originality, individuality, inventiveness, uniqueness, or progress (positive Uranus). Venus is shaped by and benefited through the Conjunction with Uranus, and Uranus is shaped by and benefited through the conjunction with Venus. Doesn't sound too bad – just different.

...or (*Mixed Keywords*): This represents the desire for a value system and for relationships as love, harmony, artistic pursuits, beauty, gentleness, or acquisitiveness (positive Venus) unites with, cooperates, enhances, supports, strengthens, integrates (Conjunction) with the urge for the new, change or deviation as eccentricity, rebellion, disruption, explosiveness, or being spasmodic (negative Uranus). Venus is shaped by these benefits questionably through the Conjunction with Uranus. Uranus is shaped by and benefited through the conjunction with Venus. Not quite as comfortable for relating.

...or (*Mixed Keywords*): The shows the desire for a value system and for relationships as indolence, laziness, weakness, gluttony or pettiness (negative Venus) unites with, cooperates, enhances, supports, strengthens, integrates (conjunction) with the urge for the new, change or deviation as originality, individuality, inventiveness, uniqueness, or progress (positive Uranus). Negative Venus will be shaped by a positive Uranus, and positive Uranus will be shaped by negative Venus, but will either benefit?

...or (*Negative Keywords*): This indicates the desire for a value system and for relationships as indolence, laziness, weakness, gluttony or pettiness (negative Venus) unites with, cooperates, enhances, supports, strengthens, or integrates (Conjunction) the urge for the new, change or deviation as eccentricity, rebellion, disruption, explosiveness, or spasmodically (negative Uranus). How would you like this for a relationship reading for yourself? Negative Venus shaped by negative Uranus, and negative Uranus shaped by negative Venus, does not sound like anything I would like to experience.

Malefic with malefic example– Saturn Conjunct Uranus: ♄ ♂ ♅
(use negative trying-to-become-positive keywords)

(*Negative Keywords*): This is the contractive, organizational, consolidating, structuring quality as limitation, rigidity, coldness, pessimism, loss, or depression (negative Saturn) unites with, cooperates, enhances, supports, strengthens, or integrates (Conjunction) the urge for the new, change or deviation as eccentricity, rebellion, disruption, explosiveness, or spasmodically (negative Uranus). Yuck! Not a comfortable aspect. Uranus shaping Saturn and Saturn shaping Uranus is not easy. What they are attempting to become or achieve?

(*Positive Keywords*): This is the contractive, organizational, consolidating, structuring quality as patience, coolness, caution, ambition, control, maturity, or responsibility (positive Saturn) unites with, cooperates, enhances, supports, strengthens, integrates (Conjunction) with the urge for the new, change or deviation as originality, individuality, inventiveness, uniqueness, or progress (positive Uranus). Can you see from this last sentence how we evolved out of the Stone Age, faced change with reservation, tested the waters before we progressed, and learned the new in stages?

House placement can also affect any aspect.

- ✓ Aspects between planets in angular houses have more physical force, are more visible in experience, such as impact or crisis, and produce their effects early in life.
- ✓ Succedent aspects affect our valuation (both material / financial and ethical / principal) system, occur close to time expected, but tend to take place over a period of time.
- ✓ Cadent aspects affect us more through our psychological or adaptive nature, often on a sub- or unconscious level, and may evidence themselves belatedly (perhaps because realization takes time).

Remember to think about the effect of each aspect on the planet as ruler of a sign / house and occupant of a house.

Minor Aspects

Delphine Jay, PMAFA from Orlando, gave a lecture a few years ago on Harmonics. Her personal definition of aspecting gave me the clue I needed to understand aspects by recognizing that there are families of aspects. If you think of the general meaning of an aspect “family”, each aspect within that family has general and / or similar characteristics.

<u>Family</u>	<u>Characteristics</u>
Solar	Creative and supportive with possible adjustments necessary
Martial	Frictional, forces action of individual
Uranian	Mental (mercurial), cool nature, detachment, attitude for study, intuitive, nature awakening. Why? Who am I?
Neptunian	Predisposition, sensitivity, occult, mystical, pondering. What is truth? Fatalistic. Perplexed mentally.
Plutonian	Earth tests. Two areas forced to deal with each other to complete development in a cycle. What you must overcome to blend energies. Reaching for a future trine – perfection.

Material level aspects: multiples: 15°

Mental level aspects: multiples: 12°

Spiritual level aspects: odd multiples

(Note: At times these multiples coincide; e.g., 180° is both a 15° and 12° multiple.)

Symbol	Name	Degree	Orb	Family	Keyword
♂	Conjunction	00°	8°	---	Prominence, unification, cooperation
//	Parallel	00	1	---	Intensity, concentration
	Vigintile	18	2	Uranus	Support in mental world
	Quindecile	24	2	Uranus	Mildly harmonious mental ✎
✎	Semi-sextile	30	2	Solar	Growth
U	Undecagon	33	1	---	Aid/help on spiritual level
	Decile	36	2	Uranus	Benefits from study - mental ✕
N	Nonogon (Novile)	40	1	Pluto	Earth tests
∠	Semi-square	45	4	Martial	Friction on material level, forced into action
S	Septile	51 1/2	1	Neptune	Fatalistic, inevitability
✕	Sextile (Hexagon)	60	6	Solar	Opportunity
Q	Quintile	72	4	Uranus	Exceptional talent, mental level △
Bi-N	Bi-Nonogon	80	1	Pluto	Earth test, lesser power, future △
□	Square (Quartile)	90	8	Martial	Obstacles, struggles
Bi-S	Bi-Septile	103	1	Neptune	Perplexity, lesser fatalistic
	Tri-Decile	108	2	Uranus	Aptitude on mental level, natural quickness in learning, where to apply motivations
△	Trine	120	8	Solar	Luck
▢	Sesqui-square	135	4	Martial	Frustration on emotional or non-material level. Keeps to self until out of hand, agitation. Many (4-5) collectively become square as problems compound.
	Bi-Quintile	144	2	Uranus	Knowledge gives advantage in particular area. If Neptune involved, oriental research of mysticism
✕	Quincunx (Inconjunct)	150	2-3	Solar	Virgo aspect: perfection 96% perspiration and 4% inspiration. Expansion through change. If you cooperate and work with, not negative. Scorpio aspect: motivated by higher forces, more fated. See Yod
3-S	Tri-Septile	154+	1	Neptune	Fatalistic (lesser power)
↑	Trinotch	165	1	---	Material Breakdown
♂	Opposition	180	8	Martial	Separation
≠	Contra-Parallel	-	1	---	Separative intensity, concentration

Please note that the Conjunction, Parallel, Contra-Parallel and Trinoch had not been assigned to a family. The Conjunction and the Parallel depend on the planetary energies involved. While the Contra-Parallel will act similar to an Opposition (marital family), its partner, the Parallel, is not of the marital family. It's a tough call.

The Solar family consists of the Trine (as primary) and its multiples, the Sextile, semi-Sextile and the Quincunx. I have strong reservations about identifying the Semi-Sextile and the Quincunx with the benefic aspects as I do not see them operating beneficially in most charts. If you add the 30° of the Semi-Sextile to the 150° of the Quincunx, they are a natural partnership with 180°. I read each of them as Inconjuncts.

The Martial family consists of the Opposition (as primary) and its multiples, Square, Semi- and Sesqui-Squares.

The Uranian family consists of the Quintile 72° (1/5 circle as primary), and its multiples,

$$\begin{array}{ll} 1/2 = 36^\circ \text{ Decile (1/10 circle)} & 2x = 144^\circ \text{ Bi-Quintile} \\ 1/3 \text{ Quintile} = 24^\circ \text{ Quindecile} & 3x \text{ Decile} = 108^\circ \text{ Tri-Decile} \\ & 1/2 \text{ Decile} = 18^\circ \text{ Vigintile} \end{array}$$

I did not locate traditional symbols for the minor aspects in this family.

The Neptunian family (odd multiples) consists of the Septile (1/7 circle - 51° 26') and its multiples, the Bi-Septile (103°) and Tri-Septile (154+°), plus the Undecagon (33° - 1/11 circle).

The Plutonian family consists of the mystical testing number Nonagon or Novile (40°) and its multiple, the Bi-Nonagon or Bi-Novile (80°). Adding one more multiple of 40° brings us to 120°, the Trine. Is this perhaps how we "earn" our Trines? The implication is that the earth tests (40° multiples) eventually lead to victory in the Trine - lesson learned. For the testing definitions, look to the Bible's Num 14:33 "wander in the wilderness forty years" (testing of a nation) or Matt 2:4 "fasted forty days and forty nights" (testing of a man – Jesus).

Harmonics

By looking at an aspect and its multiples, we have just opened the subject of harmonics. Harmonics may be thought of as octaves of an aspect much as music has multiple octaves. Imagine a room full of silent, unmoving musical tuning forks of various notes and octaves. Someone strikes the key of C into that silence. Without touching any of the other tuning forks, every C in the room, regardless of octave, will instantly start to vibrate and give forth sound in the key of C. I don't know if the spontaneous sound is as loud as the original sound, but all the Cs will vibrate and ring because they are vibrationally linked. None of the other tuning forks in that room will respond. I have a full set of Blue Steel tuning forks that I have used in my healing work. Vibrations are very interesting and have a lot to teach us.

I have done research on the 5th harmonic series for the charts of 100 confirmed alcoholics and a separate research project for 100+ confirmed AIDS victims. The 5th harmonic series is considered to be the genetic signature series, and I was researching genetic marker possibilities for the two projects. The 5th harmonic series consists of the 5th, 25th, 125th and 1/2 the 5th, used in unison with the basic natal chart (1/2 of 5, 5 itself, $5 \times 5 = 25$, and $25 \times 5 = 125$).

- ✓ Alcoholism readily showed up as a genetic marker. I could even spot the necessity for slight birth time corrections (rectification).
- ✓ AIDS did *not* show up genetically no matter how much I worked the placements. AIDS is *not* genetic or a potential weakness in the genetic system. AIDS is opportunistic.
- ✓ As I did the AIDS research, I realized that most of my charts were people who identified as homosexual. Early AIDS evidenced more in that part of humanity than in the balance and moved into more general context as the disease progressed. Repeating... I saw no genetic marker with the 5th Harmonic series for nearly 100 timed charts. No means none, for AIDS or for homosexuality. There might be other markers or harmonics, but they were not in the 5th Harmonic series. This became an "accidental" research data bit.

Using a major division of the wheel itself, such as 1/2, 1/3, 1/4, etc., their multiples have the same basic quality of the original. They are just stepped down and somewhat muted. In addition, to have several of lesser multiples operating simultaneously may have the cumulative effect of the original. Cumulative Semi- and Sesqui-Squares may act like a Square. Cumulative Squares may act like an Opposition. Cumulative Deciles or Tri-deciles may produce the natural talents of the Quintile.

In addition, many natal birth aspects may be triggered by transiting commonalities. In the last half of 1941 and into 1942 (World War II), many people were born with the Saturn / Uranus conjunction in Taurus. This aspect was triggered in 1988-9 by another Saturn / Uranus conjunction that bridged Sagittarius and Capricorn. It did not matter whether or not the natal conjunction or any other placement of the natal chart was touched by the transiting conjunction. Prior natal Saturn / Uranus conjunctions vibrated and responded in my clients' charts.

(Remember the earlier tuning fork example.) A soul note sounded and everyone with that natal aspect vibrated. Imagine the fun trying to figure that one out – not necessarily direct natal hits, but lots of activity. I looked up the timeline history of 1988-9, not a World War but there was lots of global turmoil. I found it interesting that this was the period of Premier Gorbachev and the dismantling of what had been the USSR into today's Russia. It was the Iran Contra affair scandal and indictments.

As I re-write this section in early 2022, we are experiencing a Saturn / Uranus square. This time, one of those planets (Saturn) in Aquarius is squaring Uranus in Taurus. The charts of the 40's conjunction and the 1988-89 Saturn / Uranus conjunctions may be ringing like the tuning fork example above. A square is different from the original conjunctions, but I am wondering if it is possible for the square to resonate to the earlier conjunctions. Is there war or a rumor of war? Is Russia attempting to get back the territory and the world standing it lost in 88-89 (Ukraine)? Are there scandals and indictments in the air? What we do not learn we can be doomed to repeat. How many times do we want to do this?

Side note If you have Gemini or Virgo rising, pay attention to what is happening to transiting Mercury. It is your ruler and you will respond. If you have Taurus or Libra rising, pay attention to what is happening to transiting Venus for the same reason cited above. The same is true of all the natal rulers. All that affects the chart ruler can affect the chart of the native, regardless of where, when or how. We are sensitive that way!

Part Two

Dispositor

Building on the material developed in our rulership segment, we are now going to determine whether or not there is a final Dispositor of the chart, and what that means to the chart and its owner. We will then look to see if there is a Mutual Reception present, and if and how it affects dispositorship. At this stage, it is important that you know your planetary rulerships (dignities), old and new. If you are weak in that area, shore it up before you attempt to enlarge upon it!

What exactly is a dispositor? It is theorized that any planet not in its dignity (rulership) is like a guest in a sign ruled by another planet. It must, therefore, answer to that ruling planet. When a planet is in the sign of its own dignity, it becomes its own dispositor as far as the actions of that particular planet are concerned. It is autonomous. It is in charge of its own business and does not have to look to anything outside itself for answers or authorization. The Sun in Leo is its own dispositor. The Moon in Cancer is its own dispositor. Mercury in either Gemini or Virgo is its own dispositor, etc.

When a planet is in any other sign than that of its own dignity, the ruler of that sign becomes the dispositor of that planet. The dispositor can be any other planet in the chart, not necessarily the “Lord” of the chart (the ruler of the Ascendant). For example, Mercury in Cancer is not in dignity, therefore the Moon becomes the dispositor of Mercury. Mercury must then look to the Moon for answers or possible authorization.

Previously, we learned that a planet in its dignity by sign is particularly strong because there is an affinity between the mannerisms and effects of a sign and the energy of the planet. Now, add a layer to that meaning and deepen it through the knowledge that a planet in its dignity has autonomy. A planet not in its dignity by sign is not as strong because the affinity between the mannerisms and effects of a sign and the energy of that planet may be not as compatible. Now add a layer to *that* meaning and deepen it through the knowledge that a planet *not* in its dignity lacks autonomy and must look to the sign ruler. *Note:* if the planet is in its dignity, it can also experience having to ask permission to act from the primary house cusp ruler.

Matters that any planet rules, either by cusp sign or by the house it occupies, are affected by the condition of that planet: dignity, detriment, exaltation or fall, retrograde, interception, phase, aspects, etc. All affect the planet, its energy and the matters of the houses it both rules and occupies, and that includes dispositorship by another planet.

Chain of Command In looking at the ten bodies in any chart, you may find some in dignity, others not, and you may also create a “chain” of influence between the planets. You could start with any planet, but let’s start with the Sun and systematically follow a possible “chain” of influence. Degrees may be ignored at this time. Here’s a random example:

Sun in Aries, Moon / Cancer, Mercury / Aries, Venus / Taurus, Mars / Pisces, Jupiter / Pisces, Saturn / Aquarius, Uranus / Leo, Neptune / Scorpio, Pluto / Virgo

- ✓ The Sun in Aries (not in dignity) is ruled by Mars.
- ✓ Mars in Pisces (not in dignity) is ruled by Jupiter and/or Neptune (dual rulership).
- ✓ Co-ruler Jupiter in Pisces (dignity) disposes Mars.
- ✓ Co-ruler Neptune in Scorpio disposes Mars. Or do they?

When a planet is in its dignity, the chain of command usually stops at that point, such as Jupiter disposing Mars. However, in this instance, Mars is in co-ruler Neptune’s dignity and Neptune is in Mars’ dignity - causing a mutual reception. We will get back to this in a moment.

Let’s move on in the chain of command:

- ✓ The Moon is in Cancer (dignity).
- ✓ Mercury in Aries is disposed by Mars (back to the deductions given in the previous paragraph).
- ✓ Venus is in Taurus (dignity).
- ✓ Saturn is in Aquarius (dignity).
- ✓ Uranus is in Leo, disposed of by the Sun (back to the original deductions).
- ✓ Pluto is in Virgo disposed by Mercury. Whew! Who’s in charge of this store?

Planets in dignity are in individual control of planetary energy and influence:

- ✓ Moon / Cancer, Venus / Taurus, Jupiter / Pisces, Saturn / Aquarius answer to no one but themselves.
- ✓ Jupiter disposes of Mars, which in turn disposes Sun and Mercury / Aries. (Mars / Pisces however is in mutual reception with Neptune / Scorpio.) Already disposed Sun disposes Uranus / Leo.
- ✓ Mercury disposes Pluto / Virgo.

Ideally, you would hope for one planet that becomes the final dispositor, a successful end to the “chain of command”, the final arbiter, the “buck stops here” energy, one energy that seems to have control. In our example, that just does not occur. We have four planets in dignity, strong and autonomous, and they are their own control factors. Much of the chain of command loops back to Jupiter / Pisces as the final arbitrator of Sun, Mercury, Mars, Uranus and Pluto, giving a Jupiter disposition to the use of those five planetary energies. What about the Neptune / Scorpio mutual reception with Mars / Pisces? Just what is a mutual reception?

Mutual Receptions

When two planets occupy each other's sign, they are said to be “mutually received”. Each planet has the capability of expressing in both signs. In our Mars / Pisces and Neptune / Scorpio example, Mars and Neptune would both be capable of expressing in both Pisces and Scorpio. Now let's add the degrees. Mars is at 10° Pisces and Neptune is at 20° Scorpio. If they exchange positions, then Mars expresses at 10° Pisces and 10° Scorpio. Neptune expresses at 20° Scorpio and 20° Pisces. And they may participate in aspects with other planets! Suppose you have a natal Mars that is wonderfully aspected but experiences unexplained difficulty. Do you suppose the malefic aspects of the new placement could have a bearing on the “wonderfully aspected” but stressed-out Mars? What if those mutually received planets are in stress aspect? What happens when they shift position?

Generally forgotten in delineation is that if you exchange the planets, you also have an additional reading through the houses involved, by occupation and rulership. Not only can the planets exchange signs, but also house positions. Since you retain the original degrees of the planets involved in the mutual reception, it is possible to involve houses other than the originals. You literally have to read each planet involved in two signs and two houses, but also note their double influences by rulership. Sound complicated? Usually! That is why this is not suggested for beginners.

Perhaps when you hit one of those hard to determine predicaments, you might look to see if a mutual reception is involved, offering the native an alternative to his ordinary solutions. This can be an escape hatch out of a problem – or double the trouble, depending on the planets involved. The best time to practice a mutual reception is when another way out of a situation is needed. New aspects may appear. Experiment. Learn. Practice, practice, practice!

To paraphrase Delphine Jay's article "*Mutual Receptions*" in *Astrology Now* magazine: "[Mutual Receptions are] definite talents or natural tendencies, which can be consciously developed...[with a] promise of greater success in areas depicted. Strengthens the individual's ability to successfully deal with his life. In youth we tend to use through habit the natural planetary trait – using the Mutual Reception position only at times of stress or by accident, gradually incorporating these alternatives into our conscious makeup. It takes time for the individual to realize he has the power or gift to use as he requires, and to not be uncomfortable with his gift. Think of how much this opens up the "free will" or "self-mastery" avenues as the person develops his consciousness and potential. Character traits may be consciously strengthened. Relief can be obtained from stress aspects as effort is made to utilize the power offered. Excellent explanation!" *Planets in Mutual Reception* by Anne Ryan is also an very good reference.

Transits / Progressions Remember, if a general rule applies natally, it should also apply with transits and progressions (I am not so sure this is true about directions, as they are an arbitrary and not natural measure). Because progressions can move slowly, a mutual reception may last a lifetime. Transiting mutual receptions occur regularly and may be your best observation method. While Pluto spent fourteen years in Libra, we had a perfect opportunity to witness multiple mutual receptions between Pluto and Venus each year she transited Scorpio (also her detriment). As Jupiter transits Cancer for a year, watch when the Moon transits Sagittarius and / or Pisces each month. When these transiting mutual receptions occur, there is a natural empathy set up between the planets and we have an opportunity to view a planet expressing in more than one dimension, providing unexpected alternatives or doubling the dilemma.

Derivative House System

(Wheeling the Houses)

While using an individual's natal chart is the best method, we can locate our significant others in our personal charts. In general, look to the 3rd house for siblings, the 4th for family in general and domestic parent in particular, 5th for children, 7th for spouse, etc. Every person or circumstance in our physical lives is shown by the physical house system. Many times, I was asked about the native's children and their general well-being. Looking at the 5th for all children (what if the native had eleven children?) is a bit vague, even for a single child. How do we build some depth in our reading? Let me back up and present a system for reading natal planets in a more comprehensive way, and then we will apply that same system to reading the people in a natal chart. (Just don't lose sight of our purpose: aspecting!)

When you read a natal chart, it is best that you have a comprehensive system to organize and present the myriad details a chart can develop. If you run helter-skelter over the chart, you will have a hit and miss reading, sharp on some areas, void or weak in others. I can remember as an early reader having thousands of bits on information on a person, but felt the totality of the person was somehow missed. My discomfort goaded me into developing a systematic process of reading in which I started from the widest perspective, gradually narrowing the focus until I had a framework on which to hang all the detail, and the totality of the person stayed intact.

Once that system was mastered and became second-nature, a deepening of each element was needed. How to do that? Each planet represents an energy, an urge, or a driving need within the individual. That urge is colored by the sign through which it operates, and manifests most clearly in the matters of the house it occupies and the house it rules. That energy is conditioned by all the elements we have studied: dignity, detriment, exaltation and fall (by sign and by house), retrograde, station, interception, dispositorship, etc. That energy is especially conditioned by the aspects with which it is involved. How can we isolate one planet in a chart, explore it individually and develop a deeper grasp of its energy and effect in the life of the native?

*Solar Chart*** We will start with the analogy of a solar chart in which you place the Sun on the Ascendant (the equivalent of dawn) and equal-house the other houses starting with the sign and degree of the Ascendant (which is also the sign and degree of the Sun) – e.g., 29 Gemini on the 1st, 29 Cancer on the 2nd, etc. Each of the planets are then dropped into the equal house chart using their degree placement. 1 Leo would be early in the 2nd, 28 Sagittarius would be on the 6th house side of the 7th house, etc. With this visual concept in place, you have a perfect representation of the energy of the Sun – the ego, self-identification, will, all of the keywords that describe the concept of the Sun. The Sun has the full range of expression represented by the house system.

- ✓ The Sun (the Solar Ascendant), has a value system (the 2nd), it has communication skills (the 3rd), it has rootedness (the 4th), it has creative self-expression (the 5th), it serves (the 6th), it has a shadow self (the 7th), etc.
- ✓ The Sun has individual strength or weakness by dignity, detriment, exaltation and fall.
- ✓ The Sun may act as its own dispositor, be disposed by another planet, be mutually received, or be part of a “round robin” with no conclusion.
- ✓ The Sun cannot be retrograde or at station, but it may be intercepted, aspected or unaspected.

All of these items contribute their own flavoring to the energy represented by the Sun. The Sun in the sky is the central gravitational force around which all the other bodies orbit - the cohesive factor within our solar system. Without the Sun, we would be space dust. That is Astronomy – Astrologers interpret. The Sun represents the heart and core of the individual, the cohesive or integration factor (or lack of it) for the native. It is the central gravitation force within the individual that brings or holds all the experiences together in a meaningful fashion. When you look at a Solar chart, you are looking at all the elements of that individual’s capacity (or lack of it) to hold their life together.

Do the same procedure with the Moon or any other planet. Simply place a planet on the Ascendant, equal house the balance of the chart according to that planet / Ascendant degree and sign, then drop the rest of the planets (including the Sun) where they belong by degree. You can then start examining, for example, the emotional, nesting, domestic, mothering / smothering urge of the Moon in all its detail. The Moon is (1st), has value (2nd), communicates (3rd), etc. The Moon has aspects to other planets, and is somewhat molded or shaped by those aspects.

Each planet may be examined in great detail, giving depth and dimension to its effect on the native. You can see where each planet has its say or effect on each other planet, including planets not in aspect to one another. For example, Sun on the Ascendant, Neptune in the equal 7th house, not in actual opposition, but sitting in the 7th house “shadow” area for the Sun. Neptune directly opposed the Sun could suggest open confrontation between spirituality and / or escapism, and the ego. Neptune in shadow (not directly opposed) could suggest a more vague problem such as concern about spirituality or a psychic / mystical nature, perhaps fear (justified or unjustified), that the partnership role could result in a diminishing of the ego or sense of self. Remember here that we are talking about the Sun.

The placement of each planet in these “rotated” charts are the equivalent of how the Arabian Parts are calculated. For example, with the Sun on the Ascendant, the position of the Moon equals the house position of the Part of Fortune.

Wheeling the Houses Now let’s take that planet / Ascendant equal house concept and apply the principle to the people in our lives within our personal natal chart. The same twelve-house concept applies, but we do not have to create a solar equal-house chart. We simply start with the house that represents the person in question, label it as house #1 for that person, then re-number the houses from that point. For example, natural children in general and the first natural child in particular are located in the 5th. (Note that this is not the house position of adopted or step-children, which are located in the 11th house.) All children may be read “in general” from the 5th house. However, the 5th natal house becomes the 1st house of the first natural child, the sign on the cusp, its ruler, and any planet(s) in that house and all their properties describe the personal qualities and experiences of the first child. The 6th natal house becomes the 2nd of the child and describes that child’s value systems. The 7th natal house becomes the 3rd of that child and describes that child’s communication, etc. All you do is renumber the houses starting with the house representing that person. You can then do a deeper study of the people who are significant to the native. **I have provided a diagram for you to practice with at the end of this section.*

Some persons are quite intimate such as your parent, child or partner. Others are less intimate, such as your friendly (?) neighborhood banker or your insurance agent person. Everyone in your life is represented somewhere in your chart. Not only do we read the sign on the cusp and the planet(s) in the house, but all the dimensions of that or those planet(s)

including aspects. Please also understand that houses can represent more than one person, even multiples of them. How do we know which house represents which person? Understand that every author has their own version of who belongs to what house, particularly the parental axis or children. Here's what I use:

- ✓ Parent, domestic / nesting (internal security): 4th; preparation for the outside world (external security): 10th.
- ✓ Grandparents: 4th (parent) of 4th and 10th (parent) or 1st / 7th, each point represents two grandparents.
- ✓ Siblings / cousins (early environment people) in general, 1st sibling: 3rd; 2nd sibling: 5th; 3rd sibling: 7th, etc.
- ✓ Natural Children: 5th (general); 1st child: 5th; 2nd child: 7th; 3rd child: 9th; continuing by skipping houses.
- ✓ Adopted Children or children of spouse: 11th; 1st child: 11th; 2nd child: 1st; 3rd child: 3rd, etc.
- ✓ Grandchildren in general: the 5th of the 5th or the 9th; 1st grandchild: 9th; 2nd grandchild: 11th, etc.
- ✓ Partnership (personal) in general: 7th; 1st marriage: 7th; 2nd marriage: 9th.
- ✓ Partnership (business): same counting system as personal partnerships.
- ✓ Aunts and uncles in general or particularly from 4th house parent: 6th; Aunts and Uncles from 10th house parent: 12th.
- ✓ Children / 4th house aunts / uncles, 5th from 6th: 10th. Children of 10th house aunts / uncles, 5th from 12th: 7th.
- ✓ (I thought cousins were 3rd house? Please note there are confusing instructions throughout the texts. I personally use the 3rd as siblings. I was raised closely with my cousins, and they were more like siblings to me. As we moved on with our lives, our relationships are no longer as close and personal, so I would really have to work hard to place each of them in my chart. To date, I have done little to nothing researching cousins, and I have a lot of them.)

In general:

- ✓ Moon tends to be females, particularly Mom. Sun tends to be males, particularly Dad.
- ✓ Venus tends to be females, but not Moms. Mars tends to be males, but not Dads.
- ✓ Please note the similarity between two of your four grandparents (1 / 7 axis) and you (Ascendant).
- ✓ Please note the similarity between your 2nd natural child and your spouse.
- ✓ Please note the similarity between your 2nd adopted or step-child and yourself (Ascendant).

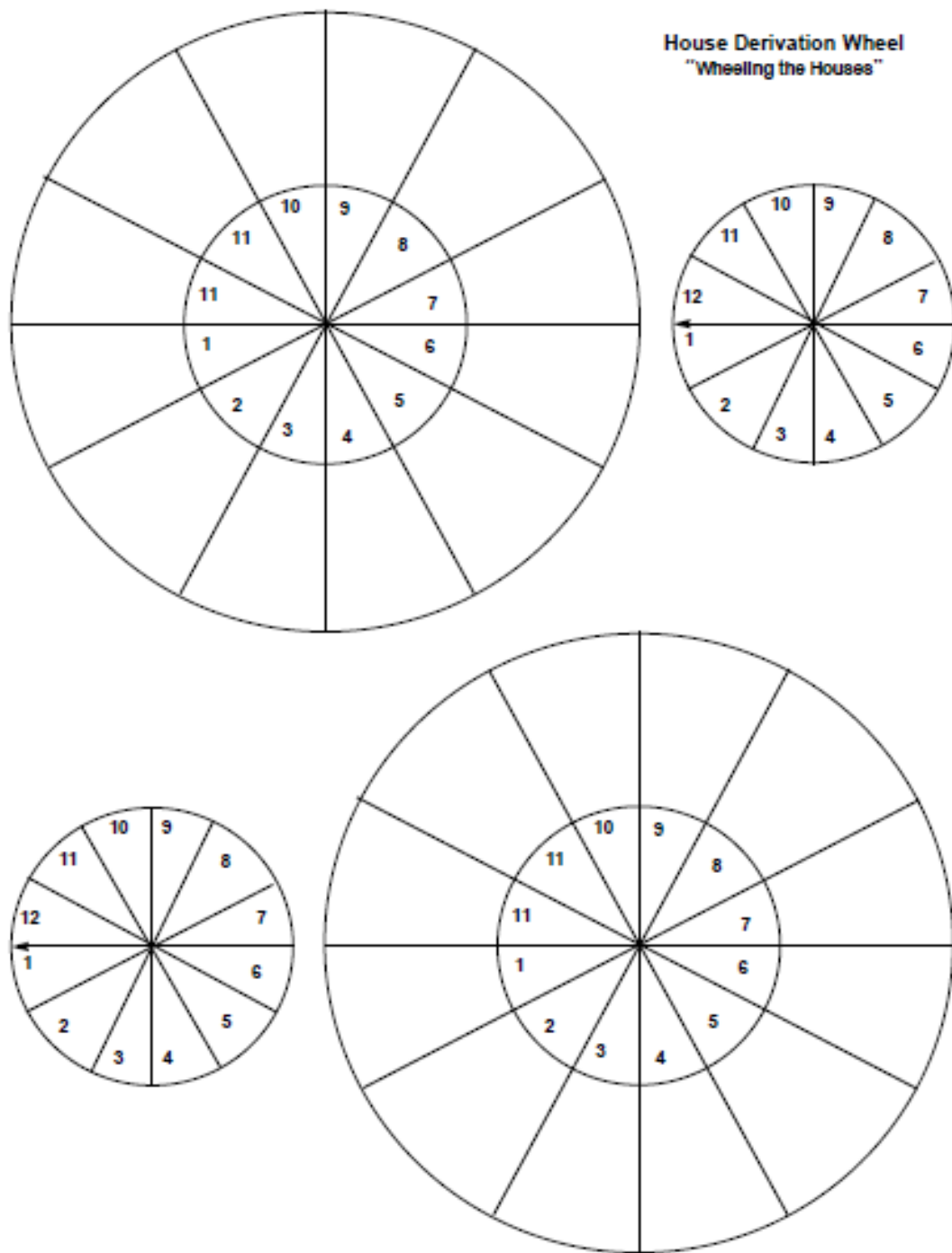
Be sure to use the natal aspects as you read each segment. Enjoy!

Notes:

This concluded my circa 2001 workshop material. As we grow, learn, and become, we encounter new ways of searching, thinking, applying, and reading. About two weeks ago (February of 2022), I wrote a new article on this subject for my website. As of this moment, it is being edited and formatted and is not yet posted. I have the choice of changing this section or referring you to my newer material. Because this section on the Derivative House System is part of an eight-segment dedicated exploration, *Summer of Aspects*, I choose to keep this layer of information intact and ask you to also read the new article as adjunctive to this one. The title of the new article is “*Just About Everything You Ever Wanted to Know and Ask About Houses*”. Watch for it to appear on <http://www.marilynmuir.net/>. It is part of a specific examination of houses. We learn as we go, in layers that build on one another, from the simple to the sublime. This is one of those times.

There is another method of reading any planet by placing it on the Ascendant. In Manley Palmer Hall’s *Astrological Keywords*, he appears to use the natal house cusps without equalizing them as you lay out the Solar chart (an equal house rendering was explained above). I want you to know you have a choice. Practice one system with a few examples to get a feel for its accuracy. Then practice those same charts using the alternative system to get a feel for its accuracy. Go with what gives you the best results. Do not be afraid to experiment! That is how we learn and make personal choices!

House Derivation Wheel
"Wheeling the Houses"



This diagram is provided to help you "wheel the houses". Two larger wheels and two smaller wheels make two separate combinations. Use a clothing snap or pronged clasp to hold them together. Put tiny symbols from the natal chart on the larger wheel close to its outer edge. The inner wheel allows you to determine new house positions. A teaching tool!

Session Three

Retrogrades
Interceptions
Void of Course / Unaspected Planets
Major Configurations

Part One

Retrograde

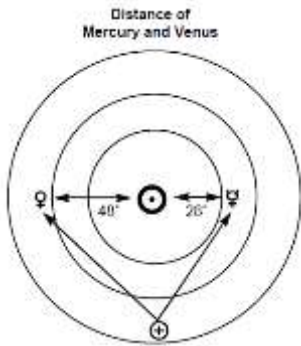
The dictionary defines retrograde as “moving backward”. At times, planets appear to slow down, eventually stop their forward or direct motion in the sky, move backwards, again slow and stop their backward motion, and then move forward again. This is not real motion, but is apparent motion, an optical illusion created by:

1. the orbit of the planet and its relative speed in relationship to another orbiting body, and / or
2. the movement of the planet in relationship to the Sun from our earthly perspective.

Each of the nine planets (Pluto is a planet in my book) circle the Sun, traveling in only one direction in an individual orbit. The true pattern is heliocentric in nature. At no time does a planet come to a screeching halt, contemplate its actions and reverse its direction. If any planet were to do that, we would have as much chaos in the heavens as we do here on Earth. However we do receive a change in perspective when we look at the solar system from our Earth-centered or geocentric point of view. The actual motion of the planets has not been altered; but because of our changed perspective, we see that motion in a completely different framework.

Previously, I described parallax using the experiment with your thumb and a doorknob while opening and closing your eyes. If you did not do the experiment, please do so now. As you shift your vision from your right eye to your left eye, you will notice that your thumb no longer covers the object you have chosen, even though you have not physically moved your thumb or your body. Neither has the object itself moved. What has occurred is a small shift in visual perspective. Yes, the measure of the shift could be due to the quality of your individual eyesight. But for our purposes, it is enough that you witness the shift itself.

If you consider your left eye closed as your helio perspective and your right eye closed as your geo perspective, you will readily admit that there is a shift in your perception of the object. You do not see the object from exactly the same viewpoint, even across as short a distance as your nose. Moving the planets from a helio- to a geo- reference is not a small shift in perspective. It is a substantial shift - about 93,000,000 miles even though the physical bodies in question have not actually moved. For our purposes, we use a geocentric framework. The angular relationship between the bodies is measured from Earth's perspective.



Mercury and Venus circle the Sun within our orbital path. When we look for them, we always find them in close proximity to the Sun.

- ✓ Mercury, which orbits the Sun about four times in our calendar year, is never seen more than 28° from the Sun (less than one zodiac sign of 30°). Mercury can only be located in the sign preceding, the sign of, or the sign succeeding the position of the Sun itself, a total of three signs possible.
- ✓ Venus' year is shorter than Earth's year due to her orbital position being closer to the Sun. Venus actually takes about 3/4 of our Earth year to complete one full orbit. Venus is never seen more than 48° from the Sun (about 1-1/2 signs at the most). Therefore, Venus will always be found in one of the two signs preceding, the sign of, or one of the two signs succeeding the position of the Sun (a total of five signs).

♀ and/or ♀

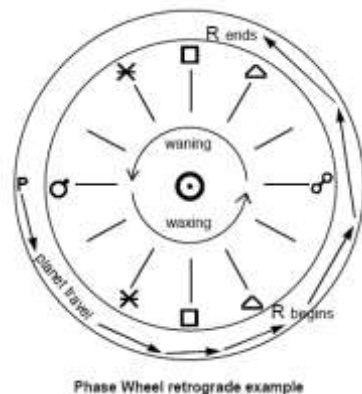
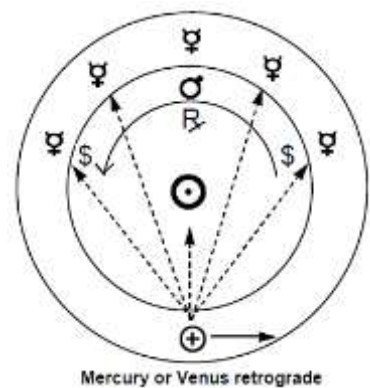
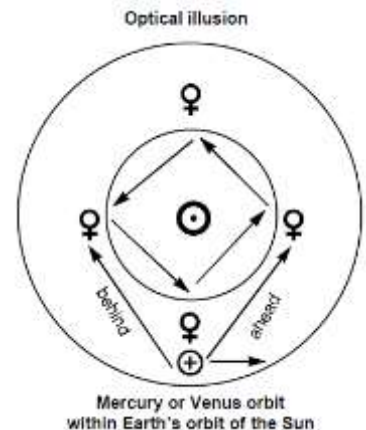
Remember that Earth itself is continuously moving in one direction (forward) in its own orbit. Considering either Mercury or Venus, as the faster moving body (orbiting closer to the Sun) draws ahead of Earth in its orbit, there comes a point where the planet starts to “round” the Sun. It eventually circles the back side of the Sun (from our earthly perspective) – the side of the Sun away from the Earth. As a planet reaches the point of going around the “side” of the Sun from Earth's perspective, the planet will appear to slow...and eventually...to stop. This is the station of the planet. As the planet rounds the back of the Sun, again from Earth's perspective, the planet will appear to be traveling opposite to the direction that we on Earth are traveling, giving us the impression that the planet we are observing is traveling backwards. This apparent – *and not real* – motion is called retrograde. Remember, heliocentrically, planets always travel in one direction only. For this example, occasionally Venus and / or Mercury appear to be traveling in a direction opposite to our Earth's orbit.

Once Venus or Mercury completes its travel around the back of the Sun and again starts to move around to Earth's side of the Sun, it will again seem to slow and stop as it "rounds the corner" - another station. The planet then resumes its normal and direct motion as it catches up with Earth in our orbit. Remember, from the helio (real) perspective, either planet is, always has been, and always will be, traveling in a forward direction, as do each of the planets.

We have seen why Mercury and Venus appear to go retrograde. What about the planets outside Earth's orbit, Mars through Pluto? The method by which the planets outside our orbit appear to go retrograde is best described by an analogy. Have you ever been in a moving car, bus or train, which has been passed by a faster-moving vehicle? There is a brief moment, as the faster-moving vehicle catches up to your vehicle, when it appears that both vehicles are standing still. For a split second, you can actually look directly into that other vehicle without the sensation of motion. This moment passes quickly as the faster vehicle pulls away, leaving your vehicle behind. As this occurs, you get the distinct sensation of moving backwards quickly, which can make you disoriented or dizzy. In reality, you and your vehicle are not moving backwards, you are continually moving forward at a relatively constant speed. This motion describes an optical illusion, one that you would not think could affect us at these cosmic distances, but we have a very real changed perspective and reaction.

Think of this same example using the various planets, their orbits and speeds, as vehicles. As the faster-moving body passes the slower-moving body, it can appear that the slower body is slowing, stopping and reversing direction. Once the faster-moving body is far enough ahead, that planet will appear to again slow, stop and then resume forward motion.

In terms of the outer planets and our geocentric perspective, the point used to determine retrograde is the planet's relationship to the Sun. As the planet moves from the conjunction of the Sun and passes the square (90°) point, reaching towards the opposition (its waxing phase), the planet will appear to turn retrograde at approximately the trine position. Once the planet has passed the opposition and is moving towards the square on its way back to the conjunction (its waning phase), the planet gives up its retrograde appearance, again approximately at the trine position. So, as the outer planets (moving outward from Earth in terms of their orbit around the Sun), approach or have just left the opposition point to the Sun, those planets will appear retrograde. At each station point, timing elongates with the longer, more distant, orbits. What happens in a day with Mercury can take several days with the outer planets.



Only the eight planets can retrograde. The Sun and the Moon are always direct, never stationary or retrograde. Since all planets actually orbit the Sun, and we see our solar system from our earthly perspective, the Sun / Earth relationship is the basis of the measure. The Moon orbits the Earth as Earth's satellite, so we never have the perspective of the Moon as being retrograde or stationary. Planets therefore have three forms of motion:

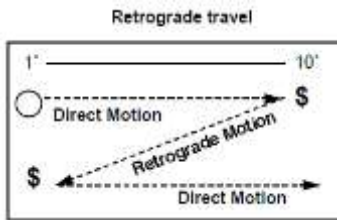
1. normal or forward motion called direct (actual motion);
2. slowing, stopping and reversing direction in slow motion called station (optical illusion);
3. and moving backwards from normal direction called retrograde (optical illusion).

Use the following analogies for the three forms of motion:

Direct This is forward, normal or usual motion. This motion would allow the full energy of the planet to be expressed with nothing held back. The energy would be direct in its application, of course being modified by sign, house and aspect(s). Delay of expression would not be encountered unless intercepted or through difficult aspects. Direct motion is assumed and is not specifically marked in the ephemeris or chart by any symbols. There is no universal symbol for direct – I use a capital D with a diagonal slash (/) through it if I need to make myself a chart note.

Station This is the turning point in the orbit from direct to retrograde, or from retrograde to direct. For a few hours in the case of the inner planets (Venus and Mercury) to a few days in the case of the outer planets (Mars through Pluto), the planet, from Earth's perspective, *appears* to be standing still with no discernable motion. The planet *appears* to be waiting for something to occur, or perhaps is changing its mind. Although stations are not widely read by astrologers, this is a very powerful time for the planet. Why?

Think of a planet, continually pulsing its energies in its moving orbit. While at a stopped position, it is permeating a small area of outer space (and its position within the sign) with its energy. Remember, what we physically see is astrologically interpreted into human experience. In reading, note that the planet is probably stronger than usual due to the saturating energy flow, but that it appears to be "changing its mind" or mode of expression; and that the power represented is being held, but not refused. There is no universal symbol for the station, so I personally use a large S with a slash (/) through it, much as our dollar sign "\$". I note also if the planet has been direct and is turning retrograde or if it has been retrograde and is turning direct, and I apply separate meanings to the apparent "change of mind".



Retrograde This is reverse or backward motion (from Earth's perspective). A planet that has covered several degrees of a sign or signs, seems to go back over or re-cover previously traveled ground. Let's just say that, for whatever reason, a planet has changed its mind and has decided to repeat some part of its travel. Once it has finished its intent, it changes its mind again (station), resumes direct (usual) motion and again re-covers the same ground. This can mean that a planet can cover the same degree(s) several times.

It is very important to realize that there is an entire process going on, and that we are attempting to define a tiny part of that process as distinct from the process itself. We are taking something out of context, defining it, and then wondering why that definition is somehow lacking or is not always correctly interpreted. The "re" part of retrograde and its keywords are the clue to the astrological definition of retrograde. "Re" means to do something over again. Astrologically, old ground must be revisited. Something is incomplete, unsatisfactory, or has been mishandled and must be resolved. If direct energy is forward-seeking or applied, obvious, conscious and projective, then retrograde energy is back or past-seeking or applied subtly, sub- or unconscious and inward-directed or subjective. The energy does not apply itself directly or overtly, but obliquely and subjectively. There is a universal symbol for retrograde, which is the letter "R" with a diagonal slash (/), similar to the drugstore Rexall symbol}

R_x

♂ ♂
 ♂ ♂
 ♂ \$
 ♂ \$R
 ♂ \$♂

Example Mars is a planet with a basic straight-forward, assertive definition. Everyone has a Mars, yet everyone does not seem to act always (or even occasionally) in a straight-forward, assertive manner. There are many variables, such as sign, house, aspect...and retrograde.

- ✓ A straight-forward, assertive planet (Mars) in a direct motion should act in a straight-forward, assertive, direct and objective manner (unless hampered by sign, house or aspect).
- ✓ A straight-forward, assertive planet (Mars) in retrograde motion turns the energy back in on itself, turns it inward, making it more subjective and subconsciously directed.
- ✓ A straight-forward, assertive planet (Mars) at station, relatively motionless in space and in life, may be changing its mode of operation. Changing its mode from what to what? you ask...from direct to retrograde or from retrograde to direct – it does make a difference.
- ✓ A straight-forward, assertive planet (Mars) acting directly and objectively (direct) is changing its mind (station) and turning inward, subjective, less outwardly directed (retrograde).
- ✓ A straight-forward, assertive planet (Mars) is changing its mind (station) from an inward, subjective, less outwardly directed (retrograde) mode to an more normal (for Mars) objective, outwardly direct mode.

Suppose you leave for a trip (an analogy for a new direction in your life). After leaving home (immediately for natal positions, or perhaps five to ten miles out by progression), you realize you left the stove on (Mars), or the lights (Sun) or the water (Neptune) on. Before you can continue on your trip, you must go back and take care of whatever was left unfinished or not handled properly, and then you can get on with your life.

Refronation One more note... When a planet is in the process of forming an aspect (applying), but does not complete the aspect, instead turning away from the aspect being formed (separating), perhaps through retrograde motion, and not completing the process, this action is known as refronation.

Research Mercury with an 88-day orbit goes retrograde 3-1/2 times per Earth year, Venus once in 1-1/4 years, Mars once in two years, Jupiter about four months yearly, Saturn up to five months yearly, and Uranus, Neptune and Pluto for close to six months yearly. The outer planets (those outside Earth's orbit) retrograde between the waxing trine vicinity through the opposition to the waning trine vicinity. An excellent diagram on retrograde motion can be found on page 72, figure 44 of John Addey's *Harmonics* book. Also note the retrograde pendulum swing of Mercury and Venus page 73, figure 45.

In his study, John McCormick's *The Book of Retrogrades* monitored the period between January 1, 1880 and December 31, 1979 (100 years or 36,525 days). His retrograde planet statistics show:

none: 8%	1 planet: 19%	2 planets: 29%
3 planets: 27%	4 planets: 13%	5 planets: 4%
6 planets: 1%	7 planets: 0%	

(Note: Seven planets retrograde occurred only two days in that entire 100-year period, towards the end of the 1800s.)

In the 1980s, due to the grouping of the planets in the autumn and winter signs, we had a much higher incidence of multiple retrogrades.

- ✓ While there were only 52 days of six planets retrograde in the 100 years of the McCormick study, in the spring of 1980, we had six planets retrograde or at station for 41 days. This is birth chart information that will need to be interpreted as the children born with these aspects mature (they were around twenty as I first wrote this).
- ✓ In spring 1981, the most we experienced was five planets retrograde, but for 67 days in a row.
- ✓ In 1982, we experienced 44 days of six planets retrograde.
- ✓ In 1983, there were 24 days of six planets retrograde.
- ✓ In 1984, we experienced 68 days of six planets and seven days of seven planets retrograde. (Two days the prior 100 years, seven days in April / May 1984.)
- ✓ There were seven more days of seven retrogrades in spring, 1986.

I followed the retrograde patterns from 1980 through 1989 and the pattern seemed to have returned to whatever normal was. These are unusual energy patterns for mankind itself to experience and handle (1980's), and they underscore the zany energy we have experienced, and your need to understand a pattern you are required to read. As I re-write this in 2022, we have experienced unusual retrograde patterns, but I have not created a "statistical" breakdown as yet. These are the charts and characteristics you and I get to "read".

Using McCormick's 100-year statistics, two or three planets retrograde in a birth chart would be the norm, with less or more outside the norm. One retrograde is next in percentage frequency. It is usual for some energy to be more subjective. How does this play out in a chart?

- ✓ When no planets are retrograde (subjective, internal), the person learns by direct, first-hand experience with little ability to reach back into the past and apply previous experiences to the current lesson. The person must put their head down and butt their way through life. No retrograde could be a handicap for seeking out subconscious mechanisms or learning from the past.
- ✓ When more than three planets are retrograde, your expressed energy is more subjective than is normal. Others can feel you are withholding information or keeping something back from their understanding, causing the native to keep defending, justifying or explaining their actions, all the while wondering why they must do so.

McCormick gave specific readings for groups of planets retrograde. I suggest you explore his conclusions on your own charts. Nothing teaches better than a personal example. Groupings of retrogrades can also be read through their hemisphere or quadrature, influencing by mass or by singleton:

- ✓ All East, what's good for "me", blame self.
- ✓ All West, what others do affects me, blame others.
- ✓ All South, uncomfortable with fishbowl existence.
- ✓ All North, deep, subconscious probing.

Overall, retrograde planets are seeking their 12th house representation of energy, by sign and by house. If the planetary position is considered its first house expression and it is moving in reverse, it is backing up into that planet's 12th house area. So, in effect, all retrogrades have a 12th house connotation.

- ✓ An energy turned back on itself tends to be more inwardly learned or directed, and more subjective in nature. Due to the subjective, inward turning, repetitive nature, retrograde can imply an area of “hang-up”, fixation or a feeling of inadequacy or a lack of confidence. This could, therefore, represent a weak link in our psychological makeup.
- ✓ Many retrogrades could cause a person to withdraw and isolate themselves or become intensely frustrated as “I can’t seem to get anywhere, no matter how hard I try”.
- ✓ To be fair in your reading of a chart, you need to point out these areas of review and self-analysis in order to promote a positive outlook.

Messages in a chart are neither good nor bad - they just are! What use we make of them, our personal perspective, determines good or bad in our experience. The planet would be read as covering its usual subject, but with an odd response factor or twist. Instead of a more outward, direct mannerism, there is an inward, more reflective expression.

When the ruler of a chart is retrograde, this favors the entire life of an individual and the lifestyle or overall projection can take on a retrograde mannerism. Re = rebellion? Re-fusal to conform to the norm? The outer planets are more generational or cultural in nature. The inner planets are more personal and draw on more internal resources.

When a retrograde planet receives support (Sun, Ascendant or Midheaven in its sign), or when it is in an angle, it takes on added significance. The three personal planets, Mercury, Venus and Mars, seem to be more openly noticeable than the five outer planets (with normally longer retrograde periods). As always, when determining the effect of a planet, look not only to the planet but to its house position by occupation and rulership. All of these house matters can be affected.

Keyword application To each of the following planets, add these words: “are overemphasized, apt to take on an unusual twist, have more hang-ups or fixations, are less directly applied, more reflective or absorptive, more sub- or unconscious”.

- ✓ Mercury: the thinking process or communications...
- ✓ Venus: the relationship urges or attitudes towards money and possessions...
- ✓ Mars: the initiating or aggressive urges...
- ✓ Jupiter: the business success motivations and philosophical outlook...
- ✓ Saturn: the sense of responsibility and feelings of inadequacy...
- ✓ Uranus: the need for uniqueness as individuals and independence...
- ✓ Neptune: the need to be of service and willingness to sacrifice...
- ✓ Pluto: one’s sense of isolation or power urges...

Miscellaneous Notes

- ✓ Mercury retrograde learns by osmosis. In essence, it is its own best teacher.
- ✓ Venus retrograde may have problems accepting or feeling loved.
- ✓ A retrograde chart ruler can be a late bloomer, interested in self-image.

Authors Jinni and Joanne feel that Mercury retrograde is more descriptive of Virgo, Venus retrograde is more descriptive of Libra, Mars retrograde is more descriptive of Scorpio, Jupiter retrograde is more descriptive of Pisces, and Saturn retrograde is more descriptive of Aquarius. Experiment with these possibilities on charts that are well-known to you.

Some suggested references:

- ✓ John McCormick, *The Book of Retrogrades*
- ✓ Jinni and Joanne, *Spiral of Life*
- ✓ Bill Tierney, *Dynamics of Aspect Analysis*
- ✓ Martin Schulman, *Retrogrades and Reincarnation*

Interceptions

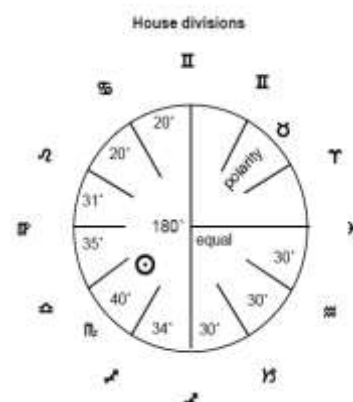
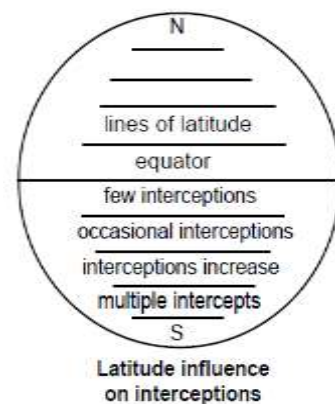
In an astrological equal house system, each house contains 30° and no interception is possible. In an unequal house system, a house can be any number of varying degrees. My preferred system and the one I use for teaching is Placidus. Produced through the unequal house systems, a sign may not rule a house cusp, but may instead be a resident in a house ruled by another sign. Charts erected for locations close to the equator have very little of this distortion because all houses are closer to equalization. As we move away from the equator, north or south, towards the polar regions, houses become progressively more distorted. At our farthest habitable polar latitudes, house distortion could produce multiple intercepted signs.

Proponents of equal house systems use this to illustrate and invalidate the thirty or more unequal house systems. I personally do not believe this invalidates the unequal house systems. Life in the polar regions of our planet is geared more towards survival, so I believe that application describes and supports the concept of inequality. It is possible to have the Ascendant nearly conjunct the Midheaven in an unequal house system. If you apply the mechanism to the environment, the system is validated.

- ✓ The Ascendant represents the physical body and personal method of dealing with the environment (coping skill).
- ✓ The Midheaven is the external purpose and goal of the individual.

In polar regions, in the most extreme environment possible, the name of the game is physical survival. You are probably not all that concerned with who's running the government or what teams are in the playoffs. Polar bears would be more likely to get your attention! Have you noticed global population diminishes as you approach the more inhospitable polar regions?

It has been said that a picture is worth a thousand words, so I have created a very unusual house diagram. Note that the left half of the diagram shows 180° (half a zodiac) divided up into the six houses in varying degree totals. (This is an arbitrary set of figures used to illustrate this point and does not come from an actual chart.) The signs flow in counter-clockwise sequence on the house cusps from Gemini on the Midheaven through to Libra. We then skip to Sagittarius on the succeeding cusp. Oops...we missed the sign of Scorpio (and that just isn't wise, nor is it possible. All of the signs are incorporated into each chart and we cannot give one up – even if we want to. Scorpio must be placed in natural sequence between Libra and Sagittarius. It, however, does not appear on a house cusp. It appears within the house. In that interior position, the sign is considered to be intercepted.



Interceptions always occur in pairs. Since all signs are part of a polarity or axis, if one sign in the polarity is intercepted, so must its partner be intercepted. Thus, if Scorpio is intercepted, then its polarity, Taurus, must also be intercepted (see the Taurus polarity in the upper right section of the diagram). Remember, if you try to read a chart for the higher latitudes such as Norway or England, you may run into multiple interceptions causing the Midheaven and the Ascendant to be very close.

When a house has an interception, there are two separate influences affecting that house and its affairs. Both influences must be read. The sign on the cusp is the dominant ruler of the affairs of the house. The intercepted sign is the secondary, or more hidden, co- or sub-ruler. This can result in a complication of expression of house matters.

As you are aware from previous studies, adjacent signs have little in common. Can you imagine this kind of combination affecting house affairs? In addition, with Capricorn / Aquarius and Libra / Scorpio as adjacent pairs, it is possible to have one primary ruler and two sub-rulers of a house and its affairs.

- ✓ Scorpio / Sagittarius and Pisces / Aries have two primary rulers and one sub-ruler of a house.
- ✓ With Aquarius / Pisces as the adjacent pair, it is possible to have two primary rulers and two sub-rulers of a house. Talk about complication in the affairs of the house!

Read the house as if it had the primary ruler(s) controlling its affairs. Then read the house as if it had the secondary ruler controlling its affairs. Recognize both may occur simultaneously or intermittently, with both operations offering complications. Remember also - you may be having difficulty reading the chart, but imagine what the person who is living the chart is experiencing!

Let's use an example Libra on the cusp of the 2nd, with Scorpio intercepted. Libra would suggest an intellectual, social and sharing approach to matters of money, resource and value systems. Scorpio intercepted would suggest an emotional, secretive, more controlling approach to the same matters. How do you get to be mental and emotional at the same time? How do you get to be social and secretive at the same time? How do you get to be sharing and controlling at the same time? We are talking about one person's approach to 2nd house matters of money, resources and value systems. Do you see the contradiction and the dilemma? Perhaps both signs try to operate at the same time. Perhaps the signs take turns – perhaps you are Libran for the first part of your life and Scorpionic after that. Play with this. Practice.

If a planet is located in a sign that is intercepted, the planet is also considered to be intercepted. Any planet in an intercepted sign has its energies "penned in", delayed in expression, held up but not denied. The intercepted planet must ask for permission to operate from the sign cusp ruler(s) of the house in which it is posited. In our example Scorpio is intercepted in the 2nd house, which has Libra on its cusp. If the Sun were in Scorpio, the Sun would be intercepted. The Sun would be inhibited or delayed in its expression and would have to ask the ruler of the house for permission to operate. Since Libra is ruled by Venus, the Sun would have to ask Venus for permission to operate as the Sun and in the affairs of the 2nd house – in all experiences, all of the life.

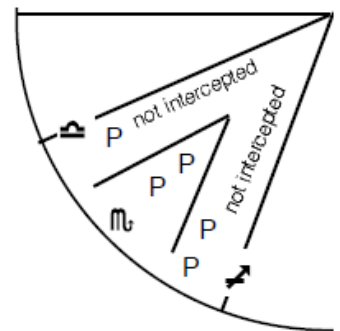
You may have degrees of three signs within one house (or potentially more in the highest latitudes): the sign on the cusp of the house, the intercepted sign, and the sign on the cusp of the succeeding house.

It is also possible to have planets in three different signs within one house. When this occurs, only the planets in the intercepted sign are counted as intercepted planets. In our example,

- ✓ Libra is on the 2nd, with Scorpio intercepted, and Sagittarius on the 3rd.
- ✓ Planets could be in Libra, Scorpio and Sagittarius in that 2nd house.
- ✓ Any planets in that house in Libra and Sagittarius are not intercepted.
- ✓ Only the planets in Scorpio are considered intercepted.
- ✓ *In a capsule, planets are intercepted only if located in an intercepted sign.*

How is an intercepted planet (in this example, in Scorpio) affected through its intercepted state? Let's use Mercury as an example. Mercury (the planet of communication) is in Scorpio intercepted in the 2nd house of money, resources and values, ruled by Venus (Libra on the 2nd house cusp). In Scorpio (ruled by Pluto / Mars), Mercury is psychological, penetrating and needs to think about the effect its communication will have. (Doesn't sound too spontaneous, does it?) Intercepted, it must ask Venus as the ruler of the Libra cusp for permission to act. It must, therefore, appeal to a more social, intellectual, gregarious energy. See how extra effort is required of Mercury, thus slowing or delaying its communication function? Interception may delay or complicate the expression of an energy, but does not deny the expression of any planet.

Example of multiple planet interception



Part Two

Void of Course

What does Void of Course mean? Any planet (most commonly the Moon) which makes no major applying aspect (conjunction, opposition, square, trine, sextile – or parallel, if familiar) to another planet before it changes signs, is considered void of course. This signifies an urge (planet) unable to interact with another urge (planet) before a change of expression (sign). This occurs more commonly in the latter degrees of a sign, but is not always limited to those latter degrees. Use the ten planets only. Do not include the angles, nodes or points. Do not use minor aspects. Minors are better than no aspects, but are not usually used to determine void of course (VOC). Study!

How do you determine if the Moon is VOC? The American Ephemeris notes this in the aspectarian at the bottom of each page. Check your own ephemeris to see if the VOC Moon is listed. The time between the “last major aspect” the Moon makes before it leaves that sign and the time the “Moon enters the next sign” is the period when the Moon is considered to be VOC. If your ephemeris does not list the VOC Moon periods, simply follow these instructions for planets:

Check your ephemeris positions to determine if any new (applying) major aspect(s) form before that planet changes signs. Be sure you are using faster moving planet(s) in their natural sequence through the columns and note if a new aspect forms before that planet changes signs.

This process can be used for natal and progressed planets. At one time, VOC Moon ephemerides were available from CAO Times, but I’m unsure if they’re still available. Also, many of the yearly calendar / ephemerides list the VOC Moon on a daily basis.

Since VOC planets are not as frequently read as the VOC Moon, I am not aware of published listings. *IF* VOC works for the Moon, it should also work for the planets. Be careful what you think of newly encountered astrological “rules”. Consistency in application should be an element of reliability. I am unaware of any material or studies on VOC planets, but I do pay attention when I encounter them in a chart, particularly if connected to a highlighted subject for that chart at the moment. *Note:* remember that the Moon is the fastest moving body and could contribute an aspect to any late degree planet.

Now that we have determined how to calculate VOC bodies, how should they be read in a chart? All the energy and circumstances indicated by the nature of the planet has a tendency *not* to be fulfilled. This energy acts like a whole head of steam with no place to go – or “much ado about nothing”! This must be very frustrating - a lot of enterprise and energy, with no fruition. Since each of the ten planets represent a specific function within the life of an individual, the theory implies that function will operate in a VOC manner over a lifetime. Obviously, that would be difficult to live with and to live out. Even more difficult would be a VOC Lord of the Ascendant, implying that the overall characteristic of the life would be VOC! Study!

The VOC Moon is considered especially important in horary (question) charts. If the Moon is VOC, there can be a lot of work and effort with little to no result. Therefore, most textbooks on horary indicate that if the Moon is VOC at the start of an enterprise or activity, then the time, effort or investment will be wasted. Activities run more smoothly if they had been initiated previously and are finalizing. Activities such as meditation, self-evaluation, or rest and relaxation also flow well with a VOC Moon. Many questions raised by the various USA Declaration of Independence charts rest on the argument that the Founding Fathers, some of whom were Freemasons and Astrologers, would not have chosen a VOC Moon for the country. We don't really know the 1776 astrological rules in place so that might be unknowable at this time.

Similarly, if the significator (ruler of the chart or the question) is VOC, it is possible for that planet to act similarly to a VOC Moon. However, in the instance of a VOC significator (not always the Moon), what may be required is some adjustment to the energy represented by the planet. It might not be a total waste of effort. These adjustments would be made in the manner of the sign that follows. For example: Venus in Taurus VOC... incomes or values or the ability to attract money (Venus in Taurus) may have to be adjusted in a Gemini way (such as advertising, salesmen, more than one outlet, etc.), or relationships (also Venus) may require adjustments in communication (Gemini) before they are stable, orderly or workable (Taurus).

You cannot make a statement that causes your client to feel hopeless. Instead, suggest observation and objectivity as a method to work with the frustrations encountered. Outside therapeutic help could bring assistance. Progressions or significant transits or eclipses can create the time in which significant progress is possible. Pat Kirchner (in an article in an old RKM

Publishing bulletin) feels the VOC planet represents an area in life in which you are required to let go of attitudes, circumstances, people and things. Simply take the attitudes, circumstances, people and objects represented by each planet and read them as lessons in “letting go”.

Unaspected Planets

What is an unaspected planet? Since we have ten bodies in a horoscope, it would be normal for each to receive several aspects. Aspects are an opportunity to work out the qualities of a planet through a blending of the energies involved in the aspect. At times this is difficult (stress aspects) and other times this is easier (harmonious aspects). However, as long as there is an aspect, there is an opportunity to incorporate each of the separate energies into the totality of the individual. Rarely does a planet receive no aspects - normally, there should be some sort of aspect by one or more of the other bodies. I am referring here to one of the five major aspects (and the parallel if you are familiar with it). A planet which does not receive one of the five major aspects from any of the nine other bodies (do not count points for this particular measure) is called an unaspected planet. This represents a “loner” type of energy due to the lack of interaction indicated by the absence of major contact with the other planets.

Eugene Moore, who for many years had the only reference material I encountered on this subject, used the analogy of a ten-stringed instrument with one loose string. Not only is it impossible to blend the ten notes (bodies representing functions within the individual) into a harmonious whole (the individual), but the loose string (one psychological component of the human involved) cannot be depended upon to behave in a predictable manner. No matter how badly that string may want to contribute to the harmony, it does not have the connections, good or bad, to work together with the others.

The one body, standing alone, does not mean it carries less energy or drive or has fewer needs. That body just has no natural way to develop or integrate its function into the life as whole. It must be very frustrating. The whole must remain “out of tune” until the individual “learns” to improvise an “attunement” or achieve a compromise with his / her own lack.

Each of the bodies represents a certain drive or urge that we interpret in terms of human experience. No interchange can indicate the inability to integrate the particular drive or urge represented by that unaspected body into the wholeness of the person. Each body needs to blend, merge or have some avenue of exchange. It is important for there to be some aspect, even

a troublesome one. This can be difficult for the individual to experience, especially if it is the Sun, Moon or ruler of the Ascendant (1st house). The unaspected “Lord” of the chart (ruler of the ascendant) could indicate a loner type of person who has great difficulty integrating his life experiences. Look to the house of occupation and rulership for the issues.

How does an unaspected planet operate? What are the keywords? Here are a few: spasmodic, unexpected, erratic, irregular, uncertain, variable, lacks stability. It must act independently of and apart from the other planets. It could give a quality of genius. It could also create health issues if related to houses of health. Sound familiar? It seems to have a Uranus quality. To read, couple the body’s individual urge with a Uranus quality such as Sun / Uranus, Moon / Uranus, or Mercury / Uranus to get a flavor for its action or lack of it in a chart. How do you read Saturn / Uranus?

Isolated aspect groupings It is possible for bodies to aspect each other in groups, like little cliques that assemble themselves in school. A group will assemble here and another group will assemble over there, but they really do not seem to have very much to do with each other. In other words, there is very little interaction between the groups. Planetary-wise, it is like small collective energy blocks. If there are no aspects between groups of planets to other groups of planets, they appear to form separate energy blocks.

This separation by grouping can cause a distinct rift in the person’s nature, a second side to his personality kept separate and distinct from the main part. Please do not read this as psychosis, although it could contribute to a psychological pattern if there were other support for such a pattern (and if you were professionally qualified to render such an opinion – I am certainly not qualified). This can be a piece of a psychological profile, but not a profile in itself.

Examples: Dr. Jekyll and Mr. Hyde, or a dignified businessman who wears his wife’s underwear when he’s alone, or a super-hero as a “mild mannered reporter”. Remember, many people are multi-faceted (especially with strong Gemini), evidencing many sides to their nature. Isolated groupings are more fragmented in expression and powerful in their own realms of influence.

Major Configurations

It is possible for aspects to group into a collection of aspects that take on a definite and, at times, controlling emphasis in the chart. When this occurs, most of the chart energy and experience gets drawn into this controlling exchange of energies. This pattern can be diagrammed on the star map (chart) of the individual. The titles for these larger or more complex aspect patterns are the T-square, Grand Cross or Grand Square, Grand Trine, Grand Sextile, Yod (Finger of God), and Kite. Each of these patterns will be briefly discussed individually. However, an analogy of the overall effect of a major configuration is in order.

Imagine a plate of cooked spaghetti. Try to move just one strand (one body) without disturbing the rest of the strands (other bodies) or the entire pattern (life) itself. It would be impossible to do so! If you move one strand of spaghetti on the plate, all the strands and the entire pattern itself would be affected.

When these major aspect patterns are present in a chart, they tend to act as a group, to be triggered as a group, and generally they're inseparable. In other words, if one is affected, they are all affected. Since they have such a widespread position in the chart, they have a widespread effect on the life. They need to be noted in the natal reading as having a dominant influence on the life and then watched carefully as the life (and the chart) progresses. When one component of the major pattern is triggered, the aspect complex itself is triggered.

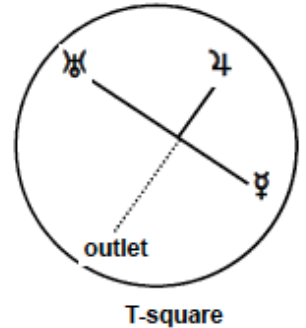
T-square

The T-square is comprised of three (or more) bodies within orb and in aspect to each other, with two bodies in opposition, and one body located between the two, forming a 90° or square aspect to each. If lines were drawn between the bodies in opposition and from the 90° body to the middle of that opposition, an actual "T" would be formed on the chart itself.

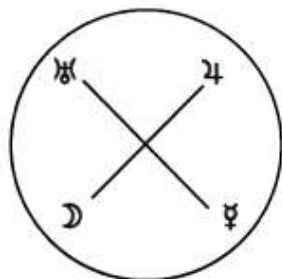
Note how much of the chart (circle) is involved. This has the power and impact of an Opposition and two Squares, according to the nature and energy of the planets involved. Not only does it affect the bodies and their individual definitions, but also the houses of occupation and rulership. Remember, the influence of any body is specific in and of itself. It affects the house it physically occupies and also affects the house(s) it "owns" or rules, much as a landlord would for a physical property.

There can also be a very subtle and subliminal effect on the houses of its "natural" rulership. For example, Jupiter naturally rules the 9th and 12th houses, even though it may physically be in the natal 2nd house, with Sagittarius on the 7th and Pisces on the 10th of the chart in question. The involvement of Jupiter in any aspect in this chart affects not only the principle of Jupiter itself, but specifically the 2nd, 7th and 10th houses and, in a more general and subliminal way, the 9th and 12th. Multiply that by the number of bodies in the T-Square and you can see the widespread effect of a major configuration.

The T-square goads and challenges, and presents conflict and stress to the individual. Interestingly, the outlet, answer or point of resolve for the issues of the T-Square is the empty Opposition point to the squaring body. The squaring body focalizes the energy of the Opposition. For example, if Mercury were opposite Uranus, and Jupiter were in square to both, Jupiter is the focalizing agent. The empty position opposite Jupiter is the point of resolve or outlet for the energy of the conflict between Mercury, Uranus and Jupiter. A T-square is not necessarily bad, horrid or dangerous, but will create challenging activity and keep you on your toes – and you will grow! How would you like this in your own chart?



Grand Cross



Grand cross

The Grand Cross or Grand Square has two Oppositions operating at cross purposes, and includes four (or more) planets 90° apart. While many of the same comments can be carried from the description of the T-square, the open or fourth angle of the T-square is not available for resolve, as it is occupied by at least one more body. This means there is no natural outlet for the stresses generated through two Oppositions and four Squares. The individual tends to ricochet back and forth between equally important, yet conflicting, issues, with no particular point of resolve or release. As you can imagine, you could get worn out bouncing between unresolved and potentially unresolvable stresses. There is an enormous difference between that which is not resolved and that which cannot be resolved!

The following cardinal / fixed and mutable material on T-Squares applies to both T-Squares and Grand Crosses. I noted multiple and difficult health problems in several Fixed Grand Cross charts. Recently, I read a Cardinal Grand Cross, with the cross itself triggered and in crisis. We bounced from subject to subject with no clear way to resolve the issues. The person remarked they had never been truly satisfied at any time in their life, no matter what the degree of success or accomplishment. It was like watching a person on a hot seat.

If the T-square or the Grand Cross, is in cardinal signs (Aries, Cancer, Libra, Capricorn) there is a crisis orientation. The problem will erupt or emerge acutely, peak quickly and pass relatively quickly. The problem can be short in duration, but be monumental in scope. For example, an explosion or accident is short in duration and devastating in impact. The individual also can create crisis because s/he has a crisis orientation. It is a good idea to find a diplomatic way to tell them they can create a crisis out of thin air. S/he may also never be satisfied with their current state of affairs or achievements.

If the T-Square or the Grand Cross is in fixed signs (Taurus, Leo, Scorpio, Aquarius) the effect is chronic in nature. While it may not reach the crisis proportions of the cardinal aspect, it tends to last for prolonged periods of time like an ongoing set of conflicts. Remember, fixed signs endure, bear up, carry burdens, are stubborn and can get into a rut. What impact is lost in crisis is made up in duration and is chronic. S/he can also be a chronic complainer, possibly with good cause. Watch health issues. Be careful what you commit to because it can be difficult to remove yourself.

If the T-Square or the Grand Cross is in mutable signs (Gemini, Virgo, Sagittarius, Pisces), the effect tends to be more psychological or adaptive in nature. The person may experience the challenges through the social context, through mental or functional exercises or experiences, through necessary attitudinal adjustments or by osmosis through observing the experiences of others. The benefit with mutable signs is versatility and adaptability. The problem with mutable signs is vacillation, indecisiveness, suggestibility and mind-changing. They can be hard to pin down or identify.

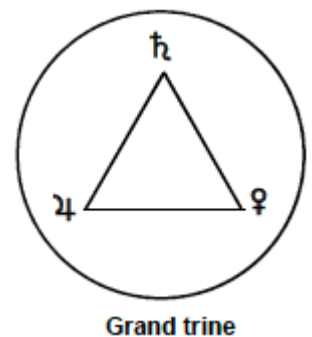
- ✓ In brief: cardinal signs tend to act as “I am”, fixed as “I have”, and mutable as “I respond”.

Grand Trine

The Grand Trine is generally thought to be a symbol of luck because of the connotation of the Trine itself. Ancient Astrologers did not love the Grand Trine in the same way modern Astrologers do. Older literature referred to them as "those terrible Trines". In a Grand Trine, all three points 120° apart in a circle are occupied by one or more planets. Inasmuch as Trines are determined by element, delineation is easier when knowledge of the elements is used.

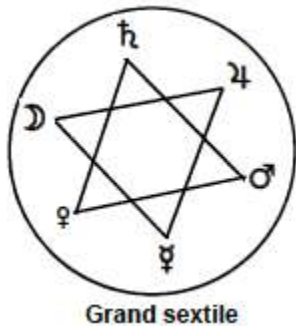
- ✓ Fire: the Grand Trine is creative, spontaneous, expressive, dynamic and charismatic.
- ✓ Earth: the Grand Trine is materially and physically supportive, bestowing health, wealth, and good fortune.
- ✓ Air: the Grand Trine is communicative, social, intelligent and full of ideas.
- ✓ Water: the Grand Trine is sensitive, artistic, psychic and has an innate sense of timing (the ability to be in the right place at the right time).

You would then add the houses of the chart influenced by the Grand Trine to the reading. Our diagram is of a Grand Water Trine placed in the houses of substance (2), work (6) and career (10). This is the cosmic blessing of a very successful businessman who has the most extraordinary ability to be in the right place at the right time. He is reasonably intelligent, but his success has nothing to do with knowledge or skill – it has to do with timing.



As you can see, these are not the worst aspects to have dominating your chart and your life. However, Trines in general tend to be lazy and to rely on luck, and not on effort. They may not do much growing or take advantage of their potential. I remember a conversation with a lady with two (count them) Grand Trines who said she never saw any good from them. I offered to look at her chart at some point after our meeting and she remarked that we would have to wait until she returned from an extensive trip to Europe. She was quite heavy physically, somewhat self-indulgent and inclined to expect life to be given to her on a silver platter. There was no pointing out the obvious, that it was not the promise of the Grand Trine that was failing her. She couldn't hear me through her expectations.

Grand Sextile



This was first written in 2001 and its rarity held true until recently. The Grand Sextile is an energy that I had never encountered personally, and I did not believe it was possible under our twentieth century sky patterns. Six (or more) bodies would have to be placed about 60° apart, with all six points occupied on the wheel. This would be two interlacing Grand Trines (the previous example did not do this). Historically, this was the Star of David in the Hebrew texts, and was purported to be the astrological chart of King David, which he wore emblazoned on his battle shield. This was to serve as a warning to his enemies of his divine protection and destiny. Since the Sextile represents opportunity or luck mixed with effort, this could be the best of all possible charts, if available at the time of birth, and perhaps heaven-blessed. The sky would be the limit, figuratively and literally.

The chart given in the example was a sketchy excerpt of a pattern that actually existed in the Middle Eastern sky around midnight of October 28, 1062 B.C. This is speculated to be the actual chart (and battle shield) of David (King of the Jews) who slew Goliath. This chart was rectified and constructed by Don “Moby Dick” Jacobs. The complete workup for this chart is found in *Astrology's Pew in Church*. Even though all ten bodies are listed in the chart, remember only Sun through Saturn were used in ancient chart construction and delineation. That means that six out of the then available seven were in that specific chart pattern. Amazing.

Enter the 21st century. I wrote some articles about the British Monarchy including the birth of little Prince George in 2013. I realized there was an actual Grand Sextile forming within days after his birth. What was missing was the speedy Moon slipping into that sixth position. I was involved with a metaphysical group, so I proposed a series of world healings utilizing that gorgeous Grand Sextile energy. We did healings and turned them

loose to do whatever good was possible in the world. The Moon completed that pattern only briefly, so time was of the essence. With world births averaging 385,000 births per minute in 2021*, there was a possible decent-sized group of children born with this pattern on a particular day just after Prince George's birth. He would participate in that pattern by progression, as he grew and became. Maybe fifty years ago, I was spiritually told to "watch for the children". Could this be "the children" mentioned with a highly-positioned leader to boot? "And a little child shall lead them." Could that be a "leader" or one that got here early, but still has a role to play with the time to grow into it? Stay tuned to see if these children are any smarter than the adults in charge on the world stage today!

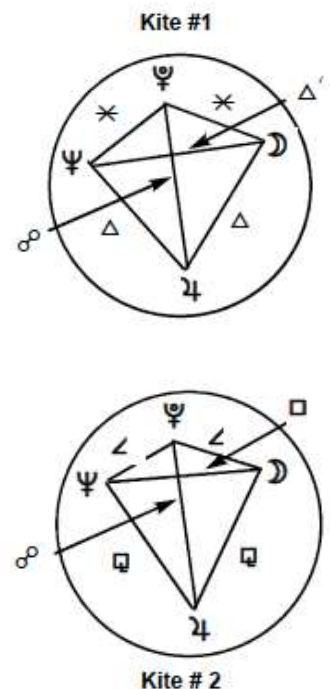
* <https://www.theworldcounts.com/stories/how-many-babies-are-born-each-day>

Revisiting History: "British Monarchy, A Teaching Article"
<http://www.marilynmuir.net/articles-old/revisiting-history-british-monarchy/>
 "Little Prince George of Cambridge and the Star of David"
<http://www.marilynmuir.net/articles-old/little-prince-george-of-cambridge-and-the-star-of-david/>

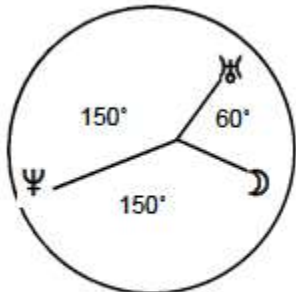
Kite

The Kite pattern is actually a mix of major and minor aspects. There is very little material available, with Leyla Rael Rudhyar and Diana Stone having the only developed material I have ever encountered. The configuration would be an opposition supporting two other planets like wings. I have provided drawn examples of a Kite of Sextiles and Trines, and a kite with Semi- and Sesqui-Squares. The difference in the available energy is obvious. Other combinations using minor aspects are possible.

This major configuration seems to have to do with emerging talents and abilities in an organized or specifically-directed or mass-organized way. One of my sons has the pattern in one example. His use of it has been as a French sous chef with sculpturing or designing skills in food preparation. He was highly organized and mass-productive in this area, with the managerial ability of running multiple catering kitchens simultaneously.



Yod



Yod: the Finger of God

The Yod (pronounced with a hard "O" sound as in goad) is composed of multiple Quincunx patterns. Two Quincunxes are formed, one on each side of a common body. The other two (or more) bodies are joined by a Sextile or 60°. The area opposite the common body may or may not be occupied. If that opposition point is occupied, it looks like and could also act like a Kite, but the Quincunx connotation should be the dominating factor. Read both possibilities, sublimating the weaker pattern. I choose the word sublimating, because the chart may evidence both major configurations at differing points in the life. Do not eliminate, but instead put the information on a back burner.

The Yod is a Biblical reference to a Hebrew letter, and Astrologers call it the "Finger of God" aspect. It is considered to be fated in nature, an area of experience which must be faced and resolved – you will !! Due to the nature of the double Quincunx (adjust, adapt, compromise), this is not easy to do. The Quincunxes themselves have an Aries to Virgo or Aries to Scorpio and a 1st to 6th or 1st to 8th house connotation. It may carry health, life crisis or life-threatening implications.

I recall one 29° Yod, which also happened to involve the Ascendant with the 6th and 8th houses of the natal chart of a man exposed to one of the original nuclear bomb tests in the Pacific. He was rendered sterile but not impotent, and had experienced health problems with other organs throughout his life. He and others like him had been unable to receive compensation from the government for his injuries. This is the pattern given in the Yod example. To add a dimension to this reading, all planets in this Yod are in the 29th degrees of their signs, adding another dimension of "fatality" or "destiny".

It would be interesting to obtain charts of workers from the Chernobyl nuclear plant explosion to see if a similar pattern emerged. Not all Yods will have such dire implications, this just happens to be a good and available chart example.

Yods would be read by the three or more bodies involved, their signs and house occupations, resolved through the focalizing of the common body, its sign and house occupation, and with the outlet being the empty (or occasionally filled) point opposite the common body (kite).

This brief explanation of major configurations is given to whet your appetite, but not overwhelm an introductory level of understanding. It is possible to have more than one major configuration in a chart. At times, these multiple majors aid and abet each other, and at times they may be contradictory or paradoxical – just like humans. I personally have two Fixed T-squares, one of which is your example in the T-square section. One of my daughters has three Mutable T-squares. I have seen charts with both a Grand Trine and a Grand Cross functioning.

In all the examples given, there has been an assumption that all planets are in ideal sign placement. Previous instructions have noted out of sign aspects. This will apply to these major configurations as well. You may have an actual pattern by orb which means the pattern is working. Remember, out of sign weakens the power and complicates the reading, but does not deny the aspect.

Session Four

*Dwads & Decanates / Disposition
Overloaded Houses
Nodes of the Moon
Seven Chart Patterns*

Part One

Dwads and Decanates

Dwads and Decanates refer to systems of categorizing each sign by segment and degree using traditional division methods. Our 360° circle can be variously divided into twelve signs of 30° each, the aspect system itself (Squares, Trines, etc), or other arbitrary divisions. As usual with Astrologers, there are variations on the themes.

- ✓ We can divide a sign of 30° in half (15° Conjunction/Opposition connotation),
- ✓ into 3rds (10° qualities of cardinal, fixed and mutable, Decanates),
- ✓ into 4ths (7 1/2° elements, name unknown),
- ✓ into 5ths (6° terms of the planets),
- ✓ into 6ths (5° faces of the planets),
- ✓ or into 12ths (2 1/2° dwadashamshas).

I have not encountered 7ths, 8ths, 9ths, 10ths or 11ths in my studies. This takes the concept to the extreme, into individual degree symbolism.

Decanate The word “decanate” stems from the Greek word “deca” meaning ten (of anything). Our use is astrological, applying to the 30° of each of the twelve zodiacal signs. 30° divided by ten gives three divisions of 10° each. Over the years, several methods of application have been developed. The purpose of this work is to look at the common usage methods, then apply the subjective interpretation to our own charts to determine which of the methods we prefer. Astrological texts are abundant with references and opinions. In order to clearly define the cusp between one decanate and the next, a decanate begins at 00’ and ends at 59’. The following information is primarily from my personal notes and studies.

DeVore's Encyclopedia lists two methods (DeVore used old planetary rulerships):

1. *Traditional (by element)*: First decanate own ruler, 2nd decanate next element ruler, 3rd decanate final element ruler. E.g., 0-10° Scorpio (water) is ruled by Mars, 10-20° Scorpio is ruled by next water sign (Pisces), Jupiter; 20-30° Scorpio is ruled by last water sign (Cancer), Moon.
2. *Fixed planetary series*: Decanates begin at 00 Aries, using this order: Mars, Sun, Venus, Mercury, Moon, Saturn, Jupiter (and so on for the 36 divisions). Mars (arbitrarily by sequence) also rules the last decanate of Pisces. Order is based on ancient planetary motion, slowest to fastest, starting with Mars, and is also used for the planetary hours system.

Evolutionary method by Ray Merriman: The 2nd decanate (10-20°) of any sign corresponds to the sign itself, with the 1st decanate arising out of the element triplicity of the element sign prior and the last decanate the triplicity sign following. E.g., Scorpio (water triplicity): 0-10° = Cancer / Moon; 10-20° = Scorpio / Mars, 20-30° = Pisces / Jupiter. Evolutionary Astrology postulates that no sign arises out of nothing – there is always a developmental process. Each sign “develops” out of the triplicity sign that precedes it. The final triplicity represents the activities that this refined, primary force should direct itself to – or its evolutionary goal. In our water example Scorpio develops out of Cancer (0-10°), refines itself as Scorpio (10-20°), and its evolutionary goal is Pisces (20-30°). This method causes the “middle” degrees of any sign to be associated with the primary qualities of that sign.

Traditional Decanates			
Sign	0-10°	10°-20°	20°-30°
♈	♈♂	♈♀	♈♂
♉	♉♀	♉♂	♉♀
♊	♊♂	♊♀	♊♂
♋	♋♀	♋♂	♋♀
♌	♌♂	♌♀	♌♂
♍	♍♀	♍♂	♍♀
♎	♎♂	♎♀	♎♂
♏	♏♀	♏♂	♏♀
♐	♐♂	♐♀	♐♂
♑	♑♀	♑♂	♑♀
♒	♒♂	♒♀	♒♂
♓	♓♀	♓♂	♓♀

Fixed Series Decanates			
Sign	0-10°	10°-20°	20°-30°
♈	♈	♈	♈
♉	♉	♉	♉
♊	♊	♊	♊
♋	♋	♋	♋
♌	♌	♌	♌
♍	♍	♍	♍
♎	♎	♎	♎
♏	♏	♏	♏
♐	♐	♐	♐
♑	♑	♑	♑
♒	♒	♒	♒
♓	♓	♓	♓

Evolutionary Decanates			
Sign	0-10°	10°-20°	20°-30°
♈	♈♂	♈♀	♈♂
♉	♉♀	♉♂	♉♀
♊	♊♂	♊♀	♊♂
♋	♋♀	♋♂	♋♀
♌	♌♂	♌♀	♌♂
♍	♍♀	♍♂	♍♀
♎	♎♂	♎♀	♎♂
♏	♏♀	♏♂	♏♀
♐	♐♂	♐♀	♐♂
♑	♑♀	♑♂	♑♀
♒	♒♂	♒♀	♒♂
♓	♓♀	♓♂	♓♀

Cycles of Modes by Michael Meyer is defined in a Dell Horoscope magazine issue from many years ago. According to his system, the decanates seem to be based on the qualities of cardinal, fixed and mutable. Decanate 1 sets the symbolic process in motion, decanate 2 focuses and concentrates the process, and decanate 3 distributes the results of the process. He further describes dwads plus a division of each sign by four, both of which will be covered later in this presentation.

Dwadashamshas

Dwadashamshas are Hindu (Eastern Astrology) in derivation, although Western Astrology does also use a twelve-fold system. The principle is that each sign of 30° contains a zodiac within itself. Since there are twelve signs in the zodiac, we would divide 30° by twelve, giving us twelve divisions of 2 1/2° each, commonly called dwads. To clearly define the cusp between each dwad, a dwad will begin at 00' or 30' of a degree and will end at 29' or 59'.

Common Method Dwadashamsas												
0-2°29', 2°30'-4°59', 5°-7°29' etc, traditional rulerships, all signs												
Sign	0°-	2 1/2°-	5°-	7 1/2°-	10°-	12 1/2°-	15°-	17 1/2°-	20°-	22 1/2°-	25°-	27 1/2-30
All	♈	♉	♊	♋	♌	♍	♎	♏	♐	♑	♒	♓

Common Method: The first 2 1/2° of any sign is sub-ruled by Aries. 2 1/2° to 5° of any sign is sub-ruled by Taurus, etc. Supposition: The first dwad of any sign represents a beginning of experience progressing systematically through experience to the completion of the sign in Pisces. This uses Secondary Progression theory through the signs as a support to new conditions and attitudes developing with the beginning of a sign to the wavering and indecisiveness at the end of a sign as the energy gets ready for a new expression. Also, at 15° of any sign, a turning point seems to be reached, indicating the Libra influence and a desire to create balance. The choice is in what to do with the activity (not whether to *take part* in the activity as that choice is made at the beginning of the sign). The action concerns weighing the pros and cons, with consideration to the positions of all concerned. Proponent: Michael Meyer.

Chaldean Dwadashamsas													
0-2°29', 2°30'-4°59', etc, traditional rulerships													
Sign	0°	-2 1/2	-5	-7 1/2	-10	-12 1/2	-15	-17 1/2	-20	-22 1/2	-25	-27 1/2-30	
♈	♌	♈	♈	♈	♈	♈	♈	♈	♈	♈	♈	♈	♈
♉	♍	♉	♉	♉	♉	♉	♉	♉	♉	♉	♉	♉	♉
♊	♎	♊	♊	♊	♊	♊	♊	♊	♊	♊	♊	♊	♊
♋	♏	♋	♋	♋	♋	♋	♋	♋	♋	♋	♋	♋	♋
♌	♐	♌	♌	♌	♌	♌	♌	♌	♌	♌	♌	♌	♌
♍	♑	♍	♍	♍	♍	♍	♍	♍	♍	♍	♍	♍	♍
♎	♒	♎	♎	♎	♎	♎	♎	♎	♎	♎	♎	♎	♎
♏	♓	♏	♏	♏	♏	♏	♏	♏	♏	♏	♏	♏	♏
♐	♈	♐	♐	♐	♐	♐	♐	♐	♐	♐	♐	♐	♐
♑	♉	♑	♑	♑	♑	♑	♑	♑	♑	♑	♑	♑	♑
♒	♊	♒	♒	♒	♒	♒	♒	♒	♒	♒	♒	♒	♒
♓	♋	♓	♓	♓	♓	♓	♓	♓	♓	♓	♓	♓	♓

Chaldean Method: This system is founded on the principles of the original seven planets. The beginning of the dwad (0 to 2 1/2°) is ruled by the sign co-ruled by the ruling planet. The lights, Sun and Moon, interchange with each other. E.g., 0 to 2 1/2° Sagittarius is ruled by Jupiter's other sign, Pisces. The balance of the dwads are in successive order. I.e., 2 1/2 to 5° Sagittarius is the Aries dwad, 5 to 7 1/2° Sagittarius is the Taurus dwad, etc. This is a planetary rulership point of view, not a sign point of view.

This method has certain drawbacks as you have two adjacent (end of one sign, beginning of next sign) dwads ruled by the same planet. This is an ancient method. Proponent: John Sandback

Evolutionary Dwadashamsas													
0-2°29', 2°30'-4°59', etc, traditional rulerships													
Sign	0°	-2 1/2	-5	-7 1/2	-10	-12 1/2	-15	-17 1/2	-20	-22 1/2	-25	-27 1/2-30	
♈	♈	♊	♋	♌	♍	♎	♏	♐	♑	♒	♓	♈	♈
♉	♊	♋	♌	♍	♎	♏	♐	♑	♒	♓	♈	♉	♉
♊	♋	♌	♍	♎	♏	♐	♑	♒	♓	♈	♉	♊	♊
♋	♌	♍	♎	♏	♐	♑	♒	♓	♈	♉	♊	♋	♋
♌	♍	♎	♏	♐	♑	♒	♓	♈	♉	♊	♋	♌	♌
♍	♎	♏	♐	♑	♒	♓	♈	♉	♊	♋	♌	♍	♍
♎	♏	♐	♑	♒	♓	♈	♉	♊	♋	♌	♍	♎	♎
♏	♐	♑	♒	♓	♈	♉	♊	♋	♌	♍	♎	♏	♏
♐	♑	♒	♓	♈	♉	♊	♋	♌	♍	♎	♏	♐	♐
♑	♒	♓	♈	♉	♊	♋	♌	♍	♎	♏	♐	♑	♑
♒	♓	♈	♉	♊	♋	♌	♍	♎	♏	♐	♑	♒	♒
♓	♈	♉	♊	♋	♌	♍	♎	♏	♐	♑	♒	♓	♓
♈	♉	♊	♋	♌	♍	♎	♏	♐	♑	♒	♓	♈	♈

Evolutionary Method: Repeating decanate information, the 2nd decanate (10 to 20° of any sign) corresponds to the sign itself. That means that 10 to 12 1/2° is the dwad of that sign, with the other signs falling sequentially forward and backward from that center point. The dwads are determined in order from the ruler of the decanate. I.e., 0 to 2 1/2° of Libra is the Gemini decanate, Gemini Dwad, 2 1/2 to 5° Libra is the Gemini decanate, Cancer Dwad, etc. Directional arcs are thought to support this theory as a child does not truly manifest that which he will become until 10-20 years old. The first 10 years of a child's life stem from parental / family conditioning, with 7 1/2 to 10 providing a modification to that influence and a moving out process. 10 1/2 would repeat at 40 1/2 and again at 70 1/2 by symbolic age arc. 2 1/2 to 5° would square the 10 to 12 1/2° position. The strength of the sign at 17 1/2 to 20° would square the 10-12 1/2° position. Proponent: Ray Merriman.

Sub-dwads Sub-dwads are something I have neither researched nor used, but I do not want to leave a hole in your knowledge. Dwads represent a twelve-fold process within each sign, following the natural order of Aries through Pisces. Further, it is possible to divide each 2 1/2-degree dwad into a full zodiac: $2\frac{1}{2}^\circ = 150'$ of arc $\div 12 = 12.5'$ of arc for each sub-dwad by the various methods. This information is presented simply to complete this section. You can investigate if you choose.

Terms of the planets equal 6° and have two primary sources, the Egyptian tables and the Ptolemaic tables, plus Sepharial, Leo and Wilson each constructed their own sets of tables. Rulership is given to the five inner planets (excluding the Sun and Moon). Due to the complex pattern, tables must be used. Basic delineation:

- ✓ Any planet with two dignities came first.
- ✓ Otherwise, malefics came last.
- ✓ Each planet got extra points of valuation: two for Sun sign position, one each for exaltation and triplicity.
- ✓ Disposition was indicated by the Lord of the Term with no reference to wealth, poverty or station.

This made absolutely no sense to me, I did try to develop the pattern described, but got nowhere. Please don't let my ignorance of this technique condition whether or not it is valuable to you. Study, experiment, then develop your conclusion as to its value. (And then educate me...I love to go to school.)

However, an interesting pattern develops when applying planetary terms and decanates to the passage of a major fixed star through a sign. Robeson in his Fixed Star book, page 22, describes the decanate and term's mundane influence over entire cultures:

- ✓ Royal Fixed Star Regulus entered Leo (due to precession, the beginning entry point is 30°) in 293 BC when Rome's power became fully established.
- ✓ In 571 A.D., Regulus entered the Sagittarius decanate evidenced by a great increase in papal power.
- ✓ In 1291 A.D., Regulus exited the Sagittarius decanate and the Holy Land was lost.
- ✓ In 1507 A.D., Regulus left the term of Jupiter and the Protestant Reformation disturbed papal power.
- ✓ In 1868 A.D., Regulus passed 29° Leo, French troops left Rome and temporal papal power was overthrown.

Deeper detailing and expanded research would be needed to validate the theory. If you pursue this research, I would like to know what you find. Again, I get to go to school!

Note: Egyptian and Ptolemy tables all end with either Saturn or Mars (malefics).

Sign	0-6°	6-12°	12-18°	18-24°	24-30°
♈	Jupiter	Venus	Mercury	Mars	Saturn
♉	Venus	Mercury	Jupiter	Saturn	Mars
♊	Mercury	Jupiter	Venus	Mars	Saturn
♋	Mars	Venus	Mercury	Jupiter	Saturn
♌	Jupiter	Venus	Saturn	Mercury	Mars
♍	Mercury	Venus	Jupiter	Mars	Saturn
♎	Saturn	Venus	Jupiter	Mercury	Mars
♏	Mars	Venus	Mercury	Jupiter	Saturn
♐	Jupiter	Venus	Mercury	Saturn	Mars
♑	Mercury	Jupiter	Venus	Saturn	Mars
♒	Mercury	Venus	Jupiter	Mars	Saturn
♓	Venus	Jupiter	Mercury	Mars	Saturn

Sign	0-6°	6-12°	12-18°	18-24°	24-30°
♈	Jupiter	Venus	Mercury	Mars	Saturn
♉	Venus	Mercury	Jupiter	Saturn	Mars
♊	Mercury	Jupiter	Venus	Saturn	Mars
♋	Mars	Jupiter	Mercury	Venus	Saturn
♌	Saturn	Mercury	Venus	Jupiter	Mars
♍	Mercury	Venus	Jupiter	Saturn	Mars
♎	Saturn	Venus	Jupiter	Mercury	Mars
♏	Mars	Jupiter	Venus	Mercury	Saturn
♐	Jupiter	Venus	Mercury	Saturn	Mars
♑	Venus	Mercury	Jupiter	Mars	Saturn
♒	Saturn	Mercury	Venus	Jupiter	Mars
♓	Venus	Jupiter	Mercury	Mars	Saturn

Face Contradiction in definition and application seems to have relegated this 5° division into oblivion. Ancient astrologers defined the face by the house position of each of the five inner planets in relationship to the Sun / Moon. This house position procedure duplicates the old sign rulership diagram. No research or validation was found. A more modern astrologer uses 10° faces in a similar manner to Decanates - a confusing choice of words. 1/2 of a decanate would be a face, according to Alan Leo. There appears to be no specific definition or material available with the exception of Nicholas Devore's *Encyclopedia of Astrology*, page 183. Speculating on half a decanate would be pairs of opposites: light vs. darkness, front vs. back, masculine vs. feminine, initiating vs. finalizing, etc. You get the idea. Experiment for later research and report back.

Meyer 4 Element Table				
0-7 1/2° Fire 7 1/2-15° Earth 15-22 1/2° Air 22 1/2-30° Water				
Sign	Degrees/Element (Alternative method)			
Aries	0-7 1/2° Fire	7 1/2-15° Earth	15-22 1/2° Air	22 1/2-30° Water
Taurus	0-7 1/2° Earth	7 1/2-15° Air	15-22 1/2° Water	22 1/2-30° Fire
Gemini	0-7 1/2° Air	7 1/2-15° Water	15-22 1/2° Fire	22 1/2-30° Earth
Cancer	0-7 1/2° Water	7 1/2-15° Fire	15-22 1/2° Earth	22 1/2-30° Air
Leo	0-7 1/2° Fire	7 1/2-15° Earth	15-22 1/2° Air	22 1/2-30° Water
Virgo	0-7 1/2° Earth	7 1/2-15° Air	15-22 1/2° Water	22 1/2-30° Fire
Libra	0-7 1/2° Air	7 1/2-15° Water	15-22 1/2° Fire	22 1/2-30° Earth
Scorpio	0-7 1/2° Water	7 1/2-15° Fire	15-22 1/2° Earth	22 1/2-30° Air
Sagittarius	0-7 1/2° Fire	7 1/2-15° Earth	15-22 1/2° Air	22 1/2-30° Water
Capricorn	0-7 1/2° Earth	7 1/2-15° Air	15-22 1/2° Water	22 1/2-30° Fire
Gemini	0-7 1/2° Air	7 1/2-15° Water	15-22 1/2° Fire	22 1/2-30° Earth
Aquarius	0-7 1/2° Air	7 1/2-15° Water	15-22 1/2° Fire	22 1/2-30° Earth
Pisces	0-7 1/2° Water	7 1/2-15° Fire	15-22 1/2° Earth	22 1/2-30° Air

Meyer Divide a sign by the four elements giving four sub-cycles of 7 1/2° each. 0 to 7 1/2° of any sign associates with fire, 7 1/2 to 15° with earth, 15 to 22 1/2° with air, and 22 1/2 to 30° with water. Depending upon the use of Common, Traditional or Evolutionary methods previously described, this could add another layer of meaning as well. Experiment or research and report back.

The alternative table shown above is purely speculative, starting with the element of the sign itself, and proceeding in order through the elements.

Source	Decanate	Dwad	Element	Term
Traditional	Mars	Traditional	Aquarius	
Fixed	Mars			
Evolutionary	Moon	Evolutionary	Libra	
Meyer	Cardinal	Common	Moon	Earth
Chaldean		Chaldean	Cancer	
Alternative			Fire	
Ptolemy				Jupiter
Egyptian				Venus

Whew! Let's try an example to see how a single degree may be affected, 8 Scorpio: Is this degree Mars / Aquarius, Moon / Libra, or Cardinal / Moon?

- ✓ Does this degree of a water sign reflect the earth or fire element?
- ✓ Does the term ruler give any additional insight?
- ✓ Is it Venus or Jupiter?

That is quite a set of choices. Anyone want to tackle this research?

Recommended reading:

Marc Edmund Jones, *Sabian Symbols*

Parchment's, *Astrology Mundane & Spiritual*, pg 631-634, 369-371

Llewellyn George, *A-Z Horoscope*

Eileen McCaffrey, *The Astrology Home Study Course*, pg 169-70

Grant Lewi, *Heaven Knows What*

C.E.O. Carter, *The Principles of Astrology*, Pg 21-22

Nicholas DeVore, *Encyclopedia of Astrology*

John Sandback, *Dwadashamsas* (Foreword by Ray Merriman)

Dane Rudhyar, *An Astrological Mandala*

Patricia Trubey/Cordelia Coull, *Dealing with Decanates*

Harold Hason, *Astrological Degrees of Life*

Charubel, *Degrees of the Zodiac Symbolized*

Sakoian and Acker, *The Zodiac Within Each Sign*

Disposition

Man is not an island. He must interact on an almost continuous basis within society. As an individual, one of the most valuable assets he can possess is the ability to see another's point of view or to have more than one perspective on a situation. Astrologically, this ability is considered to be a Libra trait and should be evidenced by strong Libra, 7th house and / or Venus placements. Many charts do not have strong Libra / 7th / Venus placements. Does that make it impossible to see or understand an opposing point of view? Most of the time the chart offers alternatives or compensation factors. In this situation, such a factor would be to have one or more Oppositions in the chart.

An Opposition (two planets 180° apart zodiacally), is confrontive in nature and requires us to develop a more objective view of any situation. While few of us enjoy direct confrontation, such activities force us to see situations through another pair of eyes. No Opposition, no Libra, no 7th or no strong Venus indicates an inability to view any experience from another perspective. We would be seriously one-sided. Oppositions, even if uncomfortable at times, allow us to step outside ourselves and our own limited point of view, and are, therefore, valuable assets. Think of yourself inside the stateroom of a ship and the only viewpoint offered is a small circular port window. See yourself looking at life through that tiny perspective. Recognize how narrow your view is, and how easy to form opinion or bias that does not take into account the viewing portals of others.

In addition, Oppositions seem to contribute largely to our reactive pattern, those traits which manifest when we are required to make a decision or take a stand. Those reactive patterns are identified astrologically as your disposition. Disposition, therefore, is determined through the Oppositions in your chart. Oppositions show where you are forced to be aware, revealing your most direct reaction, the inherent lean of the character relative to a specific urge, and the fundamental or persisting response that you will exhibit. What will you do and how will you naturally react when you reach your internal bottom line for a decision?

- ✓ According to Marc Edmund Jones, the originator of the concept, the disposition could indicate a slanting that has contributed more to disappointments or frustrations than achievement. This can be naturally produced.
- ✓ There could be an actual Opposition,
- ✓ or a lack of Oppositions,
- ✓ or this can be caused by frustrations presented through multiple Oppositions in your chart.

In order to determine disposition, the Oppositions must cleanly appear within a quality (not out of sign) - cardinal to cardinal, fixed to fixed, or mutable to mutable. While a person may have an out of sign Opposition that does contribute to the ability to see another perspective, such Opposition will not determine disposition. Note any and all Oppositions in the chart and use the following information to determine reactive pattern. Do not confuse disposition (determined by oppositions) with dispositorship (determined by rulerships). Why choose two such similar names for two dissimilar functions?

Cardinal opposition only - “*Action oriented*” You are interested in adventure, fun, and variety of life; and also crisis, moment-to-moment aliveness, and a craving for excitement and personal recognition as proof of your existence. Quick to act, opportunistic, quick response to crisis, you plunge into life with uninhibited restlessness. Momentary crisis or problems take precedence over values or personal involvement. Activity is more important than the idea or person. You can use people or values on behalf of the interests of the moment. You have a constant dependence on situations or critical issues as a basis for self-expression, perhaps not thinking of the convenience or consequence to others. Your ability to take direct and immediate physical action can be misunderstood by others who are not as prompt or forceful. They may feel you overstep your position.

Fixed opposition only - “*Value-oriented*” You are fundamentally interested in moral issues (moral value, concern over truth versus error, right versus wrong, self-justification), prevailing ideas of life (the norm, standards and evaluations of things), and the nature of self (philosophical considerations, emergence of self into a sense of personal responsibility). You are interested in things at a distance (such as a goal), you tend to set your own pace, and are not bound by time / space considerations. Ultimate purpose or a principle (moral value – right / wrong, truth / error) take

precedence and you will throw the whole of self towards achievement of that ideal, foregoing immediate gratification (cardinal) or personal relationships (mutable). This disposition indicates the philosopher, teacher, thinker, or scholar, uncompromisingly idealistic and imaginative in solutions, more concerned with probability, potential and consequence. Mastery and manipulation can become answers, and you can learn vicariously through the experiences of others. Principles, values, morals, ethics, and integrity are the motivating factors in your reactions and decisions. Watch for self-justification and moralizing.

Mutable opposition only - “*People oriented*” You are interested in experiencing personal involvement with people, affairs of others or of life, and in finding your place among your fellow man. You have an instinctive pleasure in belonging or working towards belonging, with a tendency to react to the people need in the situation. Humanistic, social, friendly and naive, you seek personal relationships, have a way with people, and will pick up the opportunities that involve people – the experiment with friendship. You find it difficult to say “no” to others, being friendly rather than opportunistic. You can easily over-extend yourself and thwart your own needs in the process. You may sacrifice ideals and your ability to take action vs. the people need.

No distinct opposition A chart without a natural disposition or inclination can appear to be a handicap (particularly in the early years of life). This is because you do not have an established reactive pattern. Your values and priorities are unformed, and there is a need for you to establish awareness, direction, goals and a system of priorities through the living of your life. If ever confronted by the same choice on three different occasions, you could make three different choices. Others interacting with you can be confused or frustrated because you do not have a predictable pattern. But think...this can become an advantage. When “too” predictable, we are easily manipulated. On the positive side, you have the opportunity (with a lot of experience) to achieve balance – interested in values, relationships and activity in proper perspective. Since all three are valid choices, you can eventually become comfortable with those choices. Other signatures in the chart can cause you to “lean” towards one reactive pattern. For example, strong cardinal could lean you more towards a cardinal reaction.

Multiple oppositions When you have more than one opposition and they are in differing qualities, the need to act or react in more than one manner can confuse, confound and complicate. One need can negate or neutralize another, forcing the reaction to occur (with great frustration) in the manner of the missing quality. For example, a cardinal opposition and a fixed opposition in the same chart can negate or frustrate each other producing a mutable reaction as a by-product of the frustration.

All three quality oppositions (rare) The ensuing confusion could manifest in the same manner as no oppositions – choice, but with great frustration as the person would try to operate all three choices simultaneously, with no particular choice taking precedence. This could also produce ambivalence or immobilization. I.e., “No matter what I do, it will be the wrong choice, so I would rather throw up my hands and do nothing.” Using the analogy of arriving at the scene of an accident:

- ✓ A person with a cardinal disposition (Opposition) will “take charge”, take action, direct traffic, delegate, and in general do whatever physical motion is required.
- ✓ The fixed disposition will assess the situation, try to determine what occurred and what could be done to prevent future situations, and react out of their principles (this is or is not any of my business).
- ✓ The mutable disposition will respond immediately to the people in need in the situation by throwing a blanket over the wounded, comforting, etc., and possibly getting run over in the process because no one is directing traffic.
- ✓ A person with no oppositions may be free to choose (depending upon if there is any other slant or pressure in the chart to respond in a particular manner).
- ✓ Contradictory oppositions can force the person to react through the missing quality, but with great frustration.
- ✓ All three oppositions could become totally immobilized or react by trying to react in all three ways at the same time, and possibly getting nowhere fast.

When we are able to identify the reactive pattern, we are able to assure the person that this is “normal” for them. We must also be sure they are aware that it may not be “normal” for others, that they also can have established reactive patterns that are different. We are not assessing right or wrong, but we are assessing what is “normal” within the context of one particular chart. Once you recognize that familiar pattern, it is not necessary to browbeat yourself or another for habitual reactions.

Overloaded Houses

Many years ago, I read an article on overloaded houses in an AFA Bulletin. The work was pioneered by Donn and Leone Forrest in Auckland, New Zealand. At a subsequent convention, I was able to meet Donn and Leone and to have them fly in to do a workshop on their specialties for my local astrology group - generational aspects and overloaded houses. Their book *Astrological Chrestomathy* is the only reference text on overloads that I have encountered, and it is published by AFA. I have applied their system to many charts evidencing an overload with excellent feedback from clients as to the effect in their lives. Following is my synopsis of Donn and Leone's work. The only house system I tested was Placidus.

A house is overloaded if it contains four or more bodies. They do not need to be conjunct or even in the same sign, just contained within one house. Ordinarily, if a house contains several bodies, the matters of that house are likely to be intensely active or important. Under those rules, a house with four or more bodies would be considered a key or focal house for the native. At times this is not so. In actuality, the native may tend to avoid or ignore the matters of the house, possibly over-reacting in the matters of the exact opposite house. Why?

The analogy the Forrests used was that of driving a car. Can you remember the first time you tried to drive? Everything was so complicated and it took real, concentrated effort to keep your mind and reactions focused on so many variables, but after a while it became easier. Still later, you forgot all about the difficulties and driving became an automatic response (your subconscious drives), with only occasional direct, objective action required. Special circumstances do cause us to take more active, conscious control than usual (for example: rain, snow, accidents, heavy traffic, etc.). We can drive and still pay attention to special circumstances without too much problem. However, if too many special attention activities arise, we become highly stressed and may even pull off the road and park the car, or decide that we could easily do that activity some other time. Generally, we seem to be able to comfortably cope with up to three different actions, but when a fourth demand is introduced, our ability to cope becomes diffused, scattered or unworkable, and we feel out of control. The tendency then is to withdraw, ignore or avoid all the demands. We tend to shut down or turn our attention elsewhere.

This is what seems to occur with the overload. Once a fourth body (or more) is introduced into a house area, we find it difficult or impossible to cope, and tend to avoid the matters of the house. While we still tend to take on the personality issues involved in the sign(s) of the overload, particularly if there is a stellium, the matters of the house seem to operate as an overload. The outlet for all the energy that needs to be expressed in the overloaded house tends to function in the house opposite the overload. The polarity of the house in question seems to serve as the outlet: 1 / 7, 2 / 8, 3 / 9, 4 / 10, 5 / 11, 6 / 12. A person with an overloaded:

House	can or will	House	can or will
1	be involved in multiple partnerships, either business or personal	8	learn tremendous personal responsibility and value judgement for handling finances or property.; hold own counsel.
2	be unable to handle their own finances, better with partnership finances	9	have great difficulty with philosophy, religion, maintaining schedules or appointments, or seeing the long-range effect of actions.
3	be a non-stop communicator, developing multiple educational degrees in higher academic subjects.	10	be so overwhelmed with vocational/ career choices or demands they become homebodies or funnel the drive back into family issues.
4	maintain an adult parental role with a strong career emphasis.	11	become involved with numerous personal love affairs, unable to cope with social situations preferring to emphasize one-to-one involvement.
5	have great difficulty with personal love affairs and/or children, be more comfortable in a more objective, friendship or social situation.	12	have a tendency to keep much of themselves hidden while dedicating the self to work and service.
6	project service orientation into institutional or behind the scenes activity. Can also create psychological malfunction.		
7	be overwhelmed with partnership choices or demands, tends to do it themselves as a loner.		

Example Over time people work out their dilemmas. A Leo lady, with six bodies in Leo in her 1st, divorced and for the first time turned her attention to living life on her own. To work out the energy successfully, the native must anchor itself in the house of the polarity to consciously work on the house of the overload. My interpretation: try to see the dilemma from another person's viewing portal (not easy for the strong Leo in this example).

A separate point I wish to mention is the concept of heredity. In many instances, families do work out dominant themes or patterns. To help illustrate the dominant theme or pattern,

- ✓ A client with a Moon / Pluto conjunction has two children, two husbands, a brother-in-law and his wife - all with the Moon / Pluto conjunction.
- ✓ The Forrest overload example given in their book shows a mom and dad with overloaded 11ths and their three children with overloads in the 7th, 3rd and 2nd.

We do tend to join together to work out major themes - in this case, the overload.

Part Two

Nodes of the Moon

Definition The point at which the orbit of a body (Moon or planet) intersects the ecliptic (the apparent path of the Earth around the Sun, the path upon which eclipses occur), because of the body's inclination of its plane to the plane of Earth's orbit is a node. "Up" or "above" in direction would be the north node of the body. "Down" or "under" in direction would be the south node of the body.

The nodes of the Moon are regularly used and are given daily in most ephemerides. In eighteen years, ten to eleven days (depending on our use of leap year), the node regresses 349° producing an eclipse or series of eclipses similar to the previous eighteen-year period. This is called the Saros Cycle. The movement of a full cycle (360°) of the Moon's nodes takes approximately 18 1/2 years.

In the ephemeris, the north node is listed with the south node presumed to be the opposition point by degree and minute. This assumption is being challenged by the development of computer information, but the data is not available at this time. This means that, as future research becomes available, we may have to alter our use or application of the Moon's nodes.

Some ephemerides use the mean (average) motion of the recession (retrograde) of the nodes at 3' per day (mean node). Mean motion retrograde was considered to be the only motion possible until the advent of computers. Some ephemerides list the actual computer-calculated motion, which is retrograde in general, but direct at other times (true node). Needless to say, there is continuing controversy among astrologers as to the accuracy and usefulness of the two methods: mean or true motion. Only research and validation through practice will determine which you should use. I started with mean as did every Astrologer I know. I currently use true nodes only.

Nodes by Sign		
Sign	North (development of)	South (overdeveloped)
Aries	self reliance-I	cooperation-We
Taurus	personal values-My	joint values-Our
Gemini	analytical thought	expansive thought
Cancer	nurturing/family	social responsibility
Leo	self image, pride	group consciousness
Virgo	discernment	universality
Libra	cooperation-We	self reliance-I
Scorpio	joint values-Our	personal values-My
Sagittarius	expansive thought	analytical thought
Capricorn	social responsibility	nurturing/family
Aquarius	group consciousness	self image, pride
Pisces	universality	discernment

Nodes by House		
Sign	North (development of)	South (overdeveloped)
Aries	1-coping skills	7-partnerships
Taurus	2-personal possessions	8-joint possessions
Gemini	3-communication	9-philosophy
Cancer	4-roots, foundation	10-external success
Leo	5-personal creativity	11-group associations
Virgo	6-work, service	12-hidden or private
Libra	7-partnerships	1-coping skills
Scorpio	8-joint possessions	2-personal possessions
Sagittarius	9-philosophy	3-communication
Capricorn	10-external success	4-roots, foundation
Aquarius	11-group associations	5-personal creativity
Pisces	12-hidden or private	6-work, service

Generally, the north node is considered advantageous. Nicholas Devore gives it the nature of Venus / Jupiter, bringing honors and riches. The south node is considered more destructive, with Devore giving it the nature of Mars / Saturn, bringing poverty, affliction, cruelty or baseness. Ivey Goldstein-Jacobson gives technical information only. Better research and application suggestions are given in Zipporah Dobyn's *The Node Book*. The major sources of information I have studied are:

- ✓ Zipporah Dobyns, *The Node Book*
- ✓ Nicholas DeVore, *Encyclopedia of Astrology*
- ✓ Reinhold Ebertine, *Combination of Stellar Influences*
- ✓ Martin Schulman, *Karmic Astrology*
- ✓ Ivey Goldstein-Jacobson, *Foundations of the Astrological Chart*
- ✓ plus miscellaneous notes collected over about 48 years,
- ✓ tapes and notes from a lecture by my personal Astrologer and friend, Buz Myers,
- ✓ and application through thousands of charts by trial and error.

Every Astrologer has their own delineation methods and their concepts change as they gain knowledge. Hopefully, this material will illustrate, then stimulate, and help develop your personal concepts of the lunar nodes.

Schulman considers the nodes to be points of soul magnetism, one pulling towards the future (north), and one calling from the past (south). The south node is more of the comfortable, familiar habit pattern previously built. We can become entrapped by our previously accumulated karmic patterns (south) or can positively use the past to help us reach forward into our future (north). This south node is potentially our weakest spot, our karmic residue. It is "another time zone, a memory bank of what has been, the shackles of a karmic prison, the culmination of many lifetimes". This is a definition I have found to be true.

Schulman says the north node is the symbol of the future. It is new, untried experience; unknown, yet alluring; a new sense of direction; fascination with the unique. As you overcome each obstacle, you find a treasure-filled cornucopia. These are the tests of courage you must overcome alone – at the very core of your being. This is the highest area of expression to be reached in the current life. It is man's discontent with the old joined with his desire for the discovery and exploration of the new. No matter how far you go, there is always more, each step bringing you more inner satisfaction. I prefer the simpler context of developing new skills that reach to the future, basing action on conscious choice, and not merely existing habit.

Man cannot achieve his north node until he learns to gracefully give up the negative patterns of this south node and be willing to walk the new, untried path of the north node. He must strive to overcome negative south node implications. If a planet ruling a node is in mutual reception with the opposing node, the past and present are unavoidably linked and demand that the lessons of the past be remembered (not relived) in order to fulfill the future. An example would be Uranus conjunct the south node in Leo, ruling the north node in Aquarius.

Ebertine uses only the north node in his delineation and does not use houses. His principle for the north node is association or alliance. Psychologically, this indicates adaptability or the urge to unite with others, sociability, good fellowship and an obliging manner – or the inability to do or be these things. Sociologically, it governs meetings, alliances, societies, contact men, blood ties, kindred or relatives. Biologically, the north node governs the astral (power) body and the subconscious memory. I identify with Ebertine's relational use of the nodes, but as relational development in general, and not necessarily personal or individual. To me, Venus rules the personal in relationships and the north node rules the development of relationship skills in general.

The house shows the matters affected by the nodes, the aspect shows the way those matters are affected, and the sign shows the mannerisms or expressions of those matters. Generally, I read the south node indicating habit or where you have done enough of a behavior and the north node as the new direction or evolution. Learn to make conscious choices, not respond habitually. Relationship skills are emphasized.

Nodal Aspects by Planets

Conjunct south node Another chance to learn the karmic lessons implied by the south node by redoing those lessons. The planet identifies the nature and keywords for the lessons.

Conjunct north node Urges you to leave the past behind. When younger, you tend to misuse this node, but age and experience help. A new karmic lesson is at work. The planet identifies the nature of the lessons.

Conjunct both nodes The soul is confronted with resolution of very powerful conflicts which must be resolved this lifetime through the nature of an opposition. Focus on the most benefic planet. In general, the north node is the positive development for this lifetime.

Square both nodes The planet acts as a distraction to the central life theme. This is an area of scattering in past lives, detours on the road to success or agonizing frustrations which block purpose. Be careful not to follow the Squares. It is guided to lessons of sacrifice in addition to specific karma. This is most difficult if it is the Moon itself as the squaring planet to the lunar nodes. I own this particular placement.

Trine south node (Sextile north) Avoid the easy way out. Guard against dissipation, especially if the south node is mutable or water. The planet offers opportunity to improve oneself externally.

Trine north node (Sextile south) There is promise of harmonious opportunities for soul growth, and makes the north node experience easier to reach with outside encouragement.

An aspect to one node automatically aspects the other using our current ephemerides. This could change in the future. Orbs for aspects are rarely given by the authors. The A.F.A. exam asks that you use 8° for all major aspects including those to the nodes, although they do indicate they are not advocating those orbs. I use much tighter Node orbs, 2 or 3° normally, and not over 5° even when I am stretching the point. Remember the node does not have mass as does a body, but it is simply an intersection point in empty space.

Miscellaneous notes

- ✓ Advancement, promotion, applause and fame, all that creates success comes from the north node being in the 10th, or 10° to 12° beyond the M.C. into the 9th, or throwing favorable aspects to the M.C.
- ✓ Failure, remorse, dishonor or disgrace comes from the south node in the same position. According to Delphine Jay, the north node in the 4th denotes a person who must achieve family unity with very little help from family members.

Progression or direction When a planet directs or progresses to the same degree as the nodes, watch for other confirming ending or death aspects (not necessarily the death of the native). Progressed nodal contacts always produce strong results, gradual in effect, with the pivotal year being the exactitude of the hit.

Planetary Nodes

This is a currently developing study, and I can do no more than introduce you to possibility.

The nodes of the planets move not more than 1-1/2 degrees in 100 years. Traditionally, the planetary south node is directly opposite the north node and is measured heliocentrically. Devore's *Encyclopedia of Astrology* gives a technical table and I.Goldstein Jacobson *Here and There in Astrology* gives the following information on the heliocentric planetary nodes:

Annual				
Planet	North Node	Motion	Tendency	Vibration
Moon	Ephemeris	-18 1/4°	Instinct	Emotion
Mercury	18 TAU	+43"	Literary	Mental
Venus	16 GEM	+32"	Artistic	Social
Mars	19 TAU	+28"	Mechanic	Physical
Jupiter	10 CAN	+36"	Academic	Education
Saturn	23 CAN	+31"	Vocation	Ambition
Uranus	14 GEM	+18"	Inventive	Science
Neptune	11 LEO	+40"	Idealism	Spiritual
Pluto	20 CAN	+49'	Isolating	Compulsive

The Node Book by Zipporah Dobyns gives far more research and application, as well as an excellent ephemeris, and is suggested reading. Both the heliocentric and geocentric nodes are listed. In the new ephemeris, the geocentric planetary north and south nodes are listed separately as they are not always directly opposed.

Aspects (Dobyns) Planets conjunct within one degree applying or separating combine the influence of the planetary node with the vibration of the planet. No other aspect seems to be considered.

The Seven Chart Patterns

Chart patterning is a method of looking at the overall chart to determine the individual's general approach to life and to experience. Originally conceived by Marc Edmund Jones, chart patterns are an outstanding contribution to each reading. I generally use them as my starting point for each natal reading. While the information is easily available to most Astrologers, it is not usually considered part of the basics of astrology. Since I personally use this material for every natal chart and do feel the information generated is valuable to each client, I have chosen to include it with this workshop. Other authors have experimented with the method and have developed variations on the theme. More information is available in *The Guide to Horoscope Interpretation* by Marc Edmund Jones, *The Astrology of Change* by Michael Meyer, and *Astrological Chrestomathy* by Donn and Leone Forrest.

Each of us has an overall approach to life, an individual way of involving ourselves in or responding to life and experience. Understanding our personal natural approach and making more conscious choices about that approach gives us more control over our lives. For some, their natural approach is focused and specifically directed. For others, their natural approach is widespread and encompassing...and there are many varieties of experience between those two extremes. Determining the chart pattern allows us to understand the individual's basic approach to life. There are seven of these approaches moving through a range of experience from intense focus to widespread participation - the chart patterns.

What is a chart pattern? What would happen if you took a handful of planets and tossed them up against a wall and then looked at their overall arrangement? What could that tell you? Would the planets be randomly scattered, at times very widespread, and at other times in groupings... and possibly patterns?

To determine a chart pattern, only the ten physical bodies are used. Do not include personal points in your count such as the Ascendant or Midheaven, nodes, Arabian parts, solstice points, midpoints, etc. Please remember that these other points, which are not included in this particular planet count may be physically listed on a computer-generated chart and must be ignored. By now you should have memorized your planet and your sign symbols and know which are the planets and signs. Whatever is not a

planet and is not a sign, is probably a point. Remember that no physical body occupies a point. Be sure to count your ten planets by signs and not by house position. Signs are thirty equal-degree divisions of the zodiac. Depending upon the house system you use, houses can be of varying dimensions and are not reliable for this particular count. Although not technically a house sub-section, chart patterns fall naturally into the category of house information.

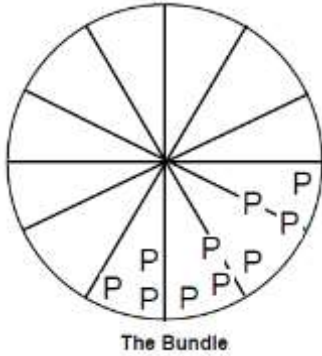
We first look at the overall layout of the ten planets to determine into which of seven patterns that layout falls. Approximately 75% of the time, the chart pattern is classic, visible and specific. At other times (perhaps 25%), the pattern is unclear, borderline, or at times can be read as more than one of the patterns. This section will explain:

- ✓ how to recognize the pattern,
- ✓ the specifics of the seven chart patterns, and
- ✓ what to do with that 25% uncertain factor.

Six of the seven groupings have specific shapes that suggest the names of the chart patterns themselves. The seventh grouping suggests randomness, showing little or no specific shape. To determine if a specific pattern exists within a chart, it does not initially matter where the full or empty portions are in relationship to the house wheel itself, up, down, right, left, etc., or the signs occupied - it only matters that the pattern itself exists within the wheel. The names of the seven chart patterns are: bundle, bowl, bucket or funnel, locomotive, see-saw, splay and splash.

Remember my saying, “Every front has a back,” which I use to illustrate positive / negative applications of energy? Each of the chart patterns have positive and negative qualities – those which support the individual and their experience, and those which undermine the individual and their experience. The chart pattern identifies an individual’s approach, with conscious application of that approach as the responsibility of that individual. There are no good or bad, or better or worse patterns – there is just knowledge.

The Bundle



Mechanics The bundle pattern appears as a group of planets in a small portion of the total 360° sphere. All ten planets are very tightly grouped into roughly 1/3rd of the chart (four signs, 120°), with 2/3rds of the chart (eight signs, 240°) empty or devoid of planets.

Positive This obvious concentration of energy indicates a person of the same nature, a very tightly-focused individual. Their sphere of experience is limited to approximately four signs, so the nature of the individual is to be limited in their interest and participation in experience. The individual would consider much of the experience represented by the empty portion of the chart (empty signs and houses) to be uninteresting or even time-wasting. The charted person is self-sufficient, functioning in a private and highly integrated world of their own. There is little inner division or uncertainty. The outlet for the focused drive is the point by sign and by house opposite the center of the bundle itself.

Negative This pattern can be the chart of a “horse with blinders on”, focused in a specific direction, with little peripheral vision. While the one-pointed focus is good for achieving an objective, a substantial “blind spot” is implied. Interested in only a small spectrum of potential experience, these individuals are far more self-contained, more focused and therefore have better control of attaining their objectives, even with limited resources. They also have the focus and control necessary to capitalize on opportunity, often projecting themselves towards a specific objective. They do leave a great deal “out” of their lives and are therefore vulnerable because of these blind spots. They are narrow in relationships, business, home life, etc., and must guard against being too self-centered, ignoring the needs of others.

Approach This one-pointed, very narrow focus, with its limited area of interest and built-in blind spot is the person’s overall approach.

Advice Encourage the bundle chart person to be thankful for the ability to be so focused and to accomplish their objectives. Remind them that not everyone else is so self-directed. Do make them aware of their blind spot, and advise them to consciously recognize the needs of others.

25% factor See collective explanation for bowl and bundle.

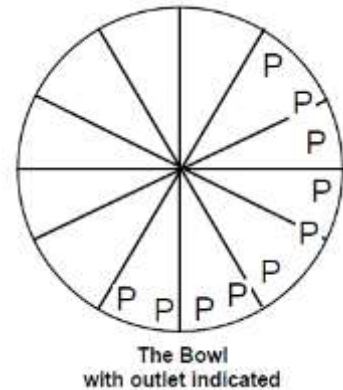
The Bowl

Mechanics All ten planets are contained within half the chart (six signs, 180°), regardless of house placement. Containment of all ten planets within an opposition (explained in the aspects section) is the idealized form. You may find bowl charts, however, narrower or wider than an opposition, or at times with no specific opposition present. If substantially smaller than an opposition, be sure you are not misreading a bundle pattern.

Positive If definitely a bowl, you again have a concentration of energy, but not as focused or narrowly directed as the bundle. This containment represents enormous potential. The areas of participation are indicated by the occupied signs and houses. As with the bundle, the focus of the energy is the planet(s) in the middle, and the outlet by sign and house is the point opposite the center of the grouping of planets. This grouping indicates a very self-contained person, with great inner resources. The occupied half of the chart by sign and house reveals the activity and organization of the self, which continually seeks to explore the experience area symbolized by the signs and houses of the vacant half. The point of outlet for the potential would be the sign and house opposite the center of the grouping of planets (see above).

Negative The empty half is only too visible and seemingly unattainable, forever sought after, and difficult to achieve. This is like having an open window to what is slightly out of reach, with a constant desire to explore and experience the vacant half sphere (life) and the matters or activities implied by the houses. This person of great potential does have limited opportunities to express that potential. They spend much time building their potential, and just as much time waiting for the opportunity to apply that potential. Once activated, an opposition or T-square (see aspects section) will act as a catalyst for or opportunity to use the generated potential. If a stress aspect is not present, opportunity arrives when strong or hard aspects activate some other pattern within the chart.

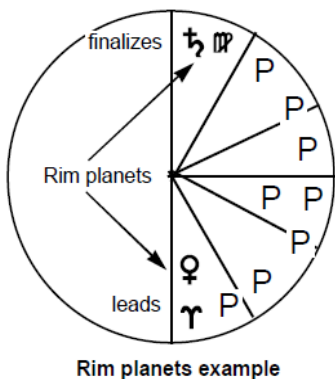
Approach Think of a child's game of leapfrog – one child crouches and another child leaps over their back. Then they reverse positions, and do it again. 90% preparation and 10% leap, approximating the activity of the bowl pattern and the expression of the individual.



Advice You should advise a bowl person to learn to look forward to stress in the form of a catalyst, to develop their potential and prepare themselves, awaiting opportunity, or to create opportunity once catalyzed. Caution them to not allow frustration about the time spent waiting for a catalyst to turn them into a chronic complainer.

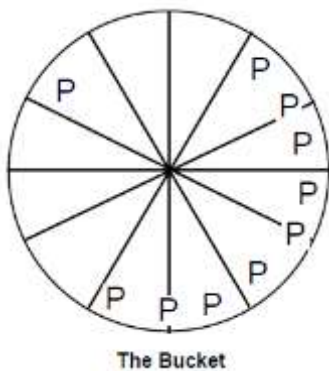
25% factor At times, it is not quite clear whether the chart is a bundle or a bowl. If borderline, and the chart could be either a bundle or a bowl, look to the rim planets – the planets on the outside edges of the pattern. Be sure to account for retrograde motion (explained in aspects).

Let's use as an example: a questionable bundle or bowl pattern chart with all ten planets confined to five sequential zodiacal signs (not four as in a bundle or six as in a bowl), with Venus in Aries as the leading (rim) planet, and Saturn in Virgo as the ending (rim) planet. The leading planet (first planet zodiacally) indicates the manner in which you initiate your experience. The ending planet (last planet zodiacally) indicates the manner in which you finalize your experience. Think of the differences to your experience if you initiate by Venus and finalize by Saturn, versus initiation by Saturn and finalization by Venus. What are those two rim planets doing? Are they moving towards each other (tightening the grouping into a bundle) or are moving away from each other (loosening the grouping into a bowl)? Incorporate that into your reading.



The Bucket

Mechanics Classically, nine of the planets are grouped within approximately one half of the chart, similar to the bundle or bowl pattern, with one planet, called a singleton, opposing the center of the grouping. The singleton acts as a handle or point of release for the collective energy from the other nine planets. Many times, there is an opposition at the center of the grouping, or a T-square, or a grand cross (all covered in an earlier section), which can cause great tension (particularly the grand cross). I have been asked if more than one planet can occupy that single point? The answer is – a hesitant yes. If two planets (or more) are within 10' (yes, minutes) orb of conjunction (both covered in the aspect section), they are considered to act as a single unit. While it is possible to encounter this in a chart, it is not usual. Many times the single planet is not at the exact center of the major grouping in opposition.

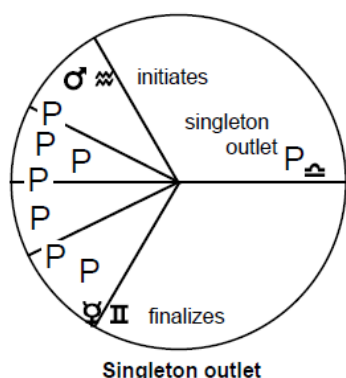


Positives and Negatives To me, the word “bucket” doesn’t aptly describe this pattern. A better description is the analogy of a kitchen funnel with a wide end and a narrow end. You can put a great deal of material into the wide end, even mixing ingredients. As those ingredients exit the narrow end, they are finely sifted, thoroughly mixed and again, very focused. This is a powerful emphasis on self-projection. You tend to “pour” yourself out onto the world, “here I come, ready or not”, either negatively as an agitator or catalyst, or positively and constructively, perhaps as instruction or inspiration.

Approach The outlet point in the bundle and the bowl is an empty spot and is implied by house and sign energy rather than a specific planetary energy. The outlet point in the bucket is specifically represented by a planet energy, and is further modified by house and sign placement. Control of the outlet is necessary, so the resources implied by the nine-planet grouping and the life itself is not squandered or applied to non-constructive or destructive results.

Advice A very active life is implied by the bucket / funnel pattern. Long periods of “coasting through life” or non-participation or non-achievement are definitely not a good idea. With this pattern, if you don’t happen to life, life will happen to you! The choice is yours.

25% factor What about an unclear pattern? Since it is possible to find a borderline bowl or bucket pattern, look again to the rim planets to determine which pattern applies. If the planets are physically moving to contain the energy, judge it a bowl. If one of the planets is quite a distance (two signs or more) away from the main grouping, or is in the process of moving away from the grouping, the pattern is becoming a bucket. Granted, it is not an ideal bucket and should be read that way, but the activation of the planetary placements will cause the pattern to act as a bucket. Have you ever seen a funnel on which the small end is set off at an angle from the large end? Usually they are used for specialty purposes, such as hard to reach parts of a car engine, etc. This somewhat offset bucket pattern has a specialization quality to its outlet point. Make that part of the reading.



Bundle, Bowl and Bucket / Funnel The occupied houses of the chart will tell you where the person tends to participate in experience. The zodiacally first (or rim) planet in the grouping (earliest sign) describes the method by which they initiate their experience. The last planet in the grouping zodiacally (latest sign) is the way they finalize their experience. For example, consider Mars in Aquarius, with the balance of the nine other planets placed in the signs between Aquarius and Gemini (four signs or 1/3rd of the way around the Zodiac), and with Mercury as the last planet in the grouping zodiacally, in Gemini. In this instance, Mars would be the first or rim planet and the method by which experience is initiated. The middle of the group (seven-bucket or eight-bundle / bowl planets) would indicate the “gathering up” or “processing” of those energies. The last planet in the grouping, in this instance Mercury, would indicate finalization of experience. They begin with physical action (Mars), go through a tightly focused and harnessed process (seven or eight planets tightly grouped) and end with communication, information, conversation (Mercury). Oddly, the person will still tend to outlet the energy they have generated and developed at the point opposite (polarity) by sign and house the center of the planetary grouping in the bundle and the bowl, or through the singleton planet of the bucket.

In our Aquarius to Gemini bundle, the center sign for the collection of energy is Aries. The outlet point is the opposite (polarity) of Aries – Libra. If the houses occupied were 3, 4, 5, 6, then the outlet point by house would be the opposite, or 10 / 11 of that Libra point. If a bundle or a bowl pattern, there will be no planet present at the outlet point. If a bucket / funnel pattern, the singleton planet will act as an outlet, even if not located exactly (ideally) at the determined outlet point. Use the singleton as the outlet mechanism, but keep an eye on the constructed outlet point for potential activity. It could be either or both.

The See-Saw

Mechanics Visualize a child's playground teeter-totter or see-saw, consisting of a long board, usually with handles placed towards the end of the board where the children sit, and a fulcrum or centerpiece on which the board balances. Children sit on either side of the long board and push themselves up with their feet. If the weight on one end of the board is heavier, the opposite end remains in the air. If the weight is evenly distributed, the board "balances" across the center post. Kids delight in:

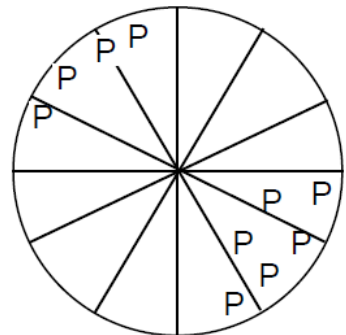
- ✓ the up and down motion,
- ✓ the balance (at least for a short time), and
- ✓ bumping the heavy end hard to agitate and to occasionally dislodge those sitting on the other end.

In your mind's eye, see a chart with the distribution of planets in two opposing groups similar to the child's see-saw. Ideally, the opposing groups of planets should be tightly aligned. Charts are not always ideal!

Positives and Negatives The owner of the chart is subjected to two directly opposing types of experiences, producing an awareness of the inherent conflict. They will struggle perpetually with diametrically opposing urges, with life tending to pull them in two conflicting directions, causing a see-sawing effect to the existence. This indicates a strong need to develop priorities and to set boundaries for interruption and division of attention, or to suffer fragmentation.

Approach The distribution of planets can be 5 / 5 (even), 6 / 4, 7 / 3 or 8 / 2 (9 / 1 would be a bucket / funnel pattern). Convert that count to percentages of experience: 50 / 50, 60 / 40, 70 / 30, 80 / 20. For the 50 / 50 the conflicting urges are evenly matched, resulting in balance, and in this case could equate to stalemate or stagnation. For any unequal split, life will be a series of ups and downs, with the individual torn between opposing needs and demands, similar to children's tug-of-war games. Whether in balance or imbalance, these planetary groupings are at odds with each other. It can be difficult to get anywhere until you learn to set priorities to make the pattern workable.

Advice You must allow for this division of attention when making plans. If you have a 60 / 40 split, only 60% of your attention, energy, time, resources, etc. will be available for any project or activity. You must include this percentage of split attention in your plans. Use the same formula for the other splits. In the case of the 50 / 50 split, you will need



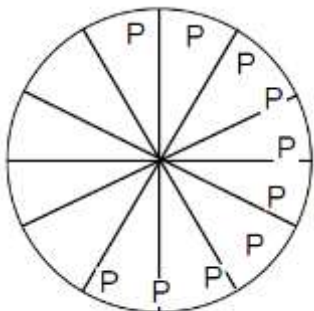
The See-saw

to set priorities and stick to them in order to avoid a stalemate or its partner, stagnation. Suggest that the see-saw person recognize the inherent conflict, allow for the percentages of demand, set their priorities, and go for it! Do not allow yourself to be torn in conflicting directions. By prioritizing and defining boundaries, you can still make progress and achieve your goals.

25% factor Some charts are not in two tightly aligned groups, but are in wider-spread or roughly opposing groupings. The see-saw is still the overall pattern, but the looseness of the grouping implies diffusion of the conflict. Perhaps the conflicting demands are not as difficult to negotiate – or perhaps conflicting demands are not easy to identify. This possible lack of identification could tend to make the problem worse. It is hard enough to deal with conflicting demands that are visible. It would be more difficult to deal with conflicting demands you cannot even identify. If the opposing planet is a singleton, it is not a see-saw pattern, it is a bucket / funnel. If the planets are spread out between the two groupings, it may be a bowl or a locomotive pattern. Eliminate other possibilities before declaring the See-Saw chart pattern.

The Locomotive

Mechanics The ten planets are distributed more or less evenly throughout 2/3rds (eight signs) of the chart, leaving 1/3rd (four signs) empty. By contrast, the bundle pattern has 2/3 empty and 1/3 full, and the locomotive has 1/3 empty and 2/3 full. Tell me, what do you do if you see a locomotive coming? If you are smart, you get out of the way. This is also true of the locomotive chart person.



The Locomotive

Positives and Negatives Just like an oncoming train, the person with a locomotive chart can mow you down. Not because they are aiming for you specifically or do not like your cologne, but because you happened to be standing in their way – nothing personal. These are very high achievers, with strong executive abilities, and very self-driven. This drive can be fueled by a strong sense of lack (indicated by the empty signs / houses), producing an inner compulsion to seek fulfillment. They tend to be moved more by external factors, trying to project the whole of themselves outward into life and its experiences. They are very individualistic and they tend to rebel at discipline or frustration.

Approach I like to think of this pattern as a row of dominos. If you place the dominos in a line, reasonably close together, and push against the first one in line, the rest of the dominos will all fall down sequentially. A locomotive (or domino) person will try to organize and make advance plans, “putting their ducks in a row”. Once they place their activities in motion, they expect one phase to pass into each succeeding phase without interruption or problem. Super-organized and focused on achievement of their well-thought-out plans, they can become very frustrated if things do not work as anticipated.

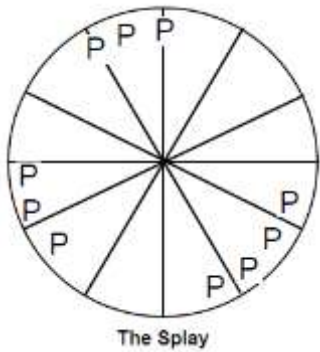
Using the analogy of a row of dominos, what does the ideal look like in the chart? There are ten bodies, eight signs and 2/3rds of the wheel to be covered. Ideally there would be a planet(s) in all eight signs and all eight houses in the occupied section of the wheel. The domino theory would work as planned. The working out of the planned activities would proceed on schedule – success! What if there were a gap or space in that row of dominos, with perhaps two of the dominos placed a little too far apart? When activated, several of the dominos would fall sequentially as planned. Then, the theory would break down because the gap would stop the motion, regardless of the intent or the attempt at organization. If this were a train and it encountered a large gap in the tracks, it would either 1) jump the gap if not too large, or 2) become derailed if the gap were too large. The gap? The gap in the chart would be represented by an empty house or empty sign, which ideally should be occupied by a planet but is not. Remember, a house can vary in size from twenty to fifty degrees of space and a sign equals thirty degrees of space.

Advice What do they do if they fall in a gap? If the gap is not too large, they “pick themselves up, dust themselves off, and start all over again”. In other words, they regroup. What about a chart with a large gap? Learn to make the best of the circumstances, but they will probably not achieve 100% of their carefully-laid plans. Self-judgment, blame, guilt or frustration will not change the outcome, and there is nothing wrong with their planning skills. They simply will encounter a gap that will limit the outcome. Rim planets again seem to indicate the method of initiating and finalizing experience, with a sequential order in the pattern, one step to another to a foregone conclusion – except for the hole in the process. Remind the locomotive not to mow people down, and to remember that not everyone else is so well-organized. Do not judge or blame oneself or others for the unforeseen gaps.

25% factor The bowl, the see-saw and the splash can occasionally be mistaken for a locomotive. The locomotive is larger than the bowl by two signs. The see-saw must be two distinct groupings at opposite sides of the wheel. The splash is pure randomness covering the entire wheel. Do a process of elimination to determine which pattern is in effect.

Splay

Mechanics The ten planets group themselves into three ideally sharp, forceful conjunctions at regular points in the horoscope, roughly 1/3rd of the chart apart, forming a triangular or tripod pattern. The tripod is one of the most stable bases, even more stable than a four-legged foundation. Rim planets do not seem to have much application.



Positives, Negatives and Approach This person, while versatile and potentially a genius, can be very individualistic, passionate and determined, pragmatic in concept, approach and practice. Once they set upon a course or approach, they are almost impossible to dissuade and do not tolerate restraint. The drive for great objectives is apt to become the main passion in life. They can become so intent on their purposes, and so intractable, that they do not recognize the needs of others until it becomes too late to save their relationships. They must learn not to get caught up in “things” or “goals” to the extent of shutting out their most important relationships. They have to consciously attempt to accommodate the needs and opinions of others in order to maintain their relationships or they can get very lonely later in their lives.

Advice I have only encountered a few of these charts, and while I am sure they exist in equally large numbers as the other patterns, they do not seem to come to me for readings. They can be so strong personally, so pragmatic and opinionated, that they may rarely seek consultation from an outsider. If one comes to you for a reading, pay them a compliment on their open-mindedness. Suggest to your splay clients to bend where relationships are concerned and not to place “things”, activities or goals ahead of the people in their lives or, as mentioned, life can get very lonely down the road.

25% Factor Occasionally, the three ideally forceful, tight groupings are not tight or forceful. If still three groupings, but loose in composition, it might yet be a splay. The forcefulness and projection are softened or gentled because of the openness of the pattern. In addition, one of the groupings might not be a grouping at all, but a singleton. Check to see if you should eliminate the possibility of the bucket / funnel pattern first.

Always be sure to use the process of elimination to narrow your choices to reduce the possibility of error in choice of chart pattern. If a splay with a singleton, that one leg is questionable, weak without reinforcement, but the chart is still a splay. Include that potential weakness in your reading.

To Mark Edmund Jones, the astrological genius who defined the chart patterns, the splay was the “catch-all” category. If the chart being studied did not specifically fit one of the other six patterns, he considered it to be a splay. This is an “exception” I take to his concept. I consider the splay to be a very specific pattern, and to me the description of its approach to life as not capable of a “catch-all” type of experience.

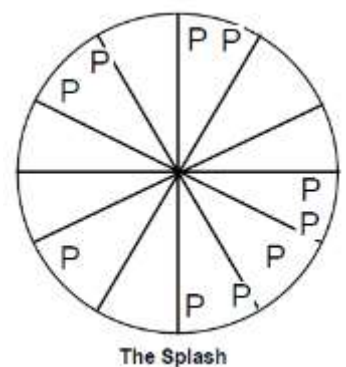
The Splash

Mechanics The splash pattern is what I call the non-pattern and I use it as the “catch-all” category. Whereas the previous six patterns have specific shapes, and therefore specific direction and focus, the splash pattern does exactly what it suggests: it’s a diffused scattering of planets (all ten) fairly evenly distributed or “splashed” throughout the wheel, with no particular shape or focus. To me, if a chart does not fall into one of the six specific patterns, I consider it to be a splash. I did not invent these patterns, I just study and use them as I see they fit.

Positives At its best, this configuration indicates an uninhibited person who “splashes” out into life, with universal interests and not just the narrow compartments of the bundle, or the ambition of the splay or locomotive. A person of curiosity, more eclectic in nature, they either scatter their energies indiscriminately or organize them on the widest possible basis.

Negatives There is a tendency to “wear too many hats”, to put “too many irons in the fire”, to “spread themselves too thin”. They tend to be too ready to say “yes” to life and experience. They must learn to say “no” and to limit their activity so they do not become superficial or indiscriminately scattered.

Approach If using this pattern positively, they can gather those universal interests and organize themselves on an incredibly wide basis. Learn to achieve success through integration of their varied interests and activities. One-pointedness in action and motive (not easy to achieve for a splash) can assure them of success.



Advice Teach your splash people to say “no”, and to develop discernment as to when and where to place their energy so as to not burn themselves out. The questions to ask are, “Are you active or accomplished? Are you getting anywhere or anything out of your activities?”

25% factor Narrow the possibilities down through the process of elimination. If you have chart patterns that are borderline or questionable despite the process of elimination, do not be afraid to read two patterns as potential, and to ask which the client feels the most comfortable with in your reading. Usually in a reading, we are giving information *to* the client. Occasionally, a chart can be so borderline, you may not personally be able to distinguish their experience. While not ideal, you can ask the client to identify how they see their own experience. Although you are expected to be knowledgeable when doing a reading, you are not expected to know everything about everyone – that is the province of God.

Occasionally, you will find a client using two chart patterns regularly or intermittently. Read both patterns, and the positives and negatives for each pattern. When you encounter such borderline possibilities, you may also suggest that the client stretch or reach for a borderline pattern that could be useful to them. Perhaps they can reach for it occasionally. Or perhaps they can attempt to make a positive pattern a way of life (may require constant vigilance and application). Also, the evolving chart may create doorways of opportunity to temporarily use that borderline pattern. Do not be afraid to experiment. Stay within the general guidelines, but be creative in the reading!

Fast forward to this 2022 re-write. About a week ago, I wrote a new article about aspects, largely devoted to a somewhat different application of the cultural (Jupiter / Saturn) and generational (Uranus / Neptune / Pluto) planets. “*How the Outer Planets Influence the Events of Man*” is a large article the size of a chapter of this book, and parts of it can be appended to various chapters of this material. I choose instead to direct you to the article itself on my website and append it from there to this aspect study. <http://www.marilynmuir.net/articles/how-the-outer-planets-influence-the-events-of-man/>