

# *Predictive Astrology*

By  
**Marilyn J. Muir**



# *Predictive Astrology*

By  
**Marilyn J. Muir**

*Published by: Marilyn J. Muir*

©2022 Marilyn J. Muir



[This work is licensed under a Creative Commons Attribution-NonCommercial-ShareAlike 4.0 International License.](https://creativecommons.org/licenses/by-nc-sa/4.0/)

©2022 Marilyn J. Muir

[www.marilynmuir.net](http://www.marilynmuir.net)

©2022 by Marilyn Muir. The material is copyrighted. All rights reserved. Copying for purposes of study is allowed. Copying for distribution of any audio and / or written material is prohibited. Your cooperation and discretion are appreciated.

My work is dedicated to my personal giants  
upon whose shoulders I stand:

Margaret Baker, Teacher  
Rev. Pearl Fernandez  
Rev. Kathryn (Roz) Hall  
Rev. Harriett Smiley  
Rev. Kay Stillman  
Rev. Pearl van Aalst

Thank you to the authors of numerous books and workshops who have helped me learn my craft.

Thank you to my students who helped me perfect my craft through workshops and living  
examples,  
and through hundreds of provocative questions.

Thank you to my children: Lyndy, Jim, Rob and Lauri who have become my greatest teachers  
and who have gifted me with their spouses and their children  
as my newest cadre of teachers.

Thank you to those who have encouraged, read, re-read, advised, edited  
and otherwise assisted me in the production of this book:

To Lauri Muir-Viggiano, my daughter and my graphic artist;  
To my amazing partners for this edition: Debra Sheahan and Kishore Kattamuri.

# Predictive Astrology

## Table of Contents

Introduction (with Math)	.....	i
Chapter 1	Ground Rules and Weighing the Effects of All Activations .....	1
	The Ground Rules, Natal Sensitivities, Reduction and Conversion, Weighing the Effects of All Activations, General Reading Instructions, Aspects, General Aspect Keywords, Houses, Astrological and Personal Calendars, Stations and Eclipses	
Chapter 2	Transits .....	25
	Use of the Ephemeris, Ground Rules for Transits, Planetary Stations, Houses, Signs, Ingress Charts, New Year's Charting	
Chapter 3	How the Outer Planets Influence Man's Life and Events .....	45
	The Cultural Planets – Jupiter and Saturn, The Generational Planets	
Chapter 4	New and Full Moons, Eclipses and Triggers .....	57
	Eclipse Aspects, Saros Eclipse Cycle, Metonic Eclipse Returns, Pre-Natal Eclipses, Sabian and Other Symbolic Degrees	
Chapter 5	Secondary Progressions .....	83
	Adjusted Calculation Date (ACD) Calculations, A Rudimentary Primer on Secondary Progressions	
Chapter 6	Primary and Converse Directions .....	101
	Primary Direction Math Examples, Oblique Ascendant, Directing the Arabian Parts, Minor Arc, Converse Directions, Cosmobiology Wheel Use, Reading Primary Directions, Planets and Points	
Chapter 7	Solar Returns .....	115
	Order of Importance in Reading Solar Return, Mini-Readings and Tidbits for Basic Concepts, Natal Placements in the Solar Return, Progressing the Solar Return, Other Planetary Returns, Solar Return Hand Method Math	

Chapter 8	Diurnal Charting.....	137
	Notes for Example Chart, Fate vs. Free Will, Diurnals with Progressions, Example Other than Birth and Death	
Chapter 9	Declinations and Latitudes .....	153
	Declination Math with Examples, Reading and Aspects, Latitudes, General Reading	
Chapter 10	Astrology Columns .....	167
	Magazines, Radio, Television	

©2022 by Marilyn Muir. The material is copyrighted. All rights reserved. Copying for purposes of study is allowed. Copying for distribution of any audio and / or written material is prohibited. Your cooperation and discretion are appreciated.



# Introduction

Initially, an astrology student is struggling to learn the language of astrology and develop a basic grasp of the underlying principles. As they cope with the pressure of life itself and the pressure from friends and family who are struggling with those same life demands, that budding astrologer is desperately trying to find a shortcut to:

- 1) what is going to happen in the future and
- 2) trying to do chart comparisons for relationships.

These last two are *uses* of astrology, not the basics of astrology. This would be the equivalent of trying to go to college when you have not yet started kindergarten. It can be a difficult, awesome, or tedious task to comprehend and memorize the basics of astrology, but it is absolutely necessary. It is difficult to use various applications or techniques if you have not learned the language or the principles involved. Once you have learned the basics and the underlying principles, it simplifies (to some degree) the process of applying what you have learned to produce:

- ✓ What is going to happen and when?
- ✓ How do we relate?

This particular series of lessons is all about what is going to happen and when. We will address how we relate in another workbook. During this series, we will explore several predictive methods or techniques. To do this, we will isolate ourselves to one technique per chapter. As you work your way through these techniques on your practice charts, you will learn what works best for you. I have extensively used the methods in this series with my learning and practice of astrology starting in 1973, and my teaching methods with hundreds and even thousands of students. Please know that I believe most techniques and information produced through charting is important. I doubt seriously that the creative principle behind the universe did anything unimportant. Perhaps not exactly understood correctly, but definitely not unimportant!

This series is *not* for beginners. I must assume that you can construct a chart or have a computer program that can produce what is needed. I strongly recommend that you know *how* to construct a chart since hand calculation teaches you so much astrology. Skipping that effort will leave large holes and gaps in your knowledge. This workbook is not for beginners or the faint of heart. This is quite technical and is substantially past the natal basics. I must also assume that you know the language, the symbols and principles and have a good grasp on reading a natal chart. If you are weak in these areas, go back and build up your basics of natal and interpretation before you tackle the material in this workbook.

I offer a series of three courses in basic principles and delineation and one course in natal chart construction. There are also many other books and courses available. Whatever it is you do, be thorough and have that as a backdrop to this study, otherwise this course would be a read-through and a waste of your time.

Assemble several practice charts including your own. Be sure to select charts of those people you know well and who are willing to give feedback on what you generate. Most people love free readings. Put your originals in a plastic page protector to keep as a master. Make several photocopies of each chart so you can practice each technique directly on those photocopies. You can keep those examples with your class notes – it's a cheap way to keep your research with your study guide. A three-ring binder, dividers and a paper punch are also good investments so you can keep everything for a single subject together. You can also place a copy of your research in an individual's file for their personal history.

For the public, probably the most interesting part of astrology is *not* the natal chart with its delineation of the character, the lessons, and the life path of the individual. Instead, the public has the desire to know “what is happening to me and my life now and in my immediate future”. For myself, I prefer the Hermetic maxim “Know Thyself” which is the function of the natal or birth chart. To understand yourself, your lessons, and your path through life is, to me, the finest application of astrology. When you “Know Thyself”, you make better decisions in your life. However, when I get a call for a reading, nineteen times out of twenty, that call will be a request for the predictive elements of the chart.

Prognostication, divining, assessing what future trends and cycles will bring - that is the predictive side of astrology. Astrology is a study of cycles much as stock market research is a study of cycles. Since life is cyclic, it stands to reason that our individual lives will reflect that cyclic activity. It is helpful to remember that astronomers measure (the science), and astrologers interpret (the art). Astronomers say “it” is right there, it is this size, it is moving this fast and traveling in this direction. To the man or woman on the street, that is wonderful information, but what are they going to do with it? The next time they send out a spaceship, they will try to avoid hitting it. Astrologers use both the science and the art form. As astrologers, we must use the tools and data provided by astronomers, but then we part company. Astronomy sees little to no application of their findings to the living of human life. Astrologers study what has been human experience and then attempt to assess what will or could be, and that is called prediction.

I know for myself that many times I am right on the money, but many times I have not been so. Is that due to my skill or lack thereof, the wrong chart, or an off day? At times it can be a person who avoids knowing themselves (and I have met a few of those), may be in denial, or other possible dilemmas. Then there are those who ask the questions but cannot handle the answers.

Also, within astrology and every other field of human endeavor, there are those who only pretend to know, but do not. It would be nice to believe the human race is intelligent, honest, and forthcoming, but that would be naive. There are good and bad practitioners in every discipline. Since astrologers are human and their middle names are *not* God, there can and will be error. Go to your doctors. There can and will be error, but in this instance your life might be at stake. *When* and not *if* there is an error made by your stockbroker, your money can be at stake. If your lawyer makes a mistake, many parts of your experience and your entire lifestyle can be at stake. Astrologers usually do not have such dire consequences to their work, but it can get pretty serious at times. Marriages, divorces, surgeries, jobs, business starts, etc. are common questions for an astrologer. As long as the chart is accurate and the astrologer is skilled, *when* is definitely predictable, plus the circumstances and duration of each experience can be described in some detail.

In this series, we will work our way through the most well-known and a couple of lesser-known predictive techniques. In Chapter 1, will look at the generalities that affect each predictive technique. That way I will not have to go over those instructions repeatedly as we study each system. Chapters 2, 3 and 4 all stem from transits, and are therefore grouped. Chapter 3 allows a closer look at the slow-moving outer planets, which seem to shape much of our experience. Chapters 5 and 6 are the other two main predictive techniques: secondary progressions and primary directions. Next on my list of importance in the use of techniques are the returns (solar, lunar and planetary), which are gaining in popularity and will be covered in Chapter 7.

Diurnals are one of my personal favorite methods, especially when fine-tuning a prediction within a very tight time frame. They will be covered in Chapter 8. While diurnals are not as well known, they are a marvelous tool when attempting to specify a date. Recently I have increased my research for this lesser-known technique because I discovered it does have far more value as a regular tool. This chapter will be introductory only with the research mentioned developed in a separate diurnal workbook. That workbook, *Diurnal Charting*, will be published shortly and posted on this website (marilynmuir.net).

Not many astrologers use declinations and latitudes, but I do want to introduce them to round out this series. They are predictive tools, along with our common longitude readings. We will tackle those in Chapter 9. For those of you who wish to write an astrological column, or have a radio or TV show, Chapter 10 will provide you with my system used for my former columns, radio, and TV shows.

*Tertiary* I have had several questions about Tertiary charts. I have studied them twice, taken two workshops, and they have provided me with little to no value. Because I do not use them on a regular basis, I am not qualified to teach them, so Tertiaries will *not* be included in this series. Please seek information from other teachers or sources who have more experience with the technique.

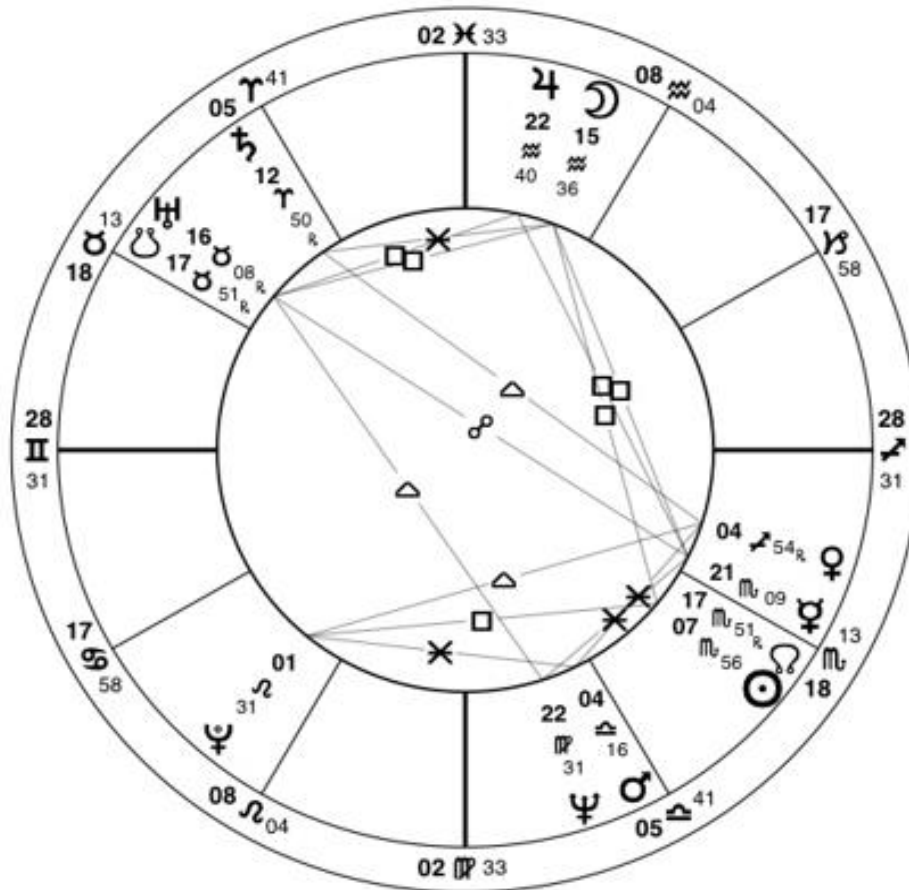
Some of these techniques are so very subtle, and there are also other predictive techniques. This workbook should create enough tools to allow you to do very well with your predictive requests. You can always add more to your personal arsenal of techniques. The secret to accurate predictions? Practice, practice, practice!

To get started, list your natal chart positions by degree order. Do this for your own chart and any other practice charts you will be using for this workbook. Whenever I construct the first progressed chart for a client, I list their natal chart positions in this mathematical degree order in a column on the face or the back of their natal chart. All the 0 degrees go first, the 1s are next, the 2s after that, etc. all the way to the end of the degree spread. For example, my earliest personal degree is 1°31' and my latest degree is 28°31'. As a rule of thumb, I keep track of the ten bodies, the midheaven and ascendant, the Part of Fortune and the North Node. I list the standard planet or point, degree, sign, and minute, but not retrograde or station, which is unnecessary as this list is purely numerical order. This list dramatically shortens my time spent aspecting any predictive activations to the natal. I do the work once and reap the benefits every time I read that chart. It is worth the tiny amount of time and effort it costs you. You can even use it to find natal aspects + / - the orb. Take the time to make such a list for your personal natal chart and for your practice charts.

*Example, my personal chart “cheat sheet” in degree order:*

Pluto 1 Leo 31  
MC 2 Pis 33  
Mars 4 Lib 16  
Venus 4 Sag 54  
Part of Fortune 5 Lib 45  
Sun 7 Sco 56  
Saturn 12 Ari 51  
Moon 15 Aqu 36  
Uranus 16 Tau 08  
N Node 17 Sco 51  
Mercury 21 Sco 09  
Neptune 22 Vir 31  
Jupiter 22 Aqu 40  
Ascendant 28 Gem 31

**MM Natal**  
 Natal Chart  
 Monday, October 31, 1938  
 7:33:00 PM EST  
 Cambridge, New York  
 Tropical Placidus True Node





# The Ground Rules and Weighing the Effects of All Activations

*The Ground Rules  
Natal Sensitivities  
Reduction and Conversion  
Weighing the Effects of All Activations  
General Reading Instructions, Aspects  
General Aspect Keywords, Houses  
Astrological and Personal Calendars  
Stations and Eclipses*

## ***The Ground Rules***

There are a few areas I wish to cover before we get into individual predictive techniques. Just remember that we are looking at only a few of these techniques for this specific workbook and that there are many other predictive techniques available to you.

Carl Jung, the eminent psychologist, said (paraphrasing) that whatever is created in a moment of time carries with it the qualities of that moment in time. That is the nature of a natal chart and all other chart techniques. Whatever is created in that single moment sets a pattern that affects the individual or other entity throughout the lifetime of the person, place or thing represented by that chart. Because there is so much to learn, to know, and to read, a momentary pattern is highlighted and then interpreted. Astrologers take a snapshot of a moving sky in order to study the energy at the moment the snapshot was taken. That snapshot creates a misconception that that is all there is, but astrologers know better than that. The sky never truly stopped moving for the moment of that snapshot, and that movement may be mapped as the individual grows, experiences, and becomes. We call this the progressing chart. The natal positions are points of sensitivity that can be triggered and activated by many astrological techniques, particularly progressions, directions, and transits.

Our natal chart offers the astrologer the snapshot of what was born in a particular moment in time with its plusses and minuses, sensitive points, and game plan. This is what an astrologer gets from the natal chart to aid the individual to “Know Thyself”. Then we move on, using various predictive techniques to show us what happened as that chart grew, experienced, and became. Because this is a study of cycles, we can project ahead as we choose to single out particular cycles or even sub-cycles.

*Skill* Gain some skill with the basics before you attempt to predict another person’s life and experience. Do your practicing on samples and experiments, not on human beings. If you need a live person to practice with, make sure they know you are practicing on them. Say so. People are fragile. Life can come at them like a charging bull. You don’t want to scare someone half to death, without cause, due to limited or unproven skills.

About forty years ago, a young man of seventeen came to me and remarked that an astrologer somewhere, some “when” had told him he would die by age eighteen. He was terrified. I did my best to right that particular wrong done by an irresponsible astrologer. Even if that message were true, you should *never* say something like that to a person. It’s reprehensible and irresponsible. Life can be hard. Be kind. Your middle name is not God and you should not pretend to be infallible. Life and death may be visible through the chart, but you must be responsible for your actions.

I don’t believe you have the right to withhold information when you are asked directly for it. Get it said, but be reasonably kind and try not to “play God”. Humans will walk away from you and they will be *alone*. They will have the knowledge you have given them to deal with, but may not have the skills necessary to cope. Remember there is a live human being on the other end of your tongue. *Do not* scare them to death. *Do not* create a self-fulfilling prophecy, because people can do just that. The young man I described was so filled with fear that he could, through his fear, inadvertently attract a disaster into his experience. I think the modern phrase is “borrowing trouble”. The old saying, “What I so greatly feared has been visited upon me,” applies here. Watch what you say and how you say it. ABC = Always Be Credible!

*Recall* People will hear certain parts of what you are saying during a reading and yet have absolutely no recall of other parts. This may be due to selective hearing, or at times overwhelming information. Out of habit, I speak so fast that I could overload a client, so I provide an audiotape. Only so much can be absorbed at one time. Be careful and be responsible. I like to say that a spoon full of sugar helps the medicine go down.

Likewise, do not be a Pollyanna. If someone remarks, “Don’t tell me anything bad,” I suggest they find someone else to read their chart. I cannot be hamstrung like that. I *never* know what the chart is going to reveal to me. I have to be free to read it as I see it, but I try *never* to do anything to hurt anyone. Think first and then open your mouth. Your foot does not belong in your mouth!

*Techniques* We know that there are many astrological predictive techniques. You cannot use them all. It is just not possible to do that on every chart. I would suggest you learn each technique available to you, because ignorance is never your friend. Then practice what you learn on a few charts. Through trial and error, you will get your reading arsenal down to three to four techniques that work consistently and are not redundant. I do not need five techniques to tell me the same thing. I will choose those methods that give me the best *set* of skills. For myself, I use three regular techniques, plus two additional techniques I can trot out to confirm or expand my reading. I use secondary progressions, primary directions, and transits, which include eclipses, on every progressing chart I cast and read. I will use Solar Returns if I feel it is warranted. When I need a “to the day” technique, I use a diurnal chart. You do not have to choose the same techniques I do, but this is what works for me, and so they are the subjects I teach.

*Cornerstones and Keystone* Reading will not be difficult if you remember the four cornerstones of astrology and how they work: planets, signs, houses, and aspects. This is pure basic astrology and can be applied to all forms of predictive techniques. To recap briefly...

*Planets* The only solid objects in astrology are what we call the planets. Yes, astrologers know that the Sun and Moon are not planets - it is just convenient to call all the bodies by one word. Planets are energies that represent functions within the individual.

- ✓ The Sun (our star) represents the self-identification principle, the ego.
- ✓ The Moon (Earth’s satellite) represents the nurturing, family, and nesting urges.
- ✓ Mercury represents the communication urge, and so forth.
- ✓ Collectively, those ten functions make up the total human being.

Yes, Pluto has been reclassified by astronomers as a dwarf planet, not a full planet. Astronomers are still arguing, because a very tiny percentage of them (5%) actually voted. I have used Pluto for over forty years. Using the famous “duck analogy”: if it looks like a planet, acts like a planet and

smells like a planet, it must be a planet. I choose my long-term Pluto experience over astronomical bickering. So, Pluto is considered to be a planet in my readings. Decades later the astronomers are still arguing with one another.

\* <https://www.loc.gov/everyday-mysteries/astronomy/item/why-is-pluto-no-longer-a-planet/#:~:text=Answer,neighboring%20region%20of%20other%20objects.%E2%80%9D>

Signs are not located anywhere in particular. Signs are not 50,000 miles or fifty light years out into space. Just wave your arm and say 1/12<sup>th</sup> of the sky in a specific direction straddling the ecliptic is Aries and next to that is Taurus, etc. Also, there are no fence posts in the sky, so one sign simply blends into the next at the cusp, causing a blend of energies there (cuspal). The easiest way to describe their combined effect is that of a colored lens set in front of a light source. The source itself radiates energy, which we will define as white light for this example. If we slip a colored lens between that light source and us, we will perceive that white light to take on the lens color, say red. If we remove that lens and put in a blue lens between our eyes and the light source, we will perceive blue light. The light source itself did not change, but our perception of that light or energy changed via the lens we saw it through, the sign.

Houses This is a fairly recent astrological construct. The ancients only saw half the sky at night. The Sun blocked out all observations during daylight hours. The night sky looked like an inverted bowl, so the original delineations were lunar and not solar. From what I have read, that was changed at the time of the council of astrologers in 290 AD. The houses represent the Earth, around which all these bodies and signs operate from Earth's perspective, divided up into twelve compartments of experience which we term houses. This is allegorical. To the astrologer, each compartment represents a specific facet of physical experience. The 1<sup>st</sup> house is the physical body, 2<sup>nd</sup> house is possessions, 6<sup>th</sup> house is work, and so on.

Aspects Now we reach the most speculative category of all, aspects. Aspects represent the personal interaction between the bodies and / or points. They are also known as angular relationships.

- ✓ Bodies that seem to stand together in the sky are considered conjunct.
- ✓ Bodies at opposite points in the sky are considered opposed to one another.
- ✓ 90° angles are called squares.
- ✓ 120° angles are trines.
- ✓ 60° angles are sextiles, and so forth.

There are many other possible angular relationships, but these five are called major aspects. Squares and oppositions operate through tension. Trines and sextiles allow ease or cooperation. Conjunctions really do depend upon the bodies involved as to whether there is stress and tension or blending and cooperation.

Since exactitude between these alignments is not usual, a little leeway is given for the combinations, and that leeway is termed an orb. Think of it like an aura or “surround” around each planet.

**Keystone** Of these four cornerstones, one is the keystone. The planets rule the signs and houses, and certain aspects take on the characteristics of a planet; e.g., Jupiter seems to influence the delineation for the trine and Mars is similar in energy to the delineation for the square. As we read predictions, we must keep this hierarchy of effect in mind.

- ✓ A specific energy and human urge are represented by the planet.
- ✓ It operates for good or for ill according to the aspect.
- ✓ It takes place in the physical arena represented by the house.
- ✓ It has the mannerisms or coloring of the signs.
- ✓ It is further enhanced or diminished by aspects.

**Personal Points** It is important to make a distinction between planets and points before we study the predictive techniques. Planets are objects, and they have mass, location, direction, etc. They can both give and receive energy from each other. Points, on the other hand, are intersections in free space. There simply is no object there. They do work, but they are mathematical calculations. They are active, but I treat them more as receiving points for energy and activation, and I may allow a tighter aspect orb. The points are particularly useful when accuracy in timing is preferred.

## Natal Sensitivities

In order to aspect a natal or other chart, let us first understand why contact from bodies or points in motion can cause activations or influences to a chart. A natal chart, which is actually a transit of the birth moment, is erected. The natal positions for planets and points become sensitized areas in space relative to that person, animal, entity, or object whose chart is

represented. These sensitized points can be acted upon by transits or other types of activation at various times in the person's life. Those natal points act as receivers. The moving activation acts as the trigger or catalyst - the new or energizing influence. The moving energy is the activator and the natal position is the receiver of the activation.

The nature of the influence will be a combination of the two energies. Stress or harmony will depend upon the nature of the aspect itself, such as conjunction, opposition, etc., and the blending ability of the bodies involved. Be sure you know your basics. All activations, particularly transits, are temporary in nature and effect. A natal sensitivity is yours forever, modified to some degree by experience, awareness, and moment-to-moment activation. Because an activating connection is temporary, it forms, reaches exactitude, and moves on. Therefore, it is considered transitory in nature – like a transit. Having said that, we will find in our progressions lesson that at times the influence caused by the blend of old and new can become a permanent facet for the native. The planet moves on because it has accomplished its purpose, which may have been to develop a new trait or skill, or to complete a lesson or pattern.

By noting the time period of the contact between the transit and the natal sensitivity, you will be able to predict certain crossroads in time that will affect the individual. There are a few ground rules that will help set the stage for prediction. Obviously, since we are dealing with so many variables, at times we will predict accurately. At times our predictions will not seem to fit – or we will miss something. The only way to learn transits is to take the chance and practice. As long as you do not present yourself as an authority and are “advising” and not “controlling” the actions of others, you can “practice” as long as it is necessary to “learn” the art of prediction. We will take a brief look at such ground rules and then go back and do some detailing.

If you are dealing with difficult stress aspects, be honest with your advice, but do not frighten your receiver. Remember the Mary Poppins song and serve your bad news “with a spoonful of sugar”. Most Astrologers do *not* predict death. *Most* people cannot handle this information well, no matter what they tell you. *You* could be wrong. Again, remember that your middle name is not God! As long as the chart information is accurate, the chart itself will not be wrong. The astrologer must *interpret* what they see. Therefore, the astrologer could be wrong. This is an ability that takes time and experience to develop. Even then, no matter how skilled one is, miracles and surprises do happen.

# Reduction and Conversion

To make the math easier, it is important to utilize the principles of reduction and conversion. Instructions take a minute to explain, but it is really just simple addition and subtraction. If you practice this a few times, it becomes quite easy to do and it is accurate.

Conversion When combining various zodiacal positions or arcs of motion, simply convert the figures to zodiacal degrees, minutes and seconds. The sign is thereby incorporated into your figures as a number rather than an abstract concept, such as a fraction. Calculate 00° of any sign and then add the actual degrees and minutes of placement.

00 Aries = 00°	00 Taurus = 30°	00 Gemini = 60°
00 Cancer = 90°	00 Leo = 120°	00 Virgo = 150°
00 Libra = 180°	00 Scorpio = 210°	00 Sag = 240°
00 Capri = 270°	00 Aqu = 300°	00 Pisces = 330°

For example: 15 Aqu 36 converts to 315°36', or 7 Sco 56 converts to 217°56'.

An arc of event (AE), which is the motion between birth and event, such as 23°15', would be added to the zodiacal position to obtain a mathematical figure and then converted back into degree, sign, minute.

15 Aqu 36 converts to 315°36' + AE 23°15' = 338°51'.  
Converted back to sign: 330° + 8°51' = 8 Pis 51.

Reduction When doing math in astrology, occasionally the totals will come to more than a full range of possibilities such as more than 360° or more than sixty minutes or sixty seconds. Reduction means to remove all full cycles from the total to arrive at a number less than a full cycle.

- ✓ *If the degrees are larger than 360°, remove all 360° possibilities and the remainder is your degree figure.*
- ✓ *If you have more than 60', reduce by sixty as many times as necessary to get below 60', but just be sure to keep track of the number of reductions you have made, because that number gets added to the degree column. For example: 196' reduces to 3°16'.*
- ✓ *The same procedure would be done with seconds. Should you need to do the same for seconds, all full second cycles will be added to the minutes and the remainder of seconds below 60" becomes the final figure for seconds.*

*General example: start with seconds and work backward to degrees.  
486°97'155" =*

- ✓ *155" converts to 2' 35" and 97' converts to 1°37',*
- ✓ *merge those two conclusions with the total degrees like this: 35" stands alone, then add the 2' to the 37', and then add the 1° to the 486'*
- ✓ *The total becomes 487°39'35". Then reduce the degrees 487° - 360° = 127°39'35" and convert: 7 Leo 39:35.*

## **Weighing the Effects of All Activations**

How many times have you as an astrologer misjudged the impact of a pending activation? Maybe you predicted really nasty stuff only to have it pass harmlessly into oblivion, or maybe you thought the lottery a sure win only to join the crowd of wannabe winners? How do you determine what activations are significant and which ones will pass by uneventfully? Let us start at the beginning and wend our way into the future.

*Natal Chart* This is the original blueprint, the game plan, our "set in stone" qualities. What does the natal chart promise? Is it difficult to win the lottery if luck or good fortune in speculation is missing in your natal chart? The natal chart contains the primary promise for this lifetime. Of course, there are alterations to the script - they are called progressions. But for the most part, if the natal chart does not promise it, do not put overwhelming weight on such an activation. For example, good Jupiter / Pluto aspects have shown up many times in the natal charts of my wealthier clients. A good Jupiter / Pluto aspect by transit, progression or direction also tends to point towards abundance in anyone's chart. That is a very generic statement. What if the natal promise between Jupiter and Pluto were a hard aspect or perhaps ambivalent? The good activation between the two planets will probably not manifest as major abundance. Things could be more abundant than normal, but you would probably not hit the mother lode.

**Tips and  
Tricks**

*Progressed Chart* The emerging blueprint as you are changed by life and experience offers a secondary promise. This is not as strong as the natal promise, but it is a promise nonetheless. Most astrologers read progressed to natal, but the progressed chart can be read as a stand-alone chart for the limited time period implied. It has its own temporary or developing promise shown by the *progressed-to-progressed positions*. Once those progressions have completed themselves, they become part of your history.

*Progressed to natal* shows activations to natal positions and promises, triggering potential in both positive and negative ways. For example, a native born with a Sun / Saturn conjunct can, over the years, develop a sextile through the movement of the Sun. While the conjunction may be difficult at times, it is not necessarily a nasty promise. The sextile should prove to be beneficial. If the natal aspect had been an opposition and the progressed aspect a trine, do not expect the activating trine to completely outweigh the negativity of the natal opposition. The trine is much better than the opposition in the applicable time frame, but it may be limited in its power to do good by the natal adverse aspect. Progressions will be explored in Chapter 5.

*Transits* The same is true for transits, whether they be to natal or progressed positions. *Strongest are transits to natal, secondarily strong are transits to progressions*. What was the promise between the natal or progressed positions of the bodies involved in the aspect? A nasty aspect by transit that sets off a wonderful natal promise may have some initial problems, but it could eventually point to success. Transits will be explored in the next three chapters. To me, transits include the moving bodies themselves and all the permutations of that travel such as the stationary period where they change direction, the ingresses, New and Full Moons, Eclipses, etc.

*What activates what?* How do you tell what is doing the activating and what is being activated? I think this was the most confusing piece of this astrological puzzle for me. When you have a planet or point contact a natal position, what does what to whom? It really is quite easy as previously described. The natal position is the receiver of the energy. It is a sensitive position set up at birth and represents that which is acted upon. The moving planet is the activation or the activator. It is the energy that is triggering or setting the activity into motion. For example, transiting Saturn over natal Venus would be quite different from transiting Venus over natal Saturn. Which would you rather have? This is generally true of progressions, directions, transits, eclipses, new and full moons, etc.

Which activation do you watch? Any activation that occurs seldom or once in a lifetime should be more significant than minor activations that occur repeatedly through the lifetime, particularly the hard aspects. For example:

- ✓ Transits of the Sun, Mercury, and Venus occur every year.
- ✓ Transits of Mars occur once every two years.
- ✓ Transits of Jupiter once every twelve years.
- ✓ The outer transits, Saturn through Pluto provide activations that occur infrequently.
- ✓ Saturn may provide several hard aspects through a lifetime via its seven-year quarter orbit cycle, its quadrature.
- ✓ Uranus hard aspects occur in a 21-year quarter cycle; again, its quadrature.
- ✓ Neptune has a 42-year quarter cycle or quadrature.
- ✓ And eccentric Pluto has an irregular activation because it can travel from twelve to thirty years in a specific sign. Its assumed sixty+ year quarter cycle (quadrature) depends on the sign being transited.
- ✓ A transit of an inner body can activate for a few hours up to a few days.
- ✓ The outers activate for months at a time,
- ✓ and Neptune and Pluto have the possibility of five passes in an activation which can last 1½ years or more. The retrograde and station periods can elongate the period of effect.

Pay strong attention to an infrequent aspect that impacts a chart. We will look at this further in Chapter 3 - How the Outer Planets Influence Man's Life and Events.

Do we use all aspect combinations? Do not bother to aspect directed positions to other directed positions. Because the whole chart moves simultaneously and by the same amount, you will merely reproduce the natal aspects. Directed to natal is the choice. Do not apply transits to primary directions because you are comparing apples to oranges. Natal, progressed and transits are real-time positions. Primary Directions are not natural - they are mathematically produced as an alternative set of triggers. They do work, but are arbitrary and not real-time. More on primary directions in Chapter 6.

*Repetitive patterns* If a natal pattern starts repeating itself in emerging activations, pay attention as the original plan is evidencing itself. Let us say there is a Sun / Saturn conjunction natively. When transiting Saturn comes to the conjunction of the natal Sun, that natal pattern is being triggered, strengthening or activating the original meaning. The similar triggering of the original pattern sets up a replicating resonance. The same could be true in the progressed chart, but to a lesser degree. Natal is always considered the stronger of the two possibilities.

In another way, repetition of any theme by activation emphasizes probable impact. I.e., if a theme occurs

- ✓ Once – that theme is possible,
- ✓ Twice – that theme is probable,
- ✓ Thrice – bank money on it.

For example, a Sun / Saturn conjunction by progression,

- 1) accompanied by transiting Saturn aspecting the ascendant or midheaven,
- 2) accompanied by the chart ruler moving into Capricorn
- 3) emphasizes a Saturn / Capricorn theme.

Pay attention to such themed multiples in your activations.

*Minor Aspects* Many minor aspects bring the knock on the door, the delivery of a message or a letter. Alone, they do not seem that significant. They may later prove to be very significant because it is doubtful that the creative force that set the universe in motion did anything insignificant. At times, several minor aspects occur simultaneously, and the sheer power of the multiplicity involved can trigger an event. Think of the proverbial “straw that broke the camel’s back”. A number of minor aspects can collectively produce a major effect. Also, a seemingly minor aspect can become the second hand for timing a major aspect elsewhere in the chart. For example, transiting Mars frequently acts as a trigger for a previously set eclipse point. The activation occurs at the time of the eclipse, but the Mars connection triggers it “today”. Example: my father was hospitalized on a Solar Eclipse triggering the natal planet in my chart that represented him. When Mars reached the point of that eclipse, he had surgery and died - to the day.

### Resonance

In the late 1940's, a large number of people were born with a Saturn / Uranus conjunction, implying a bridging between the past and the future. In the 1980's a new Saturn / Uranus conjunction set off a resonance pattern in the lives of that 40's generation, both with or without an aspect to the natal or progressed charts. I call this type of activation resonance, which is my choice of word. If you have a room full of tuning forks and sound a single tone, all the tuning forks for that tone will resonate or start ringing whether or not they have been physically struck. People resonate to natal energies that are currently repeating. Full Moon birth natives will resonate to any Full Moon throughout their lifetimes. We watched this throughout my daughter's life. When a natal aspect reoccurs in the sky or through a predictive technique such as a Solar Return, pay attention to possible resonance.

### Avoid the hysteria and "fifteen minutes of fame" predictions

I recall everyone being in an uproar sometime in the 80's because several planets were stationed at 17° of several different signs. There might have been significance, but I have never seen any teaching or research material on such a thing. Nothing in particular happened, except a few astrologers got their names in the paper or were interviewed on TV or radio. Misinformation and hysteria accompanied by dramatic declarations do not help our collective professional credibility.

The Harmonic Conversion had everyone in an uproar and amazing predictions were made. It proved to be an energy that created a run-away stock market with the gains built on thin air with no real support, an absolute financial house of cards. When the New Moon occurred in Virgo with five of the ten planets in earth, a wake-up call sounded. The house of cards was recognized, and the market started to pull back at the end of August. On October 19, the stock market crashed. It was called Black Monday. In truth, it was a reality check and you could see it coming astrologically if you used common sense.

Similarly, in May of 2000 we had seven planets in Taurus (again earth) and another reality check was triggered. The market turned down and this was the start of the 2008 economic problems. Everyone thinks the market problems were caused by the disastrous 9/11 catastrophe, but these problems started prior to that date. This was not the end of the world, but it has shaken us up as a country and it has shaken up the world at large. Civilization had survived a much tighter (read stronger) seven planets in Taurus conjunction in 1955 B.C., 4000 years earlier. If we survived that tighter, stronger one, we would survive this looser one. Trouble, but not complete global destruction, no matter what the doomsday faction said.

# General Reading Instructions

Intercepted planets are delayed and not as strong in action, but are not denied.

Retrograde planets are more internalized and less outwardly observable, with specific areas designated to be worked on or finalized.

Stationary planets are changing their minds and application to an internalized or externalized expression depending on the new motion being generated.

Unaspected planets act as mavericks and demonstrate a Uranus-like characteristic.

Elevated planets (9<sup>th</sup> and 10<sup>th</sup> houses) spread (or leak) influence down over the chart for good or for ill.

Read positive planetary and sign keywords for positive aspects (trine, sextile) and more negative planetary and sign keywords for negative aspects (square, opposition). Conjunctions may operate either positively or negatively depending on the combination and the perspective of the individual. The conjunction is a uniting of energy. Are the united energies compatible?

The Reality Check Called Saturn If I were able to use only one planet or energy to read what was going on in a person's life, I would choose Saturn. It appears to be the stronger planet in an aspect unless it is seriously debilitated or overcome by sheer numbers. In order to not scare your client half to death, utilize the most positive and constructive possibility to get the most value out of any planet it aspects. It would be helpful to think of Saturn in its self-discipline mode rather than its disciplining mode. Suggest that as a possible solution ("do for yourself or it will be done unto you"). Read Saturn as discipline, hard work, duty, obligation, conscientiousness, and responsibility in its positive connotation before looking at its more negative connotation.

- ✓ Saturn squares create stresses, but not necessarily denial. They can make achievement difficult. Saturn oppositions can produce loss in some form.

Tips and  
Tricks

- ✓ When defining the trine and sextile involving Saturn, use positive Saturn keywords, but do offer caution about possible negative drifting. Saturn conjunctions can be used beneficially, but can also be an indicator of stress.
- ✓ My positive keywords would be about doing your homework, getting your ducks lined up in a row, dot the “i’s”, cross the “t’s”, and do the work so you get positive results down the road because Saturn rules delay, organizing and both having and staying with your plan.
- ✓ Saturn conjunctions can give father or authority role problems similar to Saturn in Leo.
- ✓ Saturn conjunct the Moon can give mother or domestic / family issues similar to Saturn in Cancer.
- ✓ This push / pull theory can be confusing at first. The key is to organize or structure the growth potential and then have patience!

## Aspects

Orbs Briefly mentioned under aspects, general application rules, tighter is stronger, sooner and more visible. Loose is weaker, later, and less tangible. Thanks to a workshop given by Delphine Jay of Orlando, FL many years ago, I developed a better grasp of orbs and timing.

Natal A close aspect in the natal chart is very visible early in life. A wide aspect may take time to develop and may show up later in life. Also, the width of an orb may be dependent on the nature of the person. A reclusive person may respond only to tight aspects. A more adventurous person may respond to orbs of 8-10° on major aspects. I, for example, have an 8° opposition between the Sun and Uranus. I was 31 before that kicked into my reality – and what a surprise! I also have a 9° natal opposition between Mars and Saturn. When it became exact by progression, to the minute, my mother died (8<sup>th</sup> death house of the parent trigger). These are very wide orbs, but they did work in my case. I do tend to reach out into life rather than staying closed-up or cloistered.

Predictive I use really tight orbs:

- ✓ I use 1° applying and ¼° separating.
- ✓ In my personal reading experience, 95% of actual activation occurs within 15’ of applying and 5’ of separating.
- ✓ Since directions travel 1° per year, that equates to three months applying and one month separating.

Tips and  
Tricks

- ✓ Progressions and transits travel at varying speeds, so the times involved must be calculated individually. However, the same basic rule applies.
- ✓ If impact is in such a tight time frame, why allow 1° applying? This appears to be a set-up time, as experience starts to develop itself.
- ✓ Why ¼° separating? Occasionally an event will occur slightly past perfect, particularly if Saturn is involved.
- ✓ Also, just because an incident has occurred does not mean the whole thing is over, does it? There are residual effects, and they may take time to work themselves out.
- ✓ In addition, some events require multiples of aspects and not all of them may reach exact at the same time. You have to remain flexible with the timing.
- ✓ Go back to the straws on the camel's back, get those aspects close enough and the sheer weight of numbers can trigger the event.

*Special Saturn and Uranus note* Saturn tends to act close to exact (it rules time), and occasionally slightly past exact (it also rules delay). Uranus tends to precipitate events, sometimes acting prior to exact.

When aspecting houses, be sure to allow for interceptions. Be very cautious, as many reading errors are made when aspecting by house. Work carefully and thoroughly. Preferably aspect by sign and degree.

## General Aspect keywords

*Conjunction* 00° aspect, energies aiding and abetting each other, unification, a New Moon aspect, the beginning of a cycle between the two energies involved. House 1 to House 1 connotation.

*Opposition* 180° aspect, energies at opposite points of view – versus, awareness, a Full Moon aspect, suggesting culmination and confrontation, a tug of war. You get to play one position in the opposition. Someone or something else gets to play the opposing role so you may observe to resolve the dilemma. House 1 to House 7 connotation.

*Square* 90° aspect, energies that challenge each other or create obstacles or problems. This is forced change that promotes growth if handled constructively. House 1 to House 4 *or* House 1 to House 10 connotation.





Trine 120° aspect, energies that benefit and create ease or flow. There is a lack of stress and a possible recognition of effort. Some tend to be lazy and not use trines to advantage. House 1 to House 5 *or* House 1 to House 9 connotation.



Sextile 60° aspect, energies that afford opportunity; but *you* must apply the effort. Good time for review, change, initiative, should not be stressful. House 1 to House 3 *or* House 1 to House 11 connotation.



Quincunx 150° aspect, energies that call for you to reorganize or restructure. Compromise or inadequate compensation may be present. *Note!* It can possibly produce illness or involvement with death issues. House 1 to House 6 *or* House 1 to House 8 connotation.



Semi-Sextile 30° aspect is usually read as mildly beneficial; but in my experience it does not work that way. This is the partner to the quincunx, and both are collectively called inconjuncts. I read this using the quincunx energy keywords. House 1 to House 2 *or* House 1 to House 12 connotation.



Semi-square (45°) *or* Sesqui-square (135°) energies have half the power of a square, but express similar traits. The keyword for semi-square is agitation. The keyword for the sesqui-square is emotional frustration. The house connotation does not work well here because it occurs in split houses.

## Houses

House position How does a house position affect the strength of the activation?

- ✓ Any aspects that occur in angular houses tend to have more direct, visible, perhaps critical or acute impact on the individual. They are more powerful with external activity.
- ✓ Activations involving succedent houses tend to emphasize value systems such as principles, morals, values, ethics, and resources and act more chronically. Duration is a good description.
- ✓ Activations involving cadent houses stem from or include environmental issues, dispersion or adaptive requirements, more internal issues affecting the individual psychologically.

This general information can be applied throughout the various techniques.

**Rulership** While it is quite easy to see impact by house occupation, it is important to also look at the houses of rulership as they too will be involved in any activation. For example, Venus in the natal 6<sup>th</sup>, ruling the 5<sup>th</sup> and the 12<sup>th</sup> trines Pluto in the 2<sup>nd</sup> ruling the 6<sup>th</sup>. The natal promise involves the 6<sup>th</sup>, 5<sup>th</sup>, 12<sup>th</sup> and 2<sup>nd</sup> houses. Activation to one sets off the natal pattern. Pluto by progression cannot move far enough to change the natal aspect. If Venus by progression moves retrograde to the square of Pluto, you must look at both the progressed houses of occupation and rulership plus the natal houses of occupation and rulership to determine the details of the activation. Refer to the progressions chapter.

**House Axis** In a long-ago workshop, Delphine Jay taught the importance of reading by house axis. The axis is two different viewing portals of a single subject. This will help in delineation.

<b>Personal house</b>	<b>Worldly house</b>	<b>keyword</b>
1 <sup>st</sup> / self	7 <sup>th</sup> not self / other	relationship
2 <sup>nd</sup> / mine	8 <sup>th</sup> yours / ours	resources
3 <sup>rd</sup> / I think	9 <sup>th</sup> you / we think	communication
4 <sup>th</sup> / I build roots	10 <sup>th</sup> I climb	internal / external security
5 <sup>th</sup> / I love	11 <sup>th</sup> / you love back	creativity / friendship
6 <sup>th</sup> / I serve	12 <sup>th</sup> / larger service	serve or suffer

Obviously, the houses holding the transit and the natal bodies are going to be affected by the aspect. The affairs of the houses will be tied together somehow. But the houses of rulership will also be affected. You may generate more information by adding the house the transit was positioned in natively. The affairs of those houses will paint a picture for you. How do you know which houses are involved?

- ✓ The natal house the natal planet occupies,
- ✓ the natal house(s) the natal planet rules,
- ✓ the natal house the transiting planet currently occupies,
- ✓ the natal house the transiting planet natively occupied, and
- ✓ the natal house(s) the transiting planet rules.
- ✓ The matters of these houses are tied together in some way through this transit. This takes skill!

The house positions of the natal and transit planets are obvious. The rulership houses are a fairly easy association to make, although we do not always think of them initially. The least obvious is to look at the natal house the transiting planet originally occupied. Let us try some transiting examples.

- ✓ *Example #1:* Transiting Uranus in the 6<sup>th</sup>, originated in the 11<sup>th</sup>, ruling the 9<sup>th</sup>, conjunct natal Mercury in the 6<sup>th</sup>, ruling the 1<sup>st</sup> and 4<sup>th</sup>. Houses of association for this aspect, the conjunction, would be the 1<sup>st</sup>, 4<sup>th</sup>, 6<sup>th</sup>, 9<sup>th</sup> and 11<sup>th</sup>.
- ✓ *Interpretation:* Astrological (Uranus) testing (Mercury and / or 9<sup>th</sup>), out of state (9<sup>th</sup>), for largest astrological group (11<sup>th</sup>) in the world at that time. Test of self-knowledge (1<sup>st</sup>), dependent completely on person being tested (1<sup>st</sup>), know roots and foundation (4<sup>th</sup>) of craft (6<sup>th</sup>) for eventual employment use (6<sup>th</sup>). Condition of person (1<sup>st</sup>) wired for sound and unable to sleep the night before or on the plane (9<sup>th</sup>). Why? Uranus sitting on the chart ruler Mercury in the 6<sup>th</sup> of illness / dis-ease. I passed the test with a 96 (conjunction).
- ✓ *Example #2:* Transiting Neptune in the 7<sup>th</sup>, originated in the 4<sup>th</sup>, ruling the 10<sup>th</sup>, squaring natal Saturn in the 11<sup>th</sup>, ruling the 8<sup>th</sup>. Houses of association for this aspect (square) would be the 7<sup>th</sup>, 8<sup>th</sup>, 10<sup>th</sup>, 11<sup>th</sup>, and 4<sup>th</sup>.
- ✓ *Interpretation:* Hard to diagnose illness (Neptune) to the spouse's (7<sup>th</sup>) family member (4<sup>th</sup>). Spouse's career (4<sup>th</sup> = 10<sup>th</sup> of 7<sup>th</sup>) and chart person's career (10<sup>th</sup>) both jeopardized (square). Also, Chart person discovered embezzlement (negative Neptune and 8<sup>th</sup> other people's money) and irresponsibility (negative application of Saturn) in career workplace (10<sup>th</sup>) by co-workers who had passed for friends (11<sup>th</sup>). It was necessary to report findings (Saturn) or legally be considered as an accessory after the fact. Unfortunately, this situation did not work out well for the whistleblower.

## Astrological Calendars

Several varieties of yearly calendars are available, with the exact aspects noted daily. This could easily be used for planning ahead, and is an adjunct to your ephemeris. It may or may not have an aspectarian. It is used particularly to note times of New / Full Moons, Eclipses, Mercury or any planet retrograde, etc. Be sure to determine up front the base in which the calendar is listed: GMT, EST, CDT, etc. If you do not have access to one of these, you could create your own by noting all the astrological activity by symbol on a calendar in general (see 2006 example), so you could apply this information to many charts, then go further and do an individual or more personal calendar by adding any personal hits.

Calendar: Year \_\_\_\_\_ Month \_\_\_\_\_

1st \_\_\_\_\_ 16th \_\_\_\_\_

2nd \_\_\_\_\_ 17th \_\_\_\_\_

3rd \_\_\_\_\_ 18th \_\_\_\_\_

4th \_\_\_\_\_ 19th \_\_\_\_\_

5th \_\_\_\_\_ 20th \_\_\_\_\_

6th \_\_\_\_\_ 21st \_\_\_\_\_

7th \_\_\_\_\_ 22nd \_\_\_\_\_

8th \_\_\_\_\_ 23rd \_\_\_\_\_

9th \_\_\_\_\_ 24th \_\_\_\_\_

10th \_\_\_\_\_ 25th \_\_\_\_\_

11th \_\_\_\_\_ 26th \_\_\_\_\_

12th \_\_\_\_\_ 27th \_\_\_\_\_

13th \_\_\_\_\_ 28th \_\_\_\_\_

14th \_\_\_\_\_ 29th \_\_\_\_\_

15th \_\_\_\_\_ 30th \_\_\_\_\_

\_\_\_\_\_ 31st \_\_\_\_\_

# Personal Calendars

How do we create a reading format to keep track of all this stuff? Here are some suggestions.

1. Make a copy of your natal chart, but keep the original clean. Write the new positions, progressions, directions, transits, eclipses, solar return, etc. information on the original in their correct zodiacal and house positions and make notes of the dates on which they become exact. Once you have passed the time frame you have indicated, keep it as history for your personal file. I have most of my technique notes as I explored my own charts. I cannot say I have kept all my progressions, solar returns, and so forth. I would have to move out of my house! It would make a very interesting personal history and teaching manual, perhaps kept in my favorite three-ring binder style by subject or by year. Choose a date in the calendar year and do your personal reading every year on that date - your birthday or some other arbitrary date. I have included a sample of a calendar page. Make twelve copies for one year and fill them in with the aspects and dates you generate.
2. Take one of those large calendars we all get at the end of a year for the following year, and claim it for your own personal use (sample provided). Alternatively, some of the astrological calendars have large enough spaces for you to write your personal notes on them. Once you have generated your personal astrological positions (progressed, directed, transits, eclipses, solar returns, etc.) and the dates of the exact hits, transfer those aspects to the calendar on a day-by-day basis. Note also the days of planetary stations retrograde and direct. That will keep the information clean, orderly, and easily available. In addition, you could use a colored marker to note the days of Mercury retrograde and / or the Mercury shadow period or other personal highlights. For many years, I followed Dark Moon Lilith through everything I did. That would have been something I could have included that is outside the norm. While I do not use Saros Cycles for this purpose, they might also be helpful. If you have a good working knowledge of other techniques, add them. Make it your personal history and learning tool (perhaps a “teaching” tool as well).
3. If you find a time period with multiple listings, that will obviously be a key period. Using either method, make notes as to hits or misses as you build your skills.

4. I keep a “cheat sheet”, a large index card listing of planetary stations and eclipses that I use for client readings. It keeps me from looking the same information up over and over again. Once a year, I check the ephemeris and make notes of what I need. You could also add New and Full Moons to your list.



THE NATURE CONSERVANCY  
DONOR: THE NATURE CONSERVANCY

Visit us at [nature.org](http://nature.org)

# April

**BORNEO, INDONESIA: Howdy from Lawing Minder Pivots**  
 Primal rain forests, limestone spikes and huge tracts of undisturbed mangroves and seagrass beds all converge in Borneo's East Kalimantan Province, home to some of the last remaining intact wilderness areas in Indonesia and a vital habitat for orangutans, proboscis monkeys, sun bears, gibbons and hawksbill turtles. With local support, The Nature Conservancy is developing biologically based plans that unite communities, industry and local governments behind conserving the province's still unspoiled areas.

Sunday	Monday	Tuesday	Wednesday	Thursday	Friday	Saturday
<p>MARCH 2008</p> <p>S M T W T F S</p> <p>1 2 3 4</p> <p>5 6 7 8 9 10 11</p> <p>12 13 14 15 16 17 18</p> <p>19 20 21 22 23 24 25</p> <p>26 27 28 29 30 31</p>	<p>MAY 2008</p> <p>S M T W T F S</p> <p>1 2 3 4 5 6</p> <p>7 8 9 10 11 12 13</p> <p>14 15 16 17 18 19 20</p> <p>21 22 23 24 25 26 27</p> <p>28 29 30 31</p>					1
2	3	4	5	6	7	8
<p>Daylight Saving Time Begins</p> <p>See clock ahead one hour</p>						
9	10	11	12	13	14	15
<p>Fair Sunday</p>			<p>Muslim al-Nabi</p>	<p>Pasover Begins at Sundown</p>	<p>Good Friday</p>	
16	17	18	19	20	21	22
<p>Easter</p>						
23	24	25	26	27	28	<p>Earth Day</p>
<p>Orthodox Easter</p>						29
30						

# Cheat sheet example: 2008 Stations

## Tips and Tricks

Plu R 4/2; 01 Cap 09	D 9/9; 28 Sag 30	Mar none
Nep R 5/26; 24 Aqu 16	D 11/2; 21 Aqu 28	Ven none
Ura R 6/27; 22 Pis 39	D 11/27; 18 Pis 44	
Mer R 1/28; 23 Aqu 49	D 2/19; 8 Aqu 17	
Sat D 5/3; 01 Vir 41	D 1/1/9; 21 Vir 46	
Mer R 5/26; 21 Gem 31	D 6/19; 12 Gem 60	
Jup R 5/9; 22 Cap 21	D 9/8; 12 Cap 32	
Mer R 9/24; 22 Lib 50	D 10/15; 07 Lib 38	

## Eclipses

SE 2/7; 17 Aqu 44	LE 2/21; 01 Vir 53	SE 8/1; 09 Leo 32
	LE 8/16; 24 Aqu 21	

### Transits for whatever calendar page you choose (add personal hits wherever appropriate)

2005

The Mars station of 2005-6 was extraordinary. Mars moved into Taurus Jul 28 and stayed in Taurus until Feb 18, 2006: 5.5 months out of a two-year orbit. It set off a combination T-square and grand cross in fixed signs for much of that period, with its station points at 23 Tau 22 (Oct 1) and 8 Tau 14 on Dec 10. With Jupiter in Scorpio, Saturn in Leo, Neptune in Aquarius, these planets moved in and out of combination for most of that period... a very difficult combination. Watch for Mars retriggering those positions for 2006 as the outer planets are still in the T-square formation.

Jan 28, 2006	Jupiter/Scorpio square Neptune 16 Aqu 56
Feb 3, 2006	Venus station direct 16 Cap 01
Mar 2, 2006	Mercury station retrograde 26 Pis 53
Mar 4, 2006	Jupiter station retrograde 18 Sco 51
Mar 14, 2006	Lunar Eclipse 24 Vir 15
Mar 16, 2006	Jupiter/Scorpio square Neptune 18 Aqu 40
Mar 25, 2006	Mercury station direct 13 Pis 11
Mar 29, 2006	Pluto station retrograde 26 Sag 45
Mar 29, 2006	Solar Eclipse 8 Ari 35
April 6, 2006	Saturn direct 4 Leo 22
May 5, 2006	Jupiter/Scorpio trine Uranus 13 Pis 55
May 22, 2006	Neptune station retrograde 19 Aqu 49
Jun/Jul 2006	Mars in Leo June 4 to Jul 22 (watch T-square)
Jun 19, 2006	Uranus station retrograde 14 Pis 43
Jun 22, 2006	Jupiter/Scorpio square Saturn 9 Leo 13
Jul 4, 2006	Mercury station retrograde 1 Leo 21
Jul 6, 2006	Jupiter station direct 8 Sco 58
Jul 29, 2006	Mercury station direct 21 Can 4
Aug 29, 2006	Jupiter/Scorpio trine Uranus 13 Pis 3
Aug 31, 2006	Saturn oppose Neptune 17 Aqu 54
Sep 4, 2006	Pluto station direct 24 Sag 4
Sep 7, 2006	Lunar Eclipse 15 Pis 0
Sep 22, 2006	Solar Eclipse 29 Vir 20
Sep 24, 2006	Jupiter/Scorpio Neptune 17 Aqu 22
Oct/Nov/Dec 2006	Mars in Scorpio Oct 24 to Dec 6 (watch T-square)
Oct 25, 2006	Jupiter/Scorpio Saturn 23 Leo 28
Oct 28, 2006	Mercury station retrograde 25 Sco 2
Oct 29, 2006	Neptune station direct 17 Aqu 2
Nov 18, 2006	Mercury station direct 9 Sco 3
Nov 20, 2006	Neptune station direct 10 Pis 48
Dec 6 2006	Saturn station direct 25 Leo 4
Dec 30, 2006	Pluto conjunct Galactic Center
Jan 13, 2007	Mars conjunct Galactic Center
Jan 14, 2007	Mars conjunct Pluto/Galactic Center 27 Sag 29

# JULY 1990

S	M	T	W	T	F	S
1	2	3	4	5	6	7
8	9	10	11	12	13	14
15	16	17	18	19	20	21
22	23	24	25	26	27	28
29	30	31				

JUNE 1990

1	2	3	4	5	6	7
8	9	10	11	12	13	14
15	16	17	18	19	20	21
22	23	24	25	26	27	28
29	30	31				

AUGUST 1990

1	2	3	4	5	6	7
8	9	10	11	12	13	14
15	16	17	18	19	20	21
22	23	24	25	26	27	28
29	30	31				

## CANCER ♋

SUNDAY  
**15**

Eastern Last Chance 22°44' 7:04a	Pacific Last Chance 22°44' 4:04a
☉ 10:00a ☌ 7:55a	☉ 7:00a ☌ 4:20a

☉ 1:51a	☌ 2:40a
☌ 5:40a	☌ 3:40a
☌ 6:40a	☌ 4:40a
☌ 7:04a	☌ 4:04a
☌ 9:00a	☌ 7:00a
☌ 11:30a	☌ 8:30a

Hermes and 1800  
Brighton Nelson 1903

MONDAY  
**16**

☉ in ☌ ☌ in ☌

☉ 7:13a	☌ 4:10a
☌ 10:20a	☌ 7:20a
☌ 4:00a	☌ 5:40a
☌ 8:40a	☌ 5:40a

Barbara Swamyck 1907  
Pachia Zachary 1948

TUESDAY  
**17**

☉ 1:02p	☌ 10:00a
☌ 6:32p	☌ 4:32p

Eleonora Canal 1935  
Luis Amos 1951

☉ 8:00a	☌ 5:00a
☌ 10:00a	☌ 7:00a
☌ 1:32p	☌ 8:00a

WEDNESDAY  
**18**

Eastern Pacific

☉ in ☌ ☌ in ☌

S. I. Hayakawa 1906  
Paul Graham 1913

☉ 7:00p ☌ 4:00p

THURSDAY  
**19**

Eastern Pacific

☉ 10:30p ☌ 7:30p  
☌ 10:40p ☌ 7:40p

Laura Berden 1990  
Ruth Goddard 1948

☌ 8:50p ☌ 5:50p  
☌ 10:30p ☌ 7:30p  
☌ 11:11p ☌ 8:11p

FRIDAY  
**20**

Eastern Pacific

☉ in ☌ ☌ in ☌

Elizabeth Hankford Dale 1958  
Rita Wood 1938

☉ 7:21a ☌ 4:21a  
☌ 8:51a ☌ 5:51a  
☌ 7:40p ☌ 4:40p  
☌ 11:21p ☌ 8:21p

SATURDAY  
**21**



Eastern Pacific

☉ 7:54p ☌ 7:54p  
☌ 10:54p ☌ 7:54p

\*  
Hemingway 1900  
John Williams 1952

☌ 11:16a ☌ 7:16a  
☌ 11:20p ☌ 7:20p  
☌ 10:54p ☌ 7:54p

Daylight saving time

☌ Clip here for current week.



# Transits

*Use of the Ephemeris  
Ground Rules for Transits  
Planetary Stations  
Houses, Signs, Ingress Charts  
New Year's Charting*

We will begin our study of predictive techniques with transits. Let us first look at the similarities and the differences between a transit chart and any other type of chart. A chart, any chart, is a map of the sky or heavens at a particular moment of time (date, clock, standard and zone) at a particular location (city and state or country) on the Earth's globe expressed as longitude and latitude. The earth is always rotating on its axis and orbiting around the Sun. Plus, there are many other celestial motions that affect us individually and any measurement that we make. When we construct a chart, we take a photograph or still shot of a moving sky. Sometimes we forget that the universe that includes our solar system is in constant motion. Think of a reel of film. We stop it for a moment (freeze frame) to study it, but it serves its intended purpose only when it is in motion. Because of that constant motion, every pattern that exists at any given moment is both permanent (as a map or blueprint of potential) and temporary (a brief moment in an atmosphere of constant change). These constantly shifting zodiacal positions of our solar system's planets are called transits. Most charts are based on these transitioning moments of time.

Transits are listed on a daily basis in the table of planets' places called an ephemeris. The shifting house patterns are calculated by use of a table of houses, because they are fully dependent on time at a specific location on the globe. If you use a computer for your charting, this is all done for you when you enter the birth data. Essentially, any chart that is constructed by real-time positions and not contrived positions (such as primary directions) is a transit chart. Whether it be for a person, a company, an election, an animal, the start of an illness, a stock IPO, etc. - that chart is a freeze frame of a particular moment in time and space, which is essentially a transit. For example:

- ✓ For our own convenience and use, we choose to call that a natal or birth chart.
- ✓ The chart for the start of an illness is called a decumbiture chart.
- ✓ A transit chart that is used to answer a question is called a horary chart.
- ✓ A transit chart used to choose the timing of a future event is an election chart.

So you see, transits are not different from ordinary charting. We just apply different terms to identify what we are doing with each chart. All these sky patterns, activations, and the charts representing them are actually forms of transits.

In our usual astrological language, transits are the ongoing daily planetary positions given in the ephemeris and are not grouped in with the other types of charting. We usually apply transits to these other types of charts as activators. We can also study the transits individually.

- ✓ Newspaper and magazine columns are based on the transits as they affect us in a general or collective way, as well as a personal way.
- ✓ When we talk or read about Mercury retrograde or a Full Moon, and the general effect they have or will have, we are talking about transits.
- ✓ If we choose, we can look at a day's placements individually as it affects the whole world. Many popular astrological columns or magazines are based on this generic use of transits. Chapter 10 will give the instructions on how to generate readings for this application.
- ✓ We can also look at how that individual day's placements affect a person's life, as an astrologer does when a client comes for a reading. For a period of time during my professional reading career, I set an appointment chart for each client. Why? The issues that would be discussed with that client would be evident in the appointment chart before the client ever arrived for their reading and that could be quite handy during the consultation.

All these applications and more are transit work.

# Use of the Ephemeris

Most ephemerides list daily positions (24-hour or diurnal) for the ten planets plus the lunar node. These ephemerides are based on either a noon or midnight format Greenwich Mean Time (GMT), or standard time on the clock at Greenwich, England (the zero point for time or geographical longitude coordinates). If you are located at any other time zone, or any other time standard such as daylight savings time, you must adjust the time so that such positions are accurate at your location. For example:

- ✓ If you are on EST (Eastern Standard Time) you are five time zones west of Greenwich, England. *West*. That means you must subtract five zones (hours) from your Greenwich base.
- ✓ If you use a midnight ephemeris, minus five hours = 7 pm the night prior.
- ✓ If you use a noon ephemeris, minus five hours = 7 am the same day.
- ✓ 12 Noon or 12 Midnight – five hours = 7 am or 7 pm, respectively.
- ✓ If you are on PDT (Pacific Daylight Time), you are eight time zones west (-) of Greenwich, less one hour for daylight savings time. or minus seven hours of correction to the ephemeris base.
- ✓ If a midnight ephemeris, minus seven hours = 5 pm the day prior.
- ✓ If noon ephemeris: 12 – 7 hours = 5 am the same day.

If you are on a time standard which is east of Greenwich (which includes Europe, the Middle East, India, the oriental countries, Asia, Polynesia, etc.), you would *add* the number of hours the time standard represents *less* one hour if daylight savings time or its equivalent is in effect. For example, Germany is traditionally listed near 15 east or Eastern European time (EET), which is plus one hour to GMT.

- ✓ If using a midnight ephemeris, Midnight + one hour = 1 am of that same day.
- ✓ If you are using a noon ephemeris: 12 + one hour = 1 pm of that same day.
- ✓ If you are four time zones east of Greenwich and daylight savings time is in effect, you would add four and subtract one hour, or add three hours to the ephemeris positions.

In some of the newer ephemerides, the Moon is listed for both midnight and noon. Zero-hour reading may mean the base time of the entire ephemeris (noon or midnight). The twelve-hour heading means twelve hours later than that zero base.

*Note:* All examples given are for northern latitudes. Corrections for southern latitudes are given in the chart construction workbook to be published at a later date.

In order to determine daily or diurnal movement by hand, simply find the difference in planetary positions from one line to the next including the day in question, noting whether that motion is direct, retrograde, or occasionally stationing with no discernible movement. For example:

- ✓ If Mercury is 19 Cap 57 one day and 21 Cap 6 the next day, then Mercury will have moved  $1^{\circ}9'$  in that 24-hour period and the motion was direct.
- ✓ If Mercury had been 19 Cap 59 one day and 18 Cap 37 the following day, Mercury would be retrograde at the rate of  $1^{\circ}22'$  for that 24-hour period.
- ✓ Station simply represents that the planet appears to be standing still (an optical illusion), with no discernible travel or motion, and requiring little if any correction.

This math procedure can help you determine when an aspect perfects itself, when planets change signs, etc. Retrograde and direct are marked once on the day they occur and are assumed to continue that motion until otherwise noted. Because it is less ordinary, retrograde is also marked on day one of each month if the retrograde is continuing into that month.

JANUARY 1990

[illegible]

**LONGITUDE**

FEBRUARY 1990

LONGHORN													LIVESTOCK																																																																																						
DAY		WED. 7.11.21			THUR. 8.11.21			FRI. 9.11.21			SAT. 10.11.21			SUN. 11.11.21			MON. 12.11.21			TUE. 13.11.21			WED. 14.11.21			THUR. 15.11.21			FRI. 16.11.21			SAT. 17.11.21			SUN. 18.11.21																																																																
1	2	3	4	5	6	7	8	9	10	11	12	13	14	15	16	17	18	19	20	21	22	23	24	25	26	27	28	29	30	31	32	33	34	35	36	37	38	39	40	41	42	43	44	45	46	47	48	49	50	51	52	53	54	55	56	57	58	59	60	61	62	63	64	65	66	67	68	69	70	71	72	73	74	75	76	77	78	79	80	81	82	83	84	85	86	87	88	89	90	91	92	93	94	95	96	97	98	99	100
1	2	3	4	5	6	7	8	9	10	11	12	13	14	15	16	17	18	19	20	21	22	23	24	25	26	27	28	29	30	31	32	33	34	35	36	37	38	39	40	41	42	43	44	45	46	47	48	49	50	51	52	53	54	55	56	57	58	59	60	61	62	63	64	65	66	67	68	69	70	71	72	73	74	75	76	77	78	79	80	81	82	83	84	85	86	87	88	89	90	91	92	93	94	95	96	97	98	99	100
1	2	3	4	5	6	7	8	9	10	11	12	13	14	15	16	17	18	19	20	21	22	23	24	25	26	27	28	29	30	31	32	33	34	35	36	37	38	39	40	41	42	43	44	45	46	47	48	49	50	51	52	53	54	55	56	57	58	59	60	61	62	63	64	65	66	67	68	69	70	71	72	73	74	75	76	77	78	79	80	81	82	83	84	85	86	87	88	89	90	91	92	93	94	95	96	97	98	99	100
1	2	3	4	5	6	7	8	9	10	11	12	13	14	15	16	17	18	19	20	21	22	23	24	25	26	27	28	29	30	31	32	33	34	35	36	37	38	39	40	41	42	43	44	45	46	47	48	49	50	51	52	53	54	55	56	57	58	59	60	61	62	63	64	65	66	67	68	69	70	71	72	73	74	75	76	77	78	79	80	81	82	83	84	85	86	87	88	89	90	91	92	93	94	95	96	97	98	99	100
1	2	3	4	5	6	7	8	9	10	11	12	13	14	15	16	17	18	19	20	21	22	23	24	25	26	27	28	29	30	31	32	33	34	35	36	37	38	39	40	41	42	43	44	45	46	47	48	49	50	51	52	53	54	55	56	57	58	59	60	61	62	63	64	65	66	67	68	69	70	71	72	73	74	75	76	77	78	79	80	81	82	83	84	85	86	87	88	89	90	91	92	93	94	95	96	97	98	99	100
1	2	3	4	5	6	7	8	9	10	11	12	13	14	15	16	17	18	19	20	21	22	23	24	25	26	27	28	29	30	31	32	33	34	35	36	37	38	39	40	41	42	43	44	45	46	47	48	49	50	51	52	53	54	55	56	57	58	59	60	61	62	63	64	65	66	67	68	69	70	71	72	73	74	75	76	77	78	79	80	81	82	83	84	85	86	87	88	89	90	91	92	93	94	95	96	97	98	99	100
1	2	3	4	5	6	7	8	9	10	11	12	13	14	15	16	17	18	19	20	21	22	23	24	25	26	27	28	29	30	31	32	33	34	35	36	37	38	39	40	41	42	43	44	45	46	47	48	49	50	51	52	53	54	55	56	57	58	59	60	61	62	63	64	65	66	67	68	69	70	71	72	73	74	75	76	77	78	79	80	81	82	83	84	85	86	87	88	89	90	91	92	93	94	95	96	97	98	99	100
1	2	3	4	5	6	7	8	9	10	11	12	13	14	15	16	17	18	19	20	21	22	23	24	25	26	27	28	29	30	31	32	33	34	35	36	37	38	39	40	41	42	43	44	45	46	47	48	49	50	51	52	53	54	55	56	57	58	59	60	61	62	63	64	65	66	67	68	69	70	71	72	73	74	75	76	77	78	79	80	81	82	83	84	85	86	87	88	89	90	91	92	93	94	95	96	97	98	99	100
1	2	3	4	5	6	7	8	9	10	11	12	13	14	15	16	17	18	19	20	21	22	23	24	25	26	27	28	29	30	31	32	33	34	35	36	37	38	39	40	41	42	43	44	45	46	47	48	49	50	51	52	53	54	55	56	57	58	59	60	61	62	63	64	65	66	67	68	69	70	71	72	73	74	75	76	77	78	79	80	81	82	83	84	85	86	87	88	89	90	91	92	93	94	95	96	97	98	99	100
1	2	3	4	5	6	7	8	9	10	11	12	13	14	15	16	17	18	19	20	21	22	23	24	25	26	27	28	29	30	31	32	33	34	35	36	37	38	39	40	41	42	43	44	45	46	47	48	49	50	51	52	53	54	55	56	57	58	59	60	61	62	63	64	65	66	67	68	69	70	71	72	73	74	75	76	77	78	79	80	81	82	83	84	85	86	87	88	89	90	91	92	93	94	95	96	97	98	99	100
1	2	3	4	5	6	7	8	9	10	11	12	13	14	15	16	17	18	19	20	21	22	23	24	25	26	27	28	29	30	31	32	33	34	35	36	37	38	39	40	41	42	43	44	45	46	47	48	49	50	51	52	53	54	55	56	57	58	59	60	61	62	63	64	65	66	67	68	69	70	71	72	73	74	75	76	77	78	79	80	81	82	83	84	85	86	87	88	89	90	91	92	93	94	95	96	97	98	99	100
1	2	3	4	5	6	7	8	9	10	11	12	13	14	15	16	17	18	19	20	21	22	23	24	25	26	27	28	29	30	31	32	33	34	35	36	37	38	39	40	41	42	43	44	45	46	47	48	49	50	51	52	53	54	55	56	57	58	59	60	61	62	63	64	65	66	67	68	69	70	71	72	73	74	75	76	77	78	79	80	81	82	83	84	85	86	87	88	89	90	91	92	93	94	95	96	97	98	99	100
1	2	3	4	5	6	7	8	9	10	11	12	13	14	15	16	17	18	19	20	21	22	23	24	25	26	27	28	29	30	31	32	33	34	35	36	37	38	39	40	41	42	43	44	45	46	47	48	49	50	51	52	53	54	55	56	57	58	59	60	61	62	63	64	65	66	67	68	69	70	71	72	73	74	75	76	77	78	79	80	81	82	83	84	85	86	87	88	89	90	91	92	93	94	95	96	97	98	99	100
1	2	3	4	5	6	7	8	9	10	11	12	13	14	15	16	17	18	19	20	21	22	23	24	25	26	27	28	29	30	31	32	33	34	35	36	37	38	39	40	41	42	43	44	45	46	47	48	49	50	51	52	53	54	55	56	57	58	59	60	61	62	63	64	65	66	67	68	69	70	71	72	73	74	75	76	77	78	79	80	81	82	83	84	85	86	87	88	89	90	91	92	93	94	95	96	97	98	99	100
1	2	3	4	5	6	7	8	9	10	11	12	13	14	15	16	17	18	19	20	21	22	23	24	25	26	27	28	29	30	31	32	33	34	35	36	37	38	39	40	41	42	43	44	45	46	47	48	49	50	51	52	53	54	55	56	57	58	59	60	61	62	63	64	65	66	67	68	69	70	71	72	73	74	75	76	77	78	79	80	81	82	83	84	85	86	87	88	89	90	91	92	93	94	95	96	97	98	99	100
1	2	3	4	5	6	7	8	9	10	11	12	13	14	15	16	17	18	19	20	21	22	23	24	25	26	27	28	29	30	31	32	33	34	35	36	37	38	39	40	41	42	43	44	45	46	47	48	49	50	51	52	53	54	55	56	57	58	59	60	61	62	63	64	65	66	67	68	69	70	71	72	73	74	75	76	77	78	79	80	81	82	83	84	85	86	87	88	89	90	91	92	93	94	95	96	97	98	99	100
1	2	3	4	5	6	7	8	9	10	11	12	13	14	15	16	17	18	19	20	21	22	23	24	25	26	27	28	29	30	31	32	33	34	35	36	37	38	39	40	41	42	43	44	45	46	47	48	49	50	51	52	53	54	55	56	57	58	59	60	61	62	63	64	65	66	67	68	69	70	71	72	73	74	75	76	77	78	79	80	81	82	83	84	85	86	87	88	89	90	91	92	93	94	95	96	97	98	99	100
1	2	3	4	5	6	7	8	9	10	11	12	13	14	15	16	17	18	19	20	21	22	23	24	25	26	27	28	29	30	31	32	33	34	35	36	37	38	39	40																																																												

[illegible]

Credit: *American Ephemeris* by Neil Michelsen, copyright 1980

At the bottom of the sample ephemeris page (ACS midnight, Jan/Feb 1990) are the Astro Data columns. Let us take a moment and explain the columns and the information. The basis of this particular ephemeris example is midnight GMT. The hour listings would then begin with midnight as 0 hour, 6 am would be 6 hours, noon would be 12 hours, 5 pm would be 17 hours (military time), etc.

- ✓ Column 1 is an aspectarian. It shows the aspect, day, hour, and minute that the aspect perfects itself and the dates and times of retrograde and direct for any planet. The N/S references are listings for the crossing of north to south or south to north Declinations. In this ephemeris, latitude is not supplied. This column has two sections with a line break in between. The top half of the column is for the month at the top of the page, the bottom half of the column is for the second month on that page.
- ✓ Column 2 is the planet ingress, the entry of each planet (but not the Moon) into one of the twelve signs.
- ✓ Column 3 and 4 are the lunar columns and they list the last aspect the Moon makes before it leaves a sign, followed by the lunar ingress into the next sign. The period of time between the last lunar aspect in a sign and the succeeding lunar ingress into a new sign is called Void of Course. The 1<sup>st</sup> column is the first month on that page and the 2<sup>nd</sup> column is the second month on that page.
- ✓ Column 5 shows the lunar phases, the solar and lunar eclipses by date, hour and minute (GMT), the symbol for the phase itself, and the zodiacal position. The column is divided by month, top and bottom, as above.
- ✓ Column 6 is titled Astro Data and the listing is for the first day of that month, again with top and bottom division for the two months on that page. This is useful to Astronomers / Astrologers who know how to use the data, but is not commonly used information. The Julian date is the common date listed from the calendar instituted by Julius Caesar. This calendar was supplanted by the more recent Gregorian calendar that caused a great deal of confusion because it was not instituted simultaneously worldwide. It was instituted over years of time across the globe. The Julian date makes certain math date calculations easier. See more detailed information on the explanation page at the beginning of the ephemeris.
- ✓ The position of Chiron is listed for those who use Chiron regularly. I did not. It was first introduced as a planet, which made no sense to me at the time. Its standard travel is retrograde, and its trajectory was not in agreement with the known planets. It was following a comet trajectory, so the new material that was available and being developed felt illogical to me. Now Chiron is considered to be the

largest comet in the visible solar system. I have also seen reference to it as a planetoid / comet. If a comet, Chiron is a one without a tail. Tails form as the Sun starts to melt the outer layers of the comet. Apparently, this comet is still too cold to melt and form a tail??? Who knows what else is out there?

- ✓ Delta T is the “time in seconds you must add to Universal Time to arrive at ephemeris time”. This is available but not commonly used. Again, see the more detailed information on the explanation page.
- ✓ Tilt is “the value of the true obliquity of the ecliptic”. I am not an astronomer and you probably aren’t either, so you will have to seek an explanation of this elsewhere, perhaps on the explanation page as well.
- ✓ The SVP is the Synetic Vernal Point or the relocated (Fagan) position for sidereal calculations. Note that the SVP is in early Pisces, the sidereal precessional position of the vernal equinox (spring). This is the zodiacal difference between tropical and sidereal astrology and not applicable to this study.
- ✓ The last listing is the Moon’s mean or average node. For many years the mean node was all that was available, traveling three minutes a day retrograde. With the advent of computers and advancing scientific information, the true node was obtained, and it fluctuates between retrograde and direct, but generally travels retrograde. There can be as much as 1.5° difference between the Mean and the True Node, so some research is necessary on your part as to which position you trust. True node is generally now listed in the main columns along with the planets themselves.

## Ground Rules for Transits

Transits can be a stand-alone event or a triggering mechanism to an existing chart. As a stand-alone chart, the event would be read similar to a natal chart, but they do have their limits. If there were a plane crash, I might cast a transiting chart for the moment of take-off of that flight, plus its subsequent crash. Or I might first cast a transit chart for the maiden flight or birth chart of that plane if the information is available, to have a broader set of references on that chart’s connection to the later crash.

When the horror of 9/11 happened, astrologers frantically set charts in an attempt to determine what happened and the “why” of that event to learn from that experience. I set event take-off charts and crash charts for each plane and their tragic conclusions as did most astrologers. Additionally, I was able to find information for the ground-breaking ceremony of the Twin Towers themselves, which I cast as a natal chart. It could then be progressed and transited by the 9/11 event. Transits charts all, but applications change the names of such charts by our choices.

Multiple charts give us a broader basis for comparison. The crash itself is a map of that moment in that location, but that moment did not produce replicate crashes all over the globe. Something sets it apart from all the other possibilities. That is the value of comparing the event chart with a birth chart, if available. At times, you have to really research for information. The groundbreaking ceremony was available as history. I just had to take the time to find it. Our ongoing internet access to the world’s libraries is a marvel to me. The transits served as triggers for the natal map and the progressed maps, as well as providing natals for the events themselves.

Another excellent use of the transits are the ingress charts so popular in mundane astrology, and which will be explained later in this chapter.

Transits should be noted to the natal planets and points such as the Ascendant, Midheaven, Part of Fortune (Fortuna), Lunar Node, Vertex or any others points you may choose. Transits can also be noted to the progressed planets or points in the same manner. Be aware that by progression, an outer planet may move so slowly that it makes no new aspects after birth. Obviously, it is not possible that a person is totally unaffected the balance of his / her life by these outer planets. So, our use of the transits can provide a time frame and the nature of activation to those outer planets. See the transiting planet as a temporary yet important influence. There will be more about progressions and their activations in Chapter 5.

The outer, slower moving planets (Saturn through Pluto) have much longer effects, and are more experiential over a longer period. Therefore, they have greater impact on the individual. Here are two broad definitions to begin:

- ✓ One is the slow progression as an aspect perfects itself. Again, many years may be involved. Because of protracted retrograde patterns, the outer, slower-moving planets elongate their influence over a few months and occasionally can take on a larger or more significant role.

- ✓ One is the slow progression through a house. Depending on the size of a house in our unequal house system, the transit of an outer planet through the affairs of that house can take many years.

This is a much subtler or long-range reading skill. See Chapter 3 and see also the cheat sheet in Chapter 1.

Because of the retrograde patterns, the outer planets can cause a transit to remain in one small area of space for one to two years, with the probability of three exact connections (hits) to any one given point in a chart. This is true of all aspects, not just the conjunction! With Neptune and Pluto, there is also the possibility of *five* hits with a duration of 1½ to 2 years. Within that long time frame, there can be periods of dormancy that can lull the native into believing the aspect and episode are finished. NOT!

The activity does seem to occur in stages. The first contact sets the stage and initiates the activity. The last contact culminates or resolves the issue. The middle contact(s) are separate stages of a lesson, whether there is only one middle hit (Saturn through Pluto) or the possibility of three (Neptune and Pluto only). Sometimes the retrograde contact is the most important.

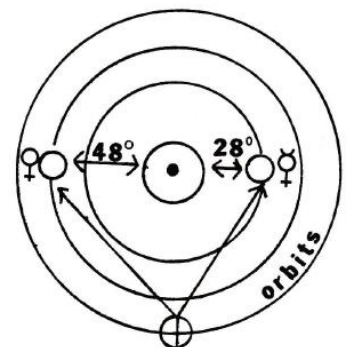
A person who has the transiting planet retrograde in their natal chart may feel the greatest impact at the time of the transiting retrograde contact. Charts with the transiting planet direct in their natal charts tend to feel more impact with the direct hits of the transit. Remember resonance.

Moving from the slow outer planets inward to the Sun:

- ✓ Jupiter occupies one entire 30° sign for approximately one year, and there is a usually but not always a retrograde period.
- ✓ Mars occupies a sign for about two months average unless there is a retrograde period (every two years).

The other faster moving planets (Venus, Mercury, the Moon and the Sun) have effects which pass much more quickly and, with a few exceptions, do not usually have long-term influence time. Fast-moving influences can last from a few hours to a few days, but could conceivably act as the second hand on a clock. A major cause of that exception is the retrograde period, which elongates or repeats the activation.

- ✓ Mercury retrogrades from 18 to 24 days approximately three times per year.
- ✓ Venus retrogrades for 42 days every 1¼ years.
- ✓ The Sun and Moon can never go retrograde.



The moment of a transiting planetary return can occasionally give a specific influence on the faster moving natal planets and that will be covered in Chapter 7. Eclipses and lunations are also transits that will be studied separately.

Even though I have minimized the effect of faster-moving planets, with the exception of their retrograde periods, be careful not to ignore the faster-moving planets when several are making a “collection” of aspects. Just think of the old adage about “the straw that broke the camel’s back. The Moon may usually have only a two-to-three-hour effect, such as someone knocking on your door or delivering a letter. But if it is included in one of these collective activations, it can participate as a more significant influence; i.e., the letter could be a legal summons or something of equal import.

Certain planets do have strong influence even with fast-moving hits. In my own chart, when transiting Mars squares natal Mars (as it does every two years), nothing particularly significant occurs. In a client’s chart, when transiting Mars squared natal Mars, she underwent dental surgery. She also set her own kitchen on fire under just such a “minor” activation. These calls are easy to miss.

As we discussed in our previous section on natal sensitivities, the transiting planet is the giver or activator and the natal or progressed sensitivity is the receiver, or that which is activated. The transit is the new influence or input. The natal or progressed is the pattern or energy field awaiting a trigger or a catalyst. You always read transit *to* natal *or* transit *to* progression.

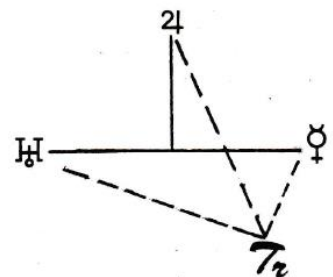
Orbs should be very tight. Ordinarily, activation will occur within 1° applying and 15’ separating. The bulk of activity will occur when approaching exactitude within 15’. There is usually a period of buildup, especially in the case of the outer planets. And since most events are not typically explosions that are experienced in a split second, there are residual effects to deal with, experienced within the separating orb. A wider orb may be considered, but in a more general way. Try 3-5° approaching and 1° separating as an experiment. According to Astrologer Delphine Jay of Orlando, Florida, an aspect is not finished until a transiting eclipse triggers that degree providing release. See our eclipse chapter.

Which aspects should you use? Actually, all aspects, majors and minors, will work. However, Astrologers usually limit themselves to the five major aspects, especially when learning, and that may then become a limiting habit. The quincunx is gaining a reputation of being a more significant aspect than originally estimated. Cosmobiologists and Astrologers who work with midpoints, additionally work with the semi-square and the sesqui-square as frictional triggers. They are multiples of squares and are also known as quadrates. You would read a transiting aspect much the same as you would read all other aspects, paying attention to the energy being activated (natal) by the activating energy (transit).

A natal and, to a lesser degree, a temporary progression promise outweighs the transiting promise. If there is no natal or progressed promise, there will be no significant results, either pro or con, from the transit. Be careful not to predict favorable results from an unfavorable natal pattern or dire results from a favorable natal pattern. A transiting square between two bodies which natively were in a favorable aspect, will eventually produce favorable results out of temporary stress. Why? Transits are temporary and the natal is a lifetime promise. Progression is a developing permanent influence. People *can* learn to deal with their natal stresses, to overcome them and to really grow from them. Experience can develop new character traits (progress).

Note if a heavy transit, which is more than one pass, triggers an important natal complex such as a T-square, as such a transit triggers the complex itself. Any one planet in the complex cannot be separated from its additional aspects. If you trigger one, the complex itself is triggered. It reminds me of a ricochet effect and can rebound from one planet or point in the complex to another. The complex is activated when the first planet in the complex is contacted and remains activated until the last contact to the last planet in the complex.

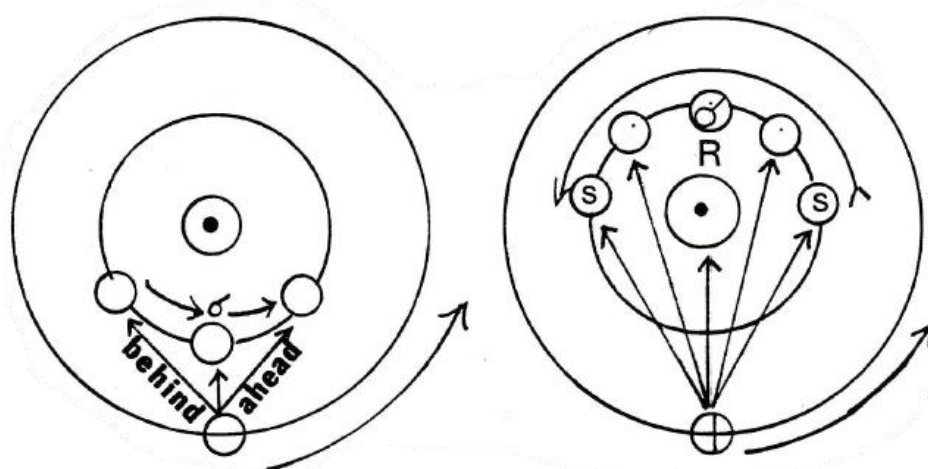
Lunations (the New and Full Moons) and eclipses (both solar and lunar) are part of the transits. Eclipses and lunations set the stage for longer, yet varying, periods of time. We will cover these in our chapter on New and Full Moons and Eclipses. Briefly, for the purposes of this lesson, the New Moon has a one-month effect and the Full Moon has a two-week effect. A Solar Eclipse has a six-month to one-year effect and Lunar Eclipse has a two-to-three-month effect.



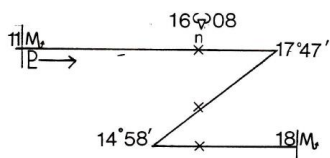
ANY ASPECT TO ONE  
IS AN ASPECT TO ALL

# Planetary Stations

Probably the area where we need to spend the most specific time is in the station and retrograde movements of the transits themselves. Due to our geocentric or Earth-centered perspective, the eight planets appear at times, by optical illusion, to slow down, turn, reverse direction, slow down and turn, then re-establish forward motion. The traveling planet eventually meets and then passes the original point of the first retrograde. This whole process is a retrograde cycle with the two turning points called the stations. Within the actual helio- or Sun-centered system, planets truly do not ever retrograde. The Sun and Moon never are at station or go retrograde. A fuller explanation of the station and retrograde cycles are in my *Astrology: The Symbolic Language* beginner's book and my *Summer of Aspects* book. Both are available at marilynmuir.net.



Mercury and Venus are within Earth's orbit of the Sun - they are between the Earth and the Sun. An explanation for their retrograde cycles follow a different form of logic from the planets located outside Earth's orbit, but the end result is the same – there is the appearance of stopping, turning, and reverse motion. All eight planets “appear” to station and to turn retrograde or direct, regardless of the logic involved. How does this affect the transit by measure and interpretation?



Let us say you have a natal planet at 16 Taurus 08. This is your natal sensitive point. This point can be activated or acted upon. Standard aspect procedures would indicate you would exactly oppose it from 16 Scorpio 08, square it from 16 Leo or Aquarius 08, trine it from 16 Virgo or Capricorn 08, sextile it from 16 Pisces or Cancer 08, etc. Any transiting

planet located at  $16^{\circ}8'$  may be in major aspect to that natal planet, and of course there are other possibilities with an odd multiple for a minor aspect. Major or minor aspects activate the natal sensitive point equally, but most astrologers stay with the majors. Let us look at the opposition and make the activator (in this instance a transit) a slow, outer planet such as Uranus, Neptune or Pluto.

As the transit approaches the opposition, it would start to stir up activity. Perhaps you could observe influence as far away as  $5^{\circ}$ . By the time it has entered a  $1^{\circ}$  orb of exact opposition, it should be conscious, visible or definitely awakening. As it touches exactly on the first pass, activity or motion should be stirred into life - whatever it is or is going to be, it is now awake. Once it achieves exactitude and continues to, let us say,  $17^{\circ}$  Scorpio  $47'$  ( $1^{\circ}39'$  past exact), it stations and turns retrograde. By its retrograde motion, the transit again hits the natal sensitivity at  $16^{\circ}8'$ , passes it as a specific retrograde second hit, reaching  $14^{\circ}58'$  where it again stations, this time turning direct. It again approaches  $16^{\circ}8'$ , our sensitive point, crosses it a third time exactly and then moves forward, continuing through the sign.

In any retrograde cycle, it is normal for the transiting planet to pass over one sensitive point three times. It is possible in the case of Neptune or Pluto to have five passes over one sensitive natal degree. That would elongate the duration of the pattern itself from several months to about  $1\frac{1}{2}$  years, or possibly more in the case of Pluto with its eccentric orbit.

It is also possible, due to the degrees involved, that two passages or exact hits will occur so close together, it is difficult to distinguish them as separate. At that time, that particular passage will manifest as a prolonged single hit. I have often seen a station occur on an exact degree, blending two of the possible contacts into one contact.

The period of effect (the beginning to end of activation of a single sensitive point, exact) is usually about ten months for Uranus, Neptune and Pluto, but you must watch for the potential of the five-pass cycles of Neptune and Pluto. The rest of the planets are capable of passing through a sensitive degree without a heavy transit, which is three or more passes. In a single passage, the effect could be minimal - and in Saturn's case that would be a big relief! If a heavy transit were in effect, such passage would affect the sensitive degree eight-to-nine months for Saturn, seven-to-eight months for Jupiter, five months for Mars,  $2\frac{1}{2}$  months for Venus and  $1\frac{1}{2}$  months for Mercury.

*Frequency of Retrograde* In the case of any of the planets outside the asteroid belt (Jupiter through Pluto), each has a retrograde cycle every year. Uranus, Neptune and Pluto's retrograde cycles last about four-to-five months, or slightly less than a half a year. Saturn's retrograde cycle also lasts about four-to-five months, and Jupiter's about four months. The three inner planets, Mercury, Venus and Mars, vary but produce much smaller cycles. Mercury goes retrograde about three times a year for 18-24 days each cycle. Venus goes retrograde for 42 days every 1¼ years. Mars goes retrograde for about 2½ months every second year.

*Retrograde Shadow* A fairly new concept is that of retrograde shadow, and that the retrograde is in effect longer than is obvious by exact hits. This seems to have some validity, but to my mind has still not been researched thoroughly. What is the shadow? Using our previous example, I centered the whole explanation on 16°8'. What if we took the degree / minute of station retrograde back to the degree / minute of station / direct and station / retrograde? That would be 14°58' to 17°47'. That longer degree span which is much larger than an exact degree / minute is considered the shadow and the concept is that the span of the shadow is sensitive until the latest degree / minute of the station retrograde is finally and conclusively passed. I have mostly seen this shadow attributed to Mercury. But if this is a valid astrological rule, it should be true not only for Mercury (the usual choice); but the shadow period should be also true of any of the other planets as well. We can't make up new rules for an anomaly or for one planet. To be an astrological rule, it must be provable in its wider application, and not just personal opinion. The zig-zag diagram above can also be used to illustrate the "shadow" period of the station.

*Major Configuration Triggers* If the transit effects multiple natal positions simultaneously, such as that within a T-square, this time of effect can be extended beyond the normal expectations. For example, if natal sensitivities exist at 16, 18, 20, 21, and 23, the period of activation begins when 16 is activated the first time and remains active until 23 has been passed for the last time. The periods of effect indicated in the previous paragraphs would have to be extended. If you trigger a planet within a natal complex, you may trigger the complex itself for the duration of all the specific degrees from beginning to end, with the individual direct hits supplying the individual parts of the overall process. "*An aspect to one is an aspect to all.*" This also could result in more substantial experiences due to the multiple activations, and a much wider range of time than anticipated.

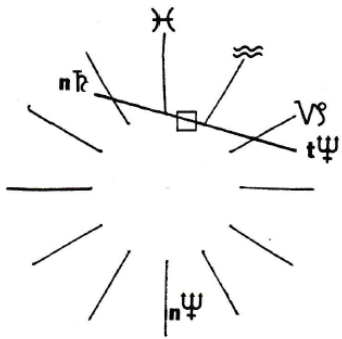
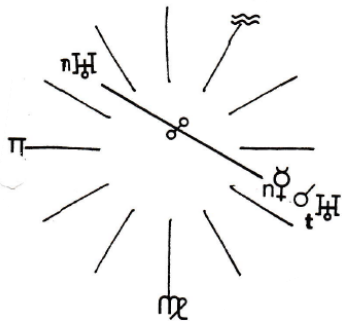
*Not Quite Exact Hits* What about hits that do not quite connect to the exact degree? My take is that they threaten to act but do not quite make it happen. On a reading where a planetary contact almost occurs, but does not quite touch the natal position, the experience can set up, but never quite gel. That is true on both sides of exact. When direct, the transit would be applying. When retrograde, the transit could still apply to a natal exact position. In my experience, they almost happen, threaten, or set up, but they never quite complete themselves. In the case of a difficult aspect, it can look pretty bad but never quite peak. In the case of a benefic aspect, someone may think of giving you a present, but it never quite makes it into your hands. If the activation is applying but does not gel, it might be next year's activation. If the activation is retrograding and not quite making contact, it is probably last year's activation.

## Houses

This section deserves repeating, specifically applied to transits. The houses holding the transit and the natal bodies are going to be affected by the aspect. The affairs of the houses will be tied together somehow. But the houses of rulership will also be affected. You may even assemble more information by adding which house the activating transit was positioned in natively. The affairs of those houses will paint a picture for you. How do you know which houses are involved?

- ✓ The natal house the natal planet occupies.
- ✓ The natal house(s) the natal planet rules.
- ✓ The natal house the transiting planet currently occupies.
- ✓ The natal house the transiting planet natively occupied.
- ✓ The natal house(s) the transiting planet rules.

The matters of these houses are tied together in some way through this transit as I illustrated in an earlier example. The house positions of the natal and transit planets are obvious. The rulership houses are a fairly easy association to make, although we do not always think of them initially. The least obvious is to look at the natal house the transiting planet originally occupied. Repeating those prior examples:



- ✓ *Example #1:* Transiting Uranus in the 6<sup>th</sup>, originated in the 11<sup>th</sup>, ruling the 9<sup>th</sup>, conjunct natal Mercury in the 6<sup>th</sup>, ruling the 1<sup>st</sup> and 4<sup>th</sup>. Houses of association for this aspect (a conjunction) would be the 1<sup>st</sup>, 4<sup>th</sup>, 6<sup>th</sup>, 9<sup>th</sup> and 11<sup>th</sup>. Create a story.
- ✓ *Interpretation:* Astrological (Uranus) testing (Mercury and / or 9<sup>th</sup>), out of state (9<sup>th</sup>), for largest astrological group (11<sup>th</sup>) in the world at that time. Test of self-knowledge (1<sup>st</sup>), dependent completely on person being tested (1<sup>st</sup>), knowledge of roots and foundation (4<sup>th</sup>) of craft (6<sup>th</sup>) for eventual employment uses (6<sup>th</sup>). Condition of person (1<sup>st</sup>): wired for sound and unable to sleep the night before or on the plane (9<sup>th</sup>), with (Uranus sitting on the chart ruler Mercury in the 6<sup>th</sup> of illness / dis-ease). I passed the PMAFA test with a 96 (conjunction). (Originally introduced in Chapter 1.)
- ✓ *Example #2:* Transiting Neptune in the 7<sup>th</sup>, originated in the 4<sup>th</sup>, ruling the 10<sup>th</sup>, squaring natal Saturn in the 11<sup>th</sup>, ruling the 8<sup>th</sup>. Houses of association for this aspect (a square) would be the 7<sup>th</sup>, 8<sup>th</sup>, 10<sup>th</sup>, 11<sup>th</sup>, and 4<sup>th</sup>. Create a story.
- ✓ *Interpretation:* Hard to diagnose illness (Neptune) of the spouse (7<sup>th</sup>), family member (4<sup>th</sup>). Spouse's career (4<sup>th</sup> = 10<sup>th</sup> of 7<sup>th</sup>) and chart person's career (10<sup>th</sup>) both jeopardized (square). Also, chart person discovered embezzlement (negative Neptune and 8<sup>th</sup> other people's money) and irresponsibility (negative application of Saturn) in career workplace (10<sup>th</sup>) by co-workers who had passed for friends (11<sup>th</sup>). It was necessary to report findings (Saturn) or legally be considered as an accessory after the fact. The whistleblower was not appreciated.

## Signs

Signs describe the action and are the colored lens that brings description to the reading. A transiting hit (planet) of whatever type (aspect) activates a natal sensitivity (planet or point), relative to the affairs of the house(s) involved, and acts in this fashion (sign). When you reduce it to its simplest form and then read it like a formula, you can readily see the interconnection and use the sign information to flesh out the description. How would Aries do this? How would Taurus do this? And so forth. Use cardinal, fixed, mutable, fire, earth, air, water, masculine, feminine, glyphs, symbology, or whatever sign tools are in your set of skills. Aries could be brash, aggressive, loud, short-lived, and also enterprising and brave. It's back to basics at this point. Combine the principles as many ways as seem applicable and credible. Use positive aspect keywords for positive aspects and troublesome aspect keywords for stress aspects.

# Ingress Charts

*What is an Ingress Chart?* I mentioned earlier that transits may be used as a stand-alone ingress chart, usually for a mundane application. What does that mean? Mundane charting applies to the charting of cities, states, countries, etc., and world events such as tsunamis, earthquakes, volcanic eruptions, and hurricanes. In my state of residence, Florida, the birth of a hurricane would probably be the time it officially becomes a hurricane at the longitude and latitude of the storm, and at that official moment. Too many tropical circulations arise and either peter out or intensify over much time and distance. A possibility for an earlier birth time might be the moment the pattern emerges from the coast of Africa or wherever it originates, or other probably difficult-to-impossible information to access. A volcano may rumble for years, but the explosive moment is usually chosen as a birth chart, with the prior rumbling representing the gestation period. Earthquakes build up pressure for eons, but the moment of the release of the tremor (event) itself is chosen as its birth.

Cities, counties, states and countries rise up and die in a natural cycle. Each is unique, each has a defining moment, each has a pattern to delineate and be triggered. I can remember the terrible disaster of the bridge collapse on the west coast of Florida many years ago. I cast natal and progressed charts for the cities involved, the state itself, plus the transits for the event. These charts work just as well as the natal charts of individuals. You must generate more generic meanings for the elements of the chart because you are reading a group, a location, and a legal entity, just not a person. All these charts are mundane in nature. All the cities surrounding that bridge collapse were affected, including the county chart and the chart of the State of Florida.

Ingress charts seem to have particular application to mundane work. They are based on the entry of the Sun into the four cardinal signs (Aries, Cancer, Libra and Capricorn), with Aries as the primary Ingress. The world chart which represents the effect of the current energy patterns on the world at large uses the longitude and latitude of Greenwich, England, the prime meridian, at the time that the Sun crosses into 00°00'00" Aries each year. Other ingress charts may be cast for any location on the globe at that exact moment which would illustrate the energy pattern in a unique

way for those locations. For example, the ingress chart for the USA would be set with Washington, D.C. as the location. The other three cardinal points (Cancer, Libra, and Capricorn) may also be used as ingress charts but are not usually considered primary. They would be very useful with hurricane plotting when combined with a hurricane or tsunami trajectory map. Astrolocality mapping of the ingress charts gives astounding information and will have to be covered in yet another workbook.

To create a local ingress chart, start with the Greenwich chart to determine the Greenwich Mean Time (GMT), the moment the Sun enters 00° of a cardinal sign. Use the longitude and latitude of the selected location and work the chart time until you get that GMT (or press the magic button on your computer for ingress charts). I do not work with these often enough to instruct you, so you will need to play with this a bit and do some reading to develop the language. Keep your objectives in mind and pay close attention to the angles and the angular houses in the chart, because that is where the action will be. Mundane charting requires study and dedication.

On Mother's Day of 2008, Palm Bay, Florida was on fire. An arsonist set multiple blazes, and on Monday there were fourteen fires burning out of control, most of them arson. It looked like Armageddon and was very scary. Over 12,000 acres were destroyed, along with 22 houses, well over 150 buildings damaged and \$9,000,000 in expense and destruction as a first estimate. The town next door, Malabar, was also burning in multiple locations, with tremendous loss of forest and property resulting in outrageous expenses. This would be a good incident to explore the use of an Ingress chart, plus mundane charting, to learn how to make it work for you. The chart information and detail are provided below.

Palm Bay, Florida as a legal entity was born January 16, 1960, longitude 28 N 02 and latitude 80 W 35. Because we do not have an exact time of birth, which is typical for this type of charting, a noonmark chart (the middle of a business day, between 8 am and 4 pm) is used, so set the chart for Noon EST. Some astrologers use the state capital, but I do not subscribe to that because it is possible for multiple cities to be granted their charters in a single day, providing identical charts (towns are not alike). Instead, I use the coordinates for the locality itself.

The fires started May 11, 2008 in the middle of the afternoon (no specific time available). The following day was the worst (May 12th), and the fires were pretty much under control on May 13th. They smoldered for several days and had to be watched carefully. There was a suspect, but he could not be specifically connected. The arsonist was not apprehended. That

means the arsonist is free to try it again when a deep drought turns Florida's landscape to lethal tinder. It was not the first run-away fire episode for this area; but we can hope it will be the last. A 2018 update: <https://www.floridatoday.com/story/news/2018/05/11/mothers-day-fires-2008/596451002/>

## New Year's Charting

In October of 2007, a local Astrologer named Pat Lewis told me about a type of chart I had never heard of before. That always immediately gets my attention. She explained what it was, how it worked and then told me about an incident in Palm Bay some years prior. I wanted to use the new charting possibility to study the incident. A man had gone berserk and did a killing spree in a shopping center. He killed six people without any warning. At that time, Palm Bay was a small country town that has since grown into an enlarging city. I set all the charts to see what I could learn about the event and the technique. This charting technique reminds me of an Ingress Chart, so that is why I am including it here; but it is not quite an Ingress Chart. Because you probably won't find this system in any other place on this planet, I decided to include it here. I am *not* an expert, and Pat did *not* claim to be an expert. It is just another interesting technique that I want to make available to my students.

The New Year's chart is set for midnight on New Year's Day. My computer program required me to use 00:01 as the arbitrary start to the year, for the longitude and latitude of the city in question. I then compared the incorporation chart, the New Year's chart for the year of the shooting spree and the timed shooting spree chart itself. I got so many hits, I was stunned - particularly to the town's natal Mars, which can represent a shooting. Use the Palm Bay incorporation chart. Then set a New Year's Day chart for 1987 for Palm Bay, FL. For your records, the time / date of the shooting itself was April 23, 1987, 6:30 pm.

If you want to play with ingress charts for the shooting event, you could set one for Palm Bay for December 22, 1986. Having given you that little piece of information, please know you may be mixing apples and oranges. Ingresses, city incorporations, and fires are all mundane. A human shooting other humans is *not* mundane. It just would be interesting to see if anything like that shows up! To date, I have not played with this. *Note:* The shooter William Cruse, died in prison November 29, 2009. You can Google the name of the killer for more news information to support any research you may choose to do. And for the other example, you could look at the Ingress Chart that preceded the fire, 00 Aries: March 21-22, 2008.



# How the Outer Planets Influence Man's Life and Events

*The Cultural Planets - Jupiter and Saturn*  
*The Generational Planets*

Although the ancients seemed to be aware of the outer three planets (\*see *The Twelfth Planet*, page 205 by Zecharia Sitchin), they did not use them in chart delineation. They worked with only the seven bodies: Sun, Moon, Mercury, Venus, Mars, Jupiter and Saturn, the seven spirits before the throne, the seven candlesticks (lights), the seven angels (heavenly bodies) of the Bible, all which could be seen from our earthly vantage point. The seven closer bodies specifically pertain to our practical, everyday, visible or conscious experience. But there is always more to experience besides just the visible. More recently, we have “discovered” three outer planets: Uranus, Neptune and Pluto. Notice I said discovered, not invented. There may be more, but this is more than enough to handle at this point. *Repeat: I am retaining Pluto in its planetary status.* These three have always been here within our system, just not consciously visible to us. Electricity existed and operated without our knowledge and still does. We did not invent electricity, we just discovered it and we are still trying to understand it. That which is invisible (unknown) resides in our unconscious. Once discovered, it becomes visible, which translates to known, and now must be included in our conscious experience. Uranus is occasionally visible under certain conditions, but was not identified as a planet for many years. Sporadic is a good Uranus keyword!

Fig. 99

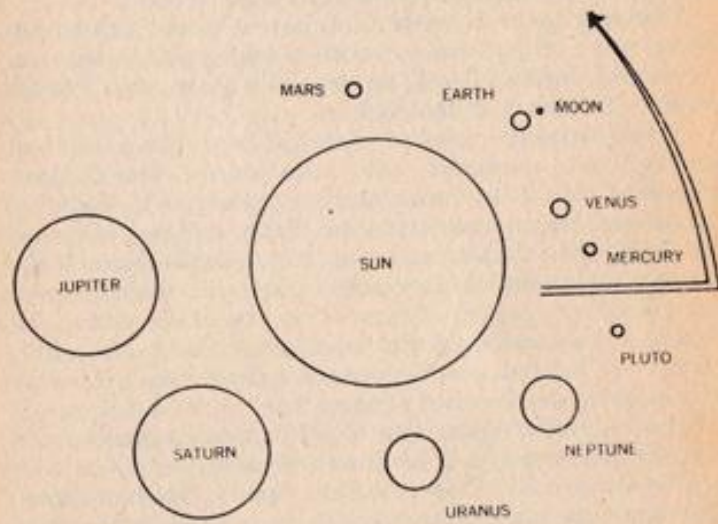


Fig. 100

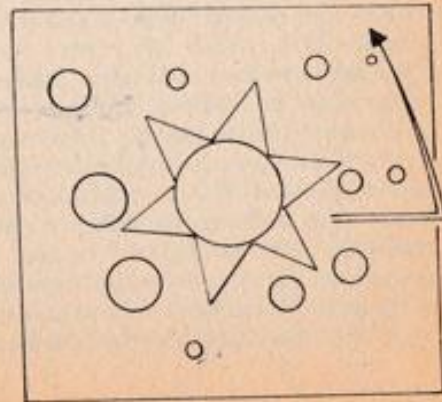


Fig. 101

Credit: *The Twelfth Planet* by Zecharia Sitchin

# The Cultural Planets – Jupiter and Saturn

Jupiter and Saturn refer to our cultural conditioning, overall philosophy and sense of responsibility. Jupiter's orbit of one sign per year, and around the zodiac in 11.86 years, affects the masses. Jupiter primarily refers to the environmental and cultural philosophic overview of one year's worth of human evolution, the principle of expansion or enlargement coupled with ritualistic or codified religious practices. Why? Jupiter is the principle of expansion that is *contained* within Saturn's principle of contraction or organization. Our religious or philosophic expansion can develop only to the boundary Saturn establishes. To achieve more abstract, less rigid, spirituality, we must pass outside the boundary and structure of Saturn.

Jupiter's contribution to evolutionary progress is quick by comparison to the orbits of the three outer planets, Uranus, Neptune and Pluto. Yet Jupiter's contribution systematically develops the culture's evolving philosophical skills in response to the cycle of evolution indicated by the slower moving bodies, Saturn through Pluto. Each outer planet contains the rest of the planetary system within its orbit of influence. Each influence acts as a theme or general influence to all contained within its individual circle (orbit), by sign progression and by stage-setting aspects, particularly to the outer planets. The outer planet sets the stage and the inner planet carries through the action.

Sign-by-sign, over a twelve-year orbital period, Jupiter offers quite a systematic pattern of cultural development. Society evolves and cultural philosophy develops with a natural flow. To me, Jupiter in a natal chart represents that cultural philosophy expressed through our family, clan and national identity. Wherever it is placed in the natal chart by sign, by house and aspect, it represents your philosophical approach as taught by your family and your developing society.

Saturn, with its incredible ring system, is the most distant planet we can see with the unassisted eye, the limits of our physical reality, or at least our *perception* of a limit to physical reality. Once space probes gave us a closer view, we realized that the rings around Saturn are far more structured and complex than originally thought. Scientists described one of the ring structures as a "braid" of loose rocks. Braided loose rocks?

To the ancients, Saturn represented the outer limits of the working solar system, the “Ring Pass Not” of occult literature. Metaphorically, we look at Saturn as our structural limits - how far we can expand ourselves within our own self-concept. It is our testing ground, what we can accomplish in a mundane, physical way. In order to reach into the more abstract qualities represented by the balance of our own solar system and the cosmos itself, you must prove your worthiness and that you have learned what is necessary. You are not able to pass into a greater frame of consciousness until you show that you know what you are doing with your primary lessons. Saturn is the planet of testing, but not in terms of some petty god sitting on a cloud making up idiotic tests. It is a process to determine your progress. You say, “I have mastered this.” Saturn says “Oh yeah, prove it to me!” This is how you determine if you truly have learned what you thought you did, or if you have whitewashed a problem and the problem still exists. We are allowed 29.46 years per zodiacal orbit, or 2½ years per sign.

Saturn is the wall you run into time after time as you learn and re-learn life’s lessons. It is Father Time and all the lessons we must learn about time and timing. Structure is Saturn’s domain, organization, responsibility, duty and obligation, boundaries, traditional behaviors and expectations. Saturn represents personal growth through the fulfillment of earthly obligations. The urge for self-discipline, the ability to solidify, crystallize or codify into useable form the essence of experience is Saturn’s milieu. It is the path one must take to evolve, and the price to be paid. As our outer boundary, Saturn is the giver of form, the sense of achievement with all of its ramifications. Saturn can show its effects through the more positive expression of structure. Since Saturn rules reality, its lessons tend to be painful.

Try to recognize that, although many consider this world on which we live to be “maya” or “illusion”. We are here living on and in this world and we have to deal with it. Until our level of consciousness and understanding exceeds the demands of this lifetime, this will continue to be our experience. We may use our creativity and evolution to build something better. But until we have that capacity, this is reality and we had better deal with it. We do not learn our lessons by avoiding them.

Saturn is the Lord of Karma. As you sow, so shall you reap, whether you set it in motion through action or non-action. Saturn is the teacher, the lessons to learn, the name and qualities of the teacher, and restrictions felt. People of Saturn’s sign and house position test you or act as teacher. Their job is to make that particular lesson more realistic, crystallized, defined, and clear. Saturn is the policeman, the long arm of the law. Saturn is maturity and getting old, the actual process of aging.

# The Generational Planets

Bode's Law There is order to the universe, even within our solar system. According to astronomical principles, the planets and their orbits are distributed in a mathematical progression outward from the Sun. This is known as Titius Bode's Law. Simply put, planets are located at measurable proportional distances from the Sun, with a couple of exceptions. Counting the distance from the Earth to the Sun as one astronomical unit (1 AU), Mercury is .4 AU, Venus is .7 AU, Earth / Moon is 1 AU, Mars 1.6 AU, the asteroid belt (missing planet?) 2.8 AU, Jupiter 5.2 AU, Saturn 10 AU, Uranus 19.6 AU, next planet 38.8 AU, next planet 77.2 AU. Neptune is far too close at 30.07 AU, creating a conundrum, and Pluto is at 39.52 AU, approximately where Neptune should be. Why? For my originating information on this, read Alan Oken's *As Above, So Below*, pages 243-4. Also look to the astronomy and mathematics websites for the scientific explanation.

Uranus takes 84 Earth years to complete one cycle through the zodiac, a little over the current normal human life span in the U.S., and it takes seven years to traverse a sign. How does this affect us by generation? A generation is equal to about twenty years.

- ✓ At seven years per sign, Uranus squares its own position in three signs of travel, or about 21 years.
- ✓ Generation gap? Stresses produced by progressive thinking as humanity collectively moves forward?
- ✓ In 42 years, Uranus opposes itself. Grandchildren? Another generation gap?
- ✓ Do you suppose you may have stumbled across one of the reasons there is such a gap?
- ✓ Remember that this gap in consciousness is normal for the progression of the human race. Evolution requires progression in human development. To stand still or to attempt to return to an earlier phase represents devolution.

Uranus rules lightning, earthquakes, explosions and surprises. Its job is to provoke, prod, and destroy outdated structure, and to look forward into the future and enlighten. Uranus makes screaming headlines. Saturn's job is to structure. Saturn rules from the past, our knowns. Uranus pushes us toward the future, the new. What can we learn about Saturn and Uranus in transits leading or following one another?

- ✓ Saturn completes its orbit in 29.5 years.
- ✓ Uranus completes its orbit in 84 years.
- ✓ Saturn goes around two (almost three) times in one Uranus orbit.
- ✓ So Saturn can either lead or follow repeatedly in an orderly pattern.

If Uranus precedes Saturn in orbit, existing structures are blown up and then Saturn comes along to bring order out of chaos - explosion followed by structure.

- ✓ What if Saturn precedes Uranus? Structure, then explosion. *WOW!*
- ✓ This arrangement may take a lot longer for the possibility of re-establishing a sound structure.
- ✓ Does it sound like what has been going on recently?
- ✓ By sign progression, Uranus systematically kicks open the doors of the future; in general through the sign, in particular by outer planet aspect.
- ✓ Because Uranus, Neptune and Pluto are outside Saturn's orbit, they are not bound by Saturn's rules.
- ✓ Each planet successively takes us deeper, wider, farther.
- ✓ Uranus awakens us,
- ✓ Neptune lures us through our imagination and vision,
- ✓ and Pluto psychologically changes us.
- ✓ For a more personal application, look to house position and individual aspect.

Neptune takes 164.7 years per zodiacal orbit, or 13.7 years per sign, with about fourteen years of the world's population born with a common Neptune principle. Considering how well we cooperate internationally, this must be buried deep within our subconscious. I certainly do not see it working in the external world.

I like to think of Neptune as the old image of the donkey with a stick dangling a carrot before his nose. Neptune dangles the shiny carrot of a better life, relationship, or possibility before the noses of humanity and we shuffle forward like the donkey attempting to reach the mostly unreachable prize. If we could not dream, hope, or believe, life with its harsh realities could be just too hard to take.

Neptune is our capacity to reach out for something more, something greater than we are. The cosmos opens, infinite possibilities emerge, we hope for more, and have faith in more. When positive, Neptune inspires and uplifts, bestowing the gift of the mystic and the artist, and the vision of the future. When negative, Neptune deludes, confuses, lies, builds pipe

dreams. Remember, positive and negative are a combination of choice of application and perception, one man's meat is another man's poison. By sign progression, Neptune lures us toward a better vision, in general through the sign, in particular by outer planet aspect. For a more personal Neptune application look to house position and individual aspect.

Before we finish with Neptune, here is a generational observation. Do you not find it interesting that Uranus transits two signs in fourteen years and Neptune transits a single sign in 13.7 years? They both line right up with the hormonal free-for-all that occurs to humanity's children around age fourteen! I swore that my four children left home and total strangers moved into their bedrooms at that age!

We all know the adage about adults going "over the hill" at age thirty. There is some real astrological reasoning why that is so.

- ✓ Uranus traverses four signs in 28 years,
- ✓ and Neptune traverses two signs in 28 years (another hormonal moment?).
- ✓ Saturn completes its full orbit in 29.5 years.
- ✓ The progressing Moon completes one full Sidereal cycle in 27 years and one full Synodic cycle in 29 years.
- ✓ Added to what is true for everyone as given would be the individual aspects that form in a personal chart. This information is true for every birth chart and progression, so all the changes encountered would make a tremendous difference in the perception and experience of a 30-year-old.

Pluto is the only planet in our solar system with an orbit inclined 17° to the ecliptic. All the planets orbit in approximately the same plane as the Earth, except Pluto. I read a description of the eccentricity of Pluto's orbit as three-dimensional as compared to the orbits of the other planets. All the orbits are not quite circular in nature or elliptical, which causes reasonable equality of travel through the signs, again except for Pluto. Pluto takes 248.6 years, with 20.7 years average per sign or mean motion. There is that 20-21-year averaged cycle again. In reality, Pluto travels twelve to thirty years per sign. Despite astronomers' demotion of Pluto to a planetoid, my 49 years of experience reading Pluto keeps it as a planet.

Also because of Pluto's eccentricity, Pluto at times crosses inside Neptune's orbit for about twenty years per full 164.7-year orbit. There is that generational number again, with Pluto traveling closer to the Sun and the inner planets than Neptune. Most recently, this occurred Feb 7, 1979 to Feb 11, 1999\*. Pluto rules the underground, that which lives or is buried

beneath the surface. Translated into human terms, the unconscious, psychological in nature. Pluto acts like a roto-rooter churning up what has been buried, digging it up, bringing it to the surface into visibility and consciousness, and forcing us to face our personal cans of worms, collectively and individually.

•<https://starchild.gsfc.nasa.gov/docs/StarChild/questions/question5.html>

Pluto rules the extremes in human nature, annihilation, transformation, and regeneration. Consciousness forces the objective healing of these subjective energies. Generationally, we must unearth that which needs purging in human consciousness, and that is not particularly pretty. By sign progression, Pluto systematically purges the unconscious - in general through the sign, in particular by outer planet aspect. For a more personal application, look to house position and individual aspect.

When I originally wrote this material in August of 2001, two more small planets were discovered outside Pluto's orbit in the Kuiper Belt, which is the inner segment of the Oort Cloud. Are they planets, escaped moons, asteroids or comets in the making? New energies to learn! In 2007, Pluto was removed from the major planetary society and relegated to dwarf planet status along with the two larger planets discovered in that same realm of space. Recent advances in far viewing have placed them as planetoids or dwarf planets. At these distances, it is difficult to know if a body is an asteroid with more dirt than ice or a comet with more ice than dirt. Dwarf planet status makes them dense in composition and larger than an asteroid.

You may see the effects of the outer planets on world evolution by watching sign ingress of the three outer planets. Start with the discovery charts:

- ✓ Uranus March 3, 1781 in England,
- ✓ Neptune September 23, 1846 in Germany,
- ✓ and Pluto February 18, 1930 at the Lowell Observatory in the USA.

Geocentric Uranus was at 24 Gemini 23, Neptune was at 25 Aquarius 53 and Pluto was at 17 Cancer 46 upon their discoveries. Neptune and Pluto were retrograde. This is the moment when the unconscious energy of an invisible, yet existing, planet became conscious. As an exercise, watch the outer planets as they progress through the signs – consciously, visibly.

- ✓ Examine Uranus for invention and breakthroughs,
- ✓ Neptune for inspiration such as music and film,
- ✓ Pluto as the psychologist / psychiatrist revealing humanity's psychological basement. These are the unfolding processes that affect evolution.

But how do we determine the core principle of this process? Look to the planting of the seed itself!

- ✓ The seed concept is always the conjunction between the bodies (phase wheel).
- ✓ The balance of the aspects work on the seed that was planted at the conjunction (again, the phase wheel).
- ✓ In any conjunction, the outer planet anchors the concept, and the inner planet carries out the action and also informs the outer planet. Both planets are thereby changed by the experience.

Conjunctions generationally by epoch:

- ✓ Neptune / Pluto synodic cycle = 492.828 years, two cycles of Pluto, three of Neptune, half a millennia.
- ✓ Uranus / Pluto synodic cycle = 127.28 years(?), almost two cycles of Uranus, ½ cycle of Pluto, six-to-seven generations.
  - [https://cyclesresearchinstitute.org/pdf/cycles-astronomy/arnold\\_theory\\_order.pdf](https://cyclesresearchinstitute.org/pdf/cycles-astronomy/arnold_theory_order.pdf)
- ✓ Uranus / Neptune synodic cycle 171.4 years, one cycle of Neptune, two cycles of Uranus, eight generations.

Add the cultural factor to the generational factor (synodic cycles given where available).

- ✓ Jupiter takes twelve years; its base starts with twelve, then adds the time it takes to catch up to each planet, brief moments in the time patterns discussed, but a necessary part of the evolutionary process.
- ✓ Jupiter conjuncts Saturn in 19.86 years at an advance of 243°.
- ✓ Each 198 years, 265 days, conjunctions occur in a sign of the same element.
- ✓ Every 800-960 years, the conjunction returns in Sagittarius, called the Grand Climatic conjunction, which marks supreme epochs in the history of mankind.
- ✓ The ancients considered the Saturn / Jupiter conjunction in a natal chart a “fresh start” lifetime.
- ✓ Jupiter conjunctions to Uranus at just under fourteen years. Puberty?

- ✓ Jupiter conjunctions to Neptune at just under thirteen years. Puberty?
- ✓ Jupiter conjunctions to Pluto (and do remember Pluto's orbit is very eccentric, so time may distort) twelve-thirteen years. Puberty?
- ✓ Could these collective conjunctions contribute to hormonal fluctuations?
- ✓ Saturn takes 29 ½ years to orbit, plus the time it takes it to catch up to each outer planet.
- ✓ The Saturn / Uranus synodic cycle 45.36 years, slightly over two generations.
- ✓ Saturn / Neptune is about 36 years, which is also three Jupiter cycle returns.
- ✓ Saturn / Pluto (and again, do remember Pluto's orbit is very eccentric, so time may distort) is 32-38 years, again close to Jupiter's return cycle, depending upon the sign.

Weather, politics, economics, social and cultural evolution, warfare, health and disease, famines, renaissance, migration - circles within circles. We are currently governed by these conjunctions. My original research gave *heliocentric* positions, which are very close to geocentric positions in these longer timespans. Note that the Saturn / Neptune 2026 position is geocentric.

- ✓ Neptune / Pluto 1/1/1892 at 8 Gemini (intellect and reason), next about 2390 at 12 Gemini.
- ✓ Uranus / Neptune 4/21/1993 at 19 Capricorn (business and responsibility), next about 2165 at 7 Aquarius.
- ✓ Uranus / Pluto 1/8/1966 at 17 Virgo (work and service), next about 2110.
- ✓ Saturn / Pluto 12/24/1982 at 27 Libra 16 (relating and cooperation), next 1/2020 in Capricorn. (This has already occurred for this 2022 rewrite of this chapter, in effect NOW!)
- ✓ Saturn / Neptune heliocentrically 7/18/1989 at 11 Capricorn 5 (business and responsibility) triple pass; then Feb 20, 2026 at 00 Aries (geocentrically)\*. <https://isaraastrology.org/raymond-merriman-the-saturn-neptune-phases/#:~:text=The%20Saturn%2FNeptune%20cycle%20has,an%20other%20known%20as%20an%20aspect>
- ✓ Saturn / Uranus 6/9/1988 at 28 Sagittarius 55 (philosophy and expansion), next 7/2032 in Gemini.

Neil Michelsen's *Tables of Planetary Phenomena* is a marvelous technical resource. I found incredible pieces of information with which to work.

<http://www.ask.com/web?q=What+is+the+synodic+cycle+of+Uranus+to+Pluto&search=search&qsrc=0&o=0&l=dir>

<http://www.astrologyweekly.com/dictionary/uranus-cycle.php>

Also, online Wikipedia encyclopedia has enormous tools for all this study.

[http://en.wikipedia.org/wiki/Main\\_Page](http://en.wikipedia.org/wiki/Main_Page)

*Polaris* Another, even more major cycle is at work outside our solar system, invisible unless someone points it out to you, but effective nonetheless. At present, Polaris, our north star, is our pole star. It is one of four in the approximate 26,000-year precession cycle.

- ✓ Our north pole (see it as a soda straw) is moving to its best alignment with Polaris in 2095 AD, off perfect alignment by only 26'30", which is close to the tilt of the Earth on its axis, or less than ½ degree from exact.
- ✓ It will then slowly recede from the alignment as it begins to move towards the next pole star, which will be Alpha Cephei, thousands of years (about 6500) in the future.
- ✓ In 1990, Polaris was listed at 28 Gemini 25, moving approximately +8.2' every ten years. The closest we can move to an exact alignment (conjunction) is 26'30". 00 Cancer is the conjunction point, because that seems to be where it is headed, less the 26'30",
- ✓ the critical position in 2095 is 29 Gemini 33'30".
- ✓ Declination is 89 north.
- ✓ The 1990 position was close, only 1°8'30" off, and getting closer every day. Our NOW! Once every roughly 26,000-year precessional cycle.

Only one period during a 6500-year precession quadrature draws in the strongest influence of the pole star. We are currently within that period. As the alignment perfects itself, the influence will grow stronger. In 2000, our alignment with Polaris moved 8.2' closer, placing us within that 1° orb used by astrologers for fixed star alignments. The influence promised by Polaris is being directly funneled into our soda straw north pole now.

Do you suppose energy, magnetism, vibration, or cosmic influence by Polaris may have anything to do with the depletion of the ozone layer near the poles? Or could the alignment perhaps affect the distortion of the aurora borealis, our northern lights? Or the warming of Earth's north and south poles and the breakup of large ice masses?

Few modern Astrologers seem to be paying attention to this 6500-year alignment. To me, this is probably the really important alignment to watch. Vivian Robeson's *Fixed Stars* was my original source.

I get frequent calls from newspapers, clients, friends and other astrologers about the "new alignment of the planets", such as the "harmonic convergence" or similar. These are truly minor in comparison to this lineup with Polaris. When the May 5, 2000 alignment with the seven inner planets in Taurus was a topic of discussion, I was puzzled why May 5<sup>th</sup> was picked, because to me May 3<sup>rd</sup> was the key date of the alignment. May of 1959 B.C. had a far tighter Taurus seven-planet conjunction, and we survived that one. Seven planets in one sign are rare. Ordinary stelliums, which are three or more planets in a single sign, are not really that rare. Random examples (this is an incomplete list) show:

June 22, 1881 / seven in Taurus  
May 7-8, 1940 / five in Taurus  
May 22-June 10, 1942 / five in Gemini  
July 31-August 2, 1943 / five in Leo  
August 15-16, 1947 / six in Leo  
August 5-6, 1948 / five in Leo  
September 22, 1952 / four in Libra  
June 30-July 2, 1954 / five in Cancer  
February 4-5, 1962 / seven in Aquarius  
February 8-9, 1986 / five in Aquarius  
August 25-26, 1987 / five in Virgo  
June 6, 1993 / three in Capricorn  
January 24-26, 2001 / five in Aquarius  
May 3-5, 2001 / six and seven in Taurus  
May 23-25, 2001 / five in Gemini

I previously mentioned the time when the astrological world was buzzing with several planets at 17° of anything. It was supposed to produce some phenomenal result. Nothing happened. I could look at 17° as a numerologist. I could look up symbolic degrees in various reference texts (multiple signs). I would not, however, predict dire or earth-shattering events, especially if such astronomical phenomena occurred with any regularity. Astrologers traditionally use material that has been handed down from antiquity, material that has proven or disproven its worthiness over the ages. New research proven by additional research and researchers is what brings new valid material, not sensationalism or egotism.

# New and Full Moons, Eclipses and Triggers

*Eclipse Aspects  
Saros Eclipse Cycle  
Metonic Eclipse Returns  
Pre-Natal Eclipses  
Sabian and Other Symbolic Degrees*

The “lights”, the Sun and the Moon, are the two dominant bodies of our earthly experience, the Sun due to its sheer mass and the Moon due to its proximity to the Earth. From Earth’s perspective, they appear to be close to the same size, and therefore were considered equal in stature. The ancients believed these bodies were Father and Mother.

The Moon has no light of its own and only reflects light from the Sun, as do all the planets. True, Jupiter is a small sun that creates light of its own, but not enough to broadcast that light over the vast distances required. Think about what that means: only the Sun has the power to generate the light and heat needed for existence. Everything else in our system is seen by its reflection of our Sun’s light. Astrology must translate clinical facts to human experience through metaphor.

From our earthly perspective, the Sun travels *about* one sign or 30° in thirty days, or 360° of orbit in 365 ¼ days.

- ✓ The Moon travels the entire Zodiac (360°) in 27 1/3<sup>rd</sup> days, which is one sidereal month.
- ✓ Sidereal measures start from a single point and return to that same point. Are both bodies again at that original point? If slightly displaced, then...
- ✓ the moment when the Sun and Moon are together in the same area of the sky is called conjunction and determines the beginning of a new cycle - the new moon. This timing is referred to as the synodic month.

Because the Sun is so bright, the Moon's conjunction is not always visible to us. The Sun's light is illuminating the side of the Moon away from Earth's perspective. This is also referred to as the "dark of the Moon". About two weeks later, when the Moon has traveled around the Earth to its farthest distance from the Sun or in opposition to the Sun from Earth's perspective, the Moon is as fully illuminated by the Sun as is possible (slightly over half), and is called the Full Moon. New Moon phases occur every 29 ½ days, the synodic month, conjunction to conjunction (both bodies lined up at the same location), with the Full Moon phase occurring two weeks before or two weeks after. Each year has 12 ½ new and full Moon cycles, or 25 pairs every two years. The synodic cycle is the astrological phase wheel itself.

In the space of a month, approximately 59% of the Moon's surface is directly visible to the Earth\* due to:

- ✓ the rocking motion of the Moon called libration,
- ✓ the 6½° tilt of the Moon's axis, and
- ✓ the fact that the Moon revolves faster at perigee (point nearest the Earth) than at apogee (farthest from the Earth).

Astrologers pay attention! I have just told you that slightly over half of the Moon's energy is visible and therefore conscious to us, ever! That leaves a slightly smaller percentage which is not visible and is therefore unconscious. That was true until we orbited the Moon in our handy-dandy spacecraft and took pictures of its dark side! We made our emotional body's dark side visible! And you thought this emotional insanity we have been experiencing was accidental or the "Wrath of God", which I instead call the "Stupidity of Man".

Lunar Phase Study the technique to understand the overall concept of New and Full Moons. But briefly, as the giver of light, the Sun illuminates all the other dimensions of being within this solar system. All the bodies we use astrologically are reflections of the Sun's light. This is an astronomical statement which may be interpreted astrologically. The Moon as the closest body to us, orbiting Earth at a common point about 1000 miles beneath Earth's surface, and is continually bathed in sunlight on the side facing the Sun. As the Moon orbits Earth, that sunlit side is at times turned towards us, and at other times it is facing away from us. This changing visibility of reflected light causes Earth's Moon to go from totally dark to a fully lit circle. At no time do we see the whole of the Moon because it also revolves on its own axis, but at an axial speed that always keeps only one side of the Moon facing us. We were never able to see the other side - until we sent the cameras into space.

Because this is a specifically measurable cycle, lunar phases are one of the oldest human records.

- ✓ First, the Moon and the Sun conjoin, and the Moon goes dark - the New Moon.
- ✓ As the Moon continues in its orbit, a crescent of light shows a few days later,
- ✓ gradually increasing in light to the Full Moon,
- ✓ and then decreasing in light until the next New Moon.
- ✓ Eight phases are marked - four as the Moon increases in light, termed waxing,
- ✓ and four as the Moon decreases in light, called waning.
- ✓ The waxing New Moon (dark) begins the phases,
- ✓ then becomes the sliver of light called the Crescent Moon,
- ✓ then grows in light (waxing) into the 1<sup>st</sup> Quarter that looks like half a moon,
- ✓ then Gibbous with its full bulging pregnancy look.
- ✓ Full Moon shows the whole circle of the Moon.
- ✓ Once full, the Moon then enters its waning phase.
- ✓ The Disseminating phase reminds you of the Gibbous phase but with the bulge on the other side as the Moon is diminishing in size (it has discharged or is discharging its cargo).
- ✓ Last Quarter illuminates the other half of the Moon.
- ✓ Balsamic looks like the reverse sliver of the Crescent,
- ✓ and then the final phase illuminates the back side of the Moon
- ✓ as it begins again at a new conjunction with the Sun, the succeeding New Moon.

This is as far as I will go at this time with the phases, because this lesson focuses only on the New and Full Moon phases and the occasional eclipses they produce. Phase wheel material is covered in my *Summer of Aspects* workbook which you can find at [marilynmuir.net](http://marilynmuir.net). There are two main considerations in these two phases.

*New Moon* No light is shown. It is an *implied* beginning, the conjunction with the Sun, that is intuitively but not consciously known, a feeling of a new beginning rather than outward knowledge. When a farmer starts his crop, the seed is planted in the ground, hidden and darkened in the womb of physical life. This is considered the best time to start projects. Visibility of that start occurs as the crescent phase develops.

Full Moon is full illumination. Unusual activity may surface, but you can definitely see what is going on, total reflection between the conscious / unconscious forces. This is the best time to resolve or culminate projects (endings and resolutions). The moment the Moon becomes full, it transitions from the building, waxing phase directly into the waning, distribution cycle.

A secondary consideration would be triggers to these two points produced by the squaring of them called the quarter Moons. These do not usually produce new action, but may time an event or produce a mini-crisis relating to the action already underway at the building 1<sup>st</sup> quarter point, and the distribution leading to the clearing 3<sup>rd</sup> quarter point.

Many astrologers use the New Moon as a monthly predictive technique. I have never done much with this because there are so many techniques to work with and you must triage your choices. You pick some techniques to work with and you leave out others, your Astrological Choices (also a book located on my website). I know enough to explain the technique to you and to refer you to the experts.

Sophia Mason is a Midwestern U.S. astrologer who has a booklet called Forecasting with New and Full Moons. Her work is a great place to begin. Here are a couple of general tidbits and one specific from her teachings:

- ✓ Each New Moon is in effect until the next New Moon.
- ✓ The Full Moon is in effect for two weeks.
- ✓ The Quarter Moons are in effect for one week.
- ✓ The New Moon sets the stage and the Full Moon brings it to full visibility.
- ✓ The quarter moon brings minor irritations of an everyday nature unless it is within 1°, and then it can act as a trigger for a mini-crisis. It can “cause upsetting change of direction or circumstance requiring altering of personal plans. The house and sign position of the natal planet becomes a focal point and should reveal to whom or what is involved.”

Pat Benis Miller in her Illustrated Manual for Teachers and Students suggests:

- ✓ New Moon to 1<sup>st</sup> quarter: instinctive need for activity.
- ✓ 1<sup>st</sup> quarter to Full: struggle towards fulfillment.
- ✓ Full to 3<sup>rd</sup> Quarter: need to assimilate experience.
- ✓ 3<sup>rd</sup> quarter to New: many changes with difficulty in adjusting.

I have used these teachers' concepts regularly and concur with their conclusions. In addition, I call the final 3<sup>rd</sup> to New quarter the "letting go" phase, lots of releasing, clearing the stage and preparation for the New Moon that is to come.

## Eclipses and Triggers

Our astrological roots go deep into man's history, with our symbolic language derived from actual experience. Primitive man believed that serpents, monsters, or anti-heroes were devouring the Sun as the dark shadow of the eclipse slowly marched across the solar disk. At times, the Sun seemed to vanish altogether. In some cultures, entire communities would create as much racket as possible to frighten the monster and drive it away from the god-like Sun. Since an eclipse of the Sun is very short-lived, the community would succeed and the Sun would emerge victorious over the threatening shadow so the community would feel their efforts were successful.

Imagine the shaman or mage who knew the star patterns and could predict when an eclipse could occur, how much of the Sun would be devoured: partial or total, and when the Sun would emerge victorious over the interloping shadow. Imagine a crafty leader using such knowledge to his political advantage! Imagine a people falling under the spell of a leader or philosophy that believed that such knowledge was the tool or the work of the devil and that only he / they knew the truth, and only he / they did God's work. All others were wicked and evil (sermonizing over). Eclipses have been known to stop a battle or begin a war - or serve as an "omen" to the warring factions.

*What is an Eclipse and how does one form?* Occasionally, the Sun, Moon, and Earth form a relationship where the Moon interrupts the light from the Sun or the Earth interrupts the flow of sunlight to the Moon, and an eclipse occurs. If the Moon obscures or occults\* the Sun, the eclipse is solar. If the Earth obscures the Moon, then the eclipse is lunar. Solar Eclipses occur at New Moon and Lunar Eclipses occur at Full Moon. When the Sun / Moon conjunction or opposition is close to the lunar nodes, eclipses occur. How close?

- ✓ A partial Solar Eclipse can occur when the Sun / Moon pair conjuncts either the north or south lunar node within  $18^{\circ}31'$ .
- ✓ A total Solar Eclipse occurs within  $11^{\circ}15'$ .
- ✓ A partial Lunar Eclipse can occur within  $12^{\circ}15'$  of conjunction of the Sun / Moon pair at both nodes.
- ✓ A total Lunar Eclipse occurs within  $6^{\circ}$  of the opposing nodes.
- ✓ The closer the degree of the Sun / Moon to the lunar node(s), the more total the eclipse.
- ✓ In a partial eclipse, some part of the Sun or Moon is still visible, as the lineup is not quite perfectly aligned.
- ✓ A corona effect, or ring of light on the outer edge of the body, can occur with the outer rim of the occulted object visible and this eclipse is termed “annular”.

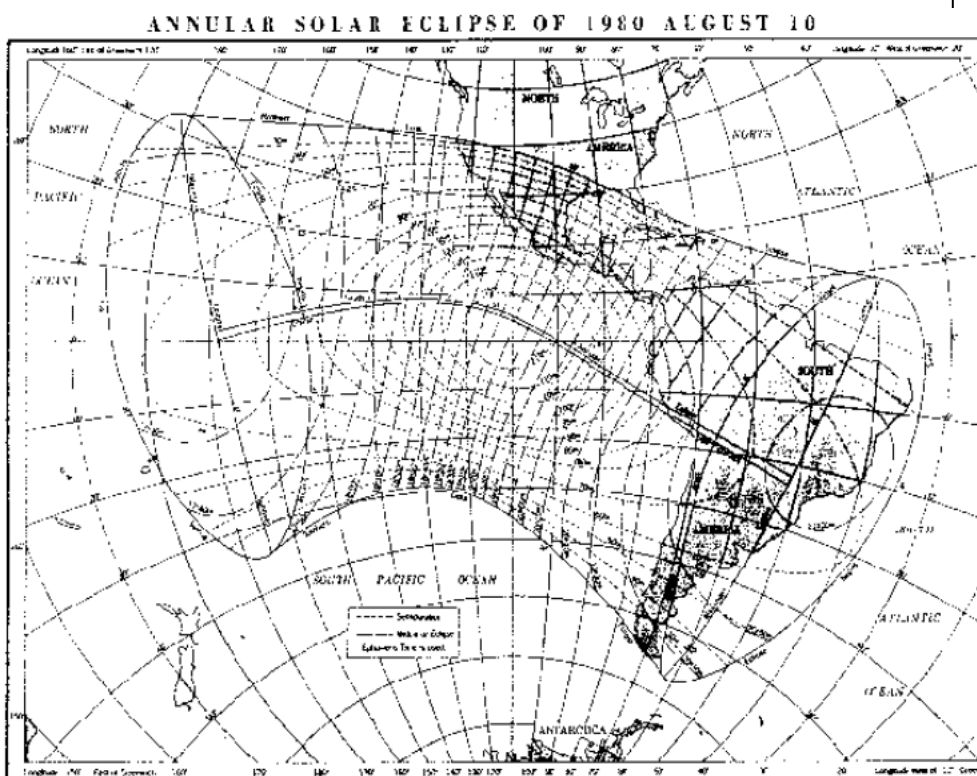
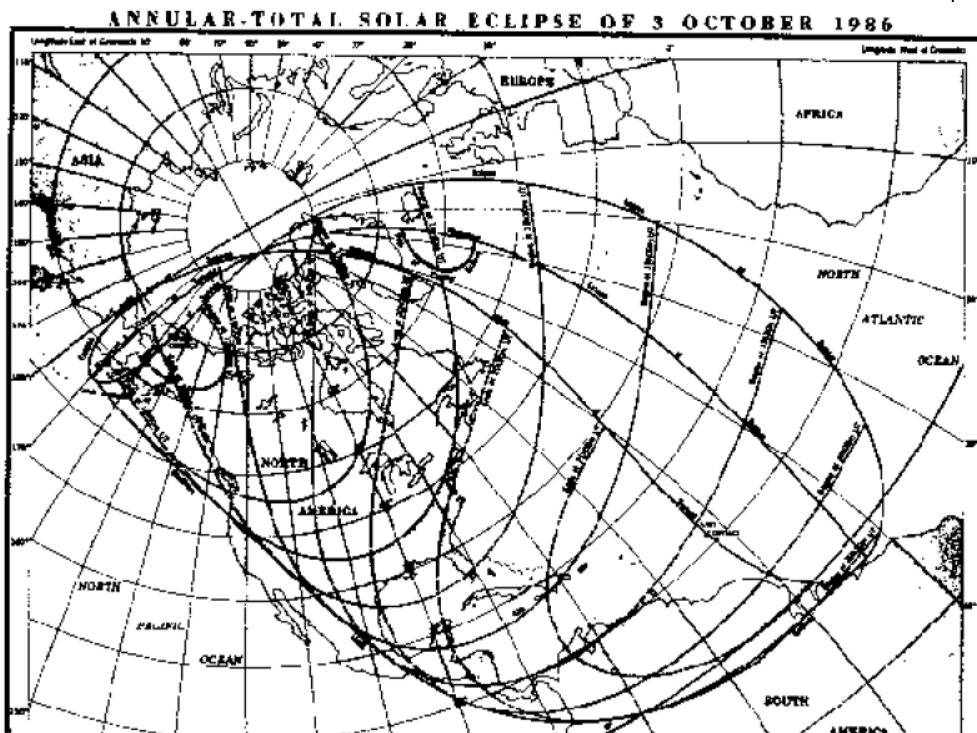
[http://en.wikipedia.org/wiki/Solar\\_eclipse](http://en.wikipedia.org/wiki/Solar_eclipse)

(\*Occultation occurs when the Moon obscures another body.)

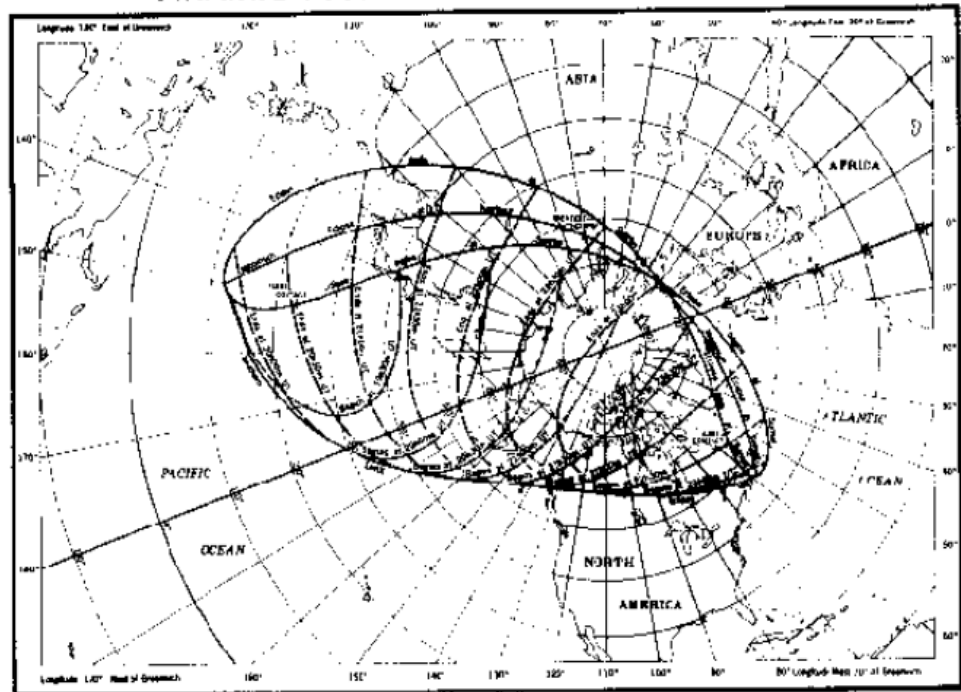
Each Solar Eclipse is visible to only a limited portion of the Earth.

- ✓ Because the Moon blocks the light from the Sun, a Solar Eclipse actually traces a path across the Earth, like a pencil,
- ✓ the path of maximum darkness or the umbra (called full shadow).
- ✓ Adjacent to this path, on both sides, is a wider band of only partial darkness called the penumbra.
- ✓ A long Solar Eclipse lasts a maximum of seven minutes, 32 seconds, but during that time:
  - Earth’s temperature at the location of the eclipse path can drop by  $10^{\circ}$ , a wind picks up, and bats have been known to fly, anticipating darkness.
- ✓ How could something as small as the Moon obscure something the size of the Sun?
  - Distance equalizes the size differential and the Moon looks as large as the Sun from Earth’s perspective.

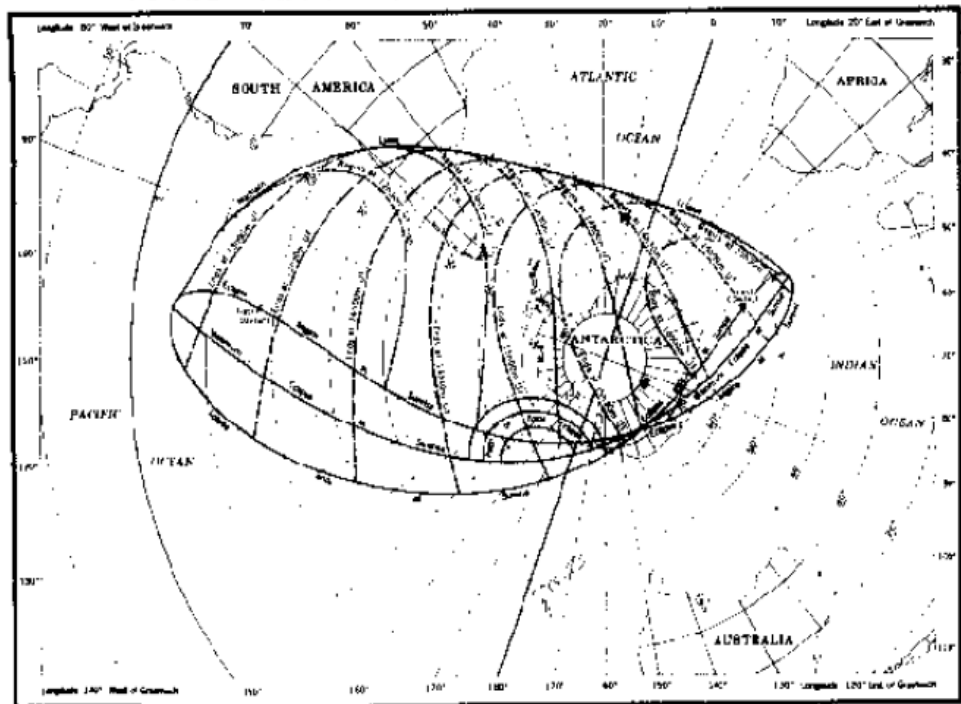
To show the complexity of individual eclipses, here are five example diagrams of very old eclipse patterns as each affected the world in varying shapes and patterns (credit *Astronomical Phenomena for the Year 1981*, Washington: U.S. Government Printing Office). Each Eclipse is unique.

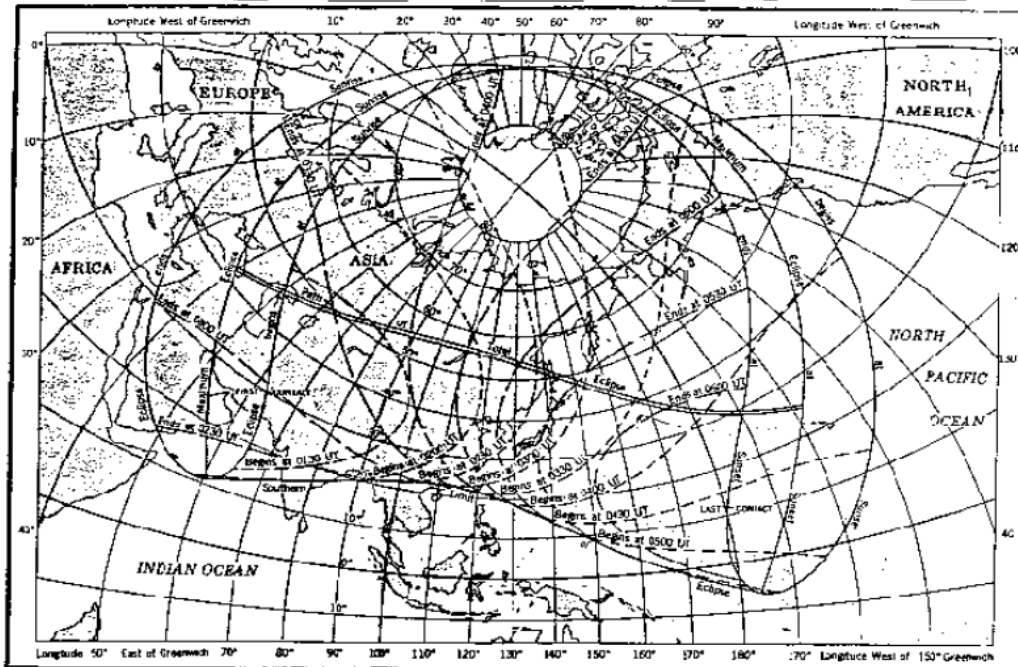


# PARTIAL SOLAR ECLIPSE OF 1985 MAY 19

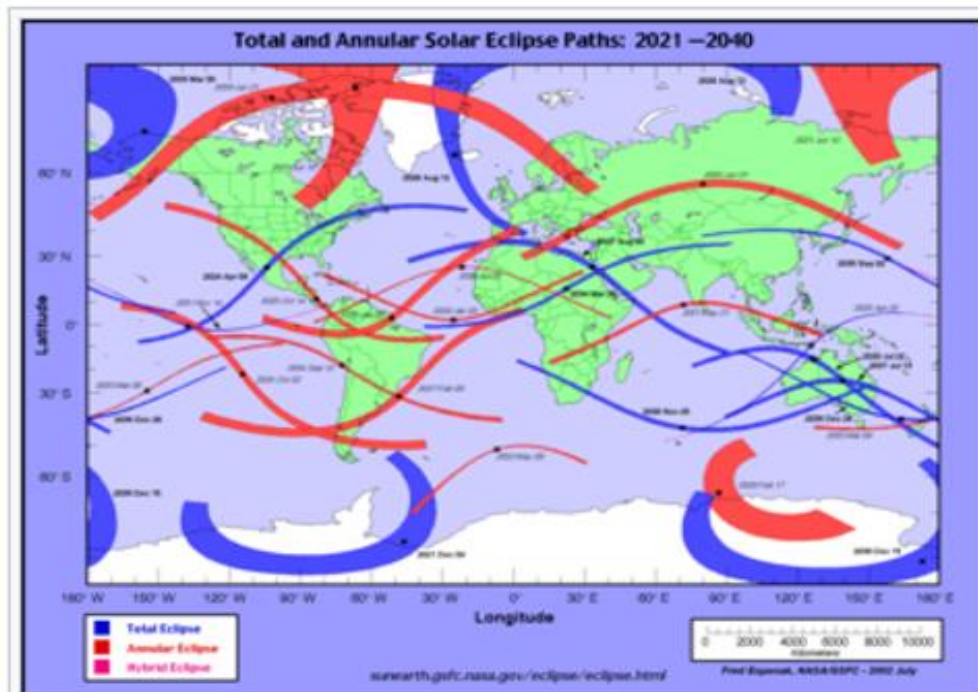


# TOTAL SOLAR ECLIPSE OF 1985 NOVEMBER 12





The Eclipse paths from 2021-2040 are on one Wiki diagram, provided here.



Eclipse path for total and hybrid eclipses from 2021 to 2040.

Nicholas DeVore's *Encyclopedia of Astrology* has an extensive section on eclipses, covering far more technical points than is intended for this book. This is a key resource in my personal library, and I suggest you keep a copy on your astrology bookshelf for frequent reference and explanation. I also like Robert Jansky's *Interpreting the Eclipses* and Sam Bartolet's *Eclipses and Lunations in Astrology*.

*Where do eclipses fit in?* A Solar or Lunar Eclipse is a regular part of transiting positions. Usually occurring about 5½ months apart, the Solar Eclipses line up with the Moon in front of the Sun within 18° of either lunar node at the New Moon and can time major events in your life. Once upon a time, I downplayed the importance of a Lunar Eclipse, but the Virgo / Pisces Lunar Eclipses in 2002 taught me a difficult and very personal lesson. Lunar Eclipses work just as strongly as Solar Eclipses - just differently!

Positioned within two weeks on either side of the Solar Eclipses, Lunar Eclipses occur at the time of the Full Moon when the Sun's light is blocked by Earth's shadow on the Moon. Both the Solar and Lunar Eclipses are, in effect, an interruption of the energy or light transmitted by the Sun. The blocking body creates a shadow effect.

- ✓ In a Solar Eclipse, that total blocking can take up to 7.5 minutes.
- ✓ In a Lunar Eclipse that total blocking can take up to two hours.
- ✓ As mentioned, depending on the exact lineup or lack of exactitude, the eclipse can be partial or total.
- ✓ Also, the shadow itself can be total / umbral or partial / penumbral.
- ✓ In addition, a visible eclipse is stronger in any chart than an eclipse that may not be as visible elsewhere on the Earth.

I have noticed that an eclipse is strongest at its activation, strong at the 90° passage of the Sun square that eclipse point, and strong if Mars makes a hard aspect to the eclipse point. Activation is also possible from hard aspects of the outer planets to the eclipse point. Such transiting aspects act as second hands on a clock. Eclipses appear to me to lose strength when the next similar eclipse takes over, but many Astrologers give Solar Eclipses a year of power.

According to Devore, “the temperature on the sunlit Full Moon exceeds the boiling point of water at which time it emits infra-red rays that are several times more intense than the rays it reflects from the Sun. During the first five minutes of a Lunar Eclipse, the surface temperatures fall far below the freezing point, and the emission of the infra-red rays ceases.” That is not an incidental effect! Lunar Eclipses are quite powerful in their own right.

To reiterate, visible eclipses equate to strength of chart impact. An eclipse visible on the other side of the Earth does not have as much impact on a native on the non-visible side of the Earth. It is almost as if the mass of the Earth diminishes the power of the eclipse when it is not visible to the native. The eclipse as a trigger still works, but the impact seems to be lessened if it is not also visible.

For most of my astrological life, I have used that statement for all eclipses. While writing that previous paragraph, I had an epiphany, a realization. That specific statement is true only of Solar Eclipses. When a Solar Eclipse occurs, it can occur only at a location on the globe that is in daylight. The Sun needs to be visible so it can be occulted at the eclipse point, so it must be daylight for a Solar Eclipse to occur. The Lunar Eclipse occurs at the Sun / Moon opposition point. Our rapidly spinning globe allows the world to see the Full Moon / Sun relationship on the horizon line all over the world within a 24-hour period, all very visible. We all know the impact of a Full Moon on humanity regardless of where it occurs on the globe. However, the moment that Full Moon becomes an eclipse occurs only in one specific location on the globe and that is the moment of peak power for that eclipse. Both types of eclipses peak at a specific moment in time, but the experience itself and the effect is different. Why? The types of eclipses are different.

Many years ago, I sat in deep meditation at the time of a Full Moon wondering if anything could be experienced at the moment that Full Moon became perfect. That means that exactitude of opposition occurred at my physical location on a beach in Boca Raton, Florida. It was a Leo Full Moon. An incredible wave of energy passed over me in a tiny moment of time, very observable on an abstract level. Nothing physically difficult (see following side-note) transpired at that exact moment, but a strong but subtle internal experience did happen for me. The effect is tangible - we just ignore it most of the time. The moment and the location of the eclipse will evidence the strongest impact.

*Fun Side Note:* Several of my students had accompanied me to the beach for the meditation. A concerned policeman thought to warn us that we were vulnerable to predators. My students alerted me, and when I opened my eyes, I was looking directly at a policeman in full police regalia bending over me in concern, backlit by the Full Moon. His aura was *huge* and it was electric blue. I was stunned and very vocal. I am sure the very nice officer thought I was a babbling idiot or on something pretty powerful. His genuine concern was evidenced by his absolutely beautiful aura. That. moment was electrifying to witness!

A global map of the Solar Eclipse paths is useful in determining which location and residents on the globe will feel more impact from any solar eclipse. <http://eclipse.gsfc.nasa.gov/SEatlas/SEatlas.html>



Even more fun is:

<http://www.google.com/search?hl=en&q=Eclipse+paths&btnG=Google+Search>

Or just Google “eclipse paths” for a plethora of information.

A Lunar Eclipse shows the light of the Full Moon being gradually eliminated by a dark circle. The movement of the Earth between the Sun and the Moon that can last up to two hours while applying and separating. The light of the ego (Sun) illuminating the emotions (Moon) is interrupted and the emotions are in full flow, but without the direction of the will. Now can you see what is produced under the Full Moon. Again, not all eclipses are visible simultaneously from various parts of the Earth. Visibility is a strong indication of impact.

Lunar Eclipses may or may not accompany a Solar Eclipse if the lineup does not fall properly. But, if so, they will be about two weeks on either side of the eclipse. Why? Proximity to the nodes is the criteria. We can have more than two Solar Eclipses per year, but two would be average. We can have two to five Lunar Eclipses per year, and again two would be average. The more eclipses, solar or lunar, the more times of impact. Seven would be maximum in a year, including both types.

*How do you read an eclipse?* As usual, you read by sign, by house, by aspect to the natal and potentially the same way to the progressed chart. Keep the orb tight ( $5^{\circ}$ ), with conjunctions, oppositions, and squares having the most impact. Sextiles and trines show minimal effect. Timing: the tighter the aspect, the more perfect the timing. Wider aspects indicate timing of events that occur separate from the eclipse date. I use  $1^{\circ}$  on either side of the degree / date = one week, therefore  $5^{\circ}$  could equal five weeks. Eclipses are known to act both before and after the actual date of the eclipse. A closer orb equals a stronger effect.

The Solar Eclipse, as a New Moon phase, implies a beginning, a time to initiate, a planting of a seed which is usually buried in the dark. As mentioned, this is called the dark of the Moon and the impact is that which is intuitively, but not consciously, known or outwardly seen. The emphasis on the Sun represents life impact, lessons of importance, objective reality, and the impetus of energy at a point of initiation.

The Lunar Eclipse / Full Moon phase implies something coming to fruition in its fully visible stage, culmination and / or resolution. Emphasis on the Moon represents the unconscious forces, emotional upheaval, and subjective reality.

### *Eclipses by Sign and House*

- ✓ The easiest way to define the mannerism of an eclipse is by sign.
- ✓ The easiest way to define experiential impact of the eclipse is by house.

While houses and signs are not synonymous, they can be paired for ease of learning. I see a sign as a lens coloring the expression or the “how” of an energy (or body, which is the “what”). I see the house as the arena of experience or the “where”.

An eclipse in either a sign or a house is one part of an axis. If you write with the point of a pencil, the eraser end also gyrates. Since eclipses must occur close to the nodes of the Moon, the north / south nodes are in opposition (an axis) by sign and therefore by house position, simultaneously. If the eclipse is lunar, the Sun and Moon are in opposition (axis) visible by both sign and house. If the eclipse is solar, the Sun and Moon are together (conjunct) at one end of the nodal axis. The axis still exists. Wiggle your pencil, both ends gyrate - it is just an unconscious action. What do the axes represent?

<u>Sign / House</u>	<u>Aspect</u>	<u>Sign / House</u>	<u>Aspect</u>	<u>I prefer Jansky's notes</u>
Aries / 1 <sup>st</sup>	opposed	Libra / 7 <sup>th</sup>	relating	also identity, recognition
Taurus / 2 <sup>nd</sup>	opposed	Scorpio / 8 <sup>th</sup>	resource	property, value systems, sex
Gemini / 3 <sup>rd</sup>	opposed	Sagittarius / 9 <sup>th</sup>	thought	communication, siblings, in-laws
Cancer / 4 <sup>th</sup>	opposed	Capricorn / 10 <sup>th</sup>	security	domestic, career, group identification
Leo / 5 <sup>th</sup>	opposed	Aquarius / 11 <sup>th</sup>	creativity	love given and received
Virgo / 6 <sup>th</sup>	opposed	Pisces / 12 <sup>th</sup>	service	necessities, suffering, confinement

A sign colors the expression of the eclipse by the nature of that sign. Use the usual keywords for the sign and include qualities, elements and gender. One half of each pair relates to the self or "I". The other half of each pair relates to others as individuals, "you," and to the collective "we".

- ✓ Cardinal initiates. Fixed establishes. Mutable distributes.
- ✓ Fire is electric / dynamic. Earth is practical. Air communicates. Water feels.
- ✓ Masculine is the talker and feminine is the listener.

Aries: cardinal fire, masculine	Libra: cardinal air, masculine	2 cardinal, 2 masculine
Taurus: fixed earth, feminine	Scorpio: fixed water, feminine	2 fixed, 2 feminine
Gemini: mutable air, masculine	Sagittarius: mutable fire, masculine	2 mutable, 2 masculine
Cancer: cardinal water, feminine	Capricorn: cardinal earth, feminine	2 cardinal, 2 feminine
Leo: fixed fire, masculine	Aquarius: fixed air, masculine	2 fixed, 2 masculine
Virgo: mutable earth, feminine	Pisces: mutable water, feminine	2 mutable, 2 feminine

Notice how easy it is to see many of the house matters reflected in the descriptions of the signs. I find it particularly useful to remember that the 4<sup>th</sup> / 10<sup>th</sup> axis (and, by extrapolation, Cancer / Capricorn) represents the need for security on the internal (family) and external (worldly) levels. Houses represent the arena of your life being activated.

Jansky also gives these positive sign hints that are very good:

- ✓ Cardinal: meet crisis head on, accept as personal challenge.
- ✓ Fixed: try to live with and maintain the status quo.
- ✓ Mutable: try to work around the crisis or pretend it does not exist.
- ✓ Fire: crisis of the spirit, personal challenge.
- ✓ Earth: crisis of tangible personal terms.
- ✓ Air: crisis of intellect or thought process.
- ✓ Water: crisis of emotions or intangible matters.

Eclipse Node     In tropical (western) astrology,

- ✓ the South Node represents our past, which has led to the present, those qualities and habitual behaviors we had developed sufficiently and which we tend to fall back into when triggered. This is not necessarily the best behavior, just the most familiar and easiest.
- ✓ The North Node represents the present leading to the future, those qualities we must develop in ourselves.
- ✓ Is the Solar Eclipse on the north or south node of the Moon?
- ✓ If north nodal, it is considered the more positive, leading towards the development of new skills.
- ✓ If south nodal, we react out of old but perhaps not always the best programs.
- ✓ If a Solar Eclipse, the opposition point is ghostly but still exists, implied by the opposing node.

In a Lunar Eclipse, the Sun is on one node, and the Moon is on the other.

- ✓ Look at the Moon position to determine if it is a north or south nodal eclipse.
- ✓ Moon on the South Node can be emotionally reactive without a lot of conscious choice, an emotional knee-jerk reaction.
- ✓ Moon on the North Node is still emotionally reactive but should have a more positive, forward-seeking expression.
- ✓ Add this nodal influence to your interpretations. Are you on overload yet?

Political I still have notes from the 1984 AFA v46 #11 by Frances McEvoy, “*Lunar Nodes, Eclipses and Elections*”. She stated that the eclipses and Saturn transits are the most important predictive tools, especially in politics / history. She further states they are difficult to interpret because the eclipses of an election year would fall on *all* candidate’s charts, winners or losers. I have never tried that method, preferring my own election method, but I did want to mention it here because it sounds like an interesting concept to explore.

### Strength

- ✓ Total eclipses are stronger than partials.
- ✓ Visible eclipses are stronger than those not visible.
- ✓ The closer the aspect between the eclipse point and the chart point, the more powerful the effect.

After many years of seriously under-estimating the Lunar Eclipses, I learned my lesson. Now I read *both* Solar and Lunar Eclipses as life-shaping and important. Another feature relative to strength that I have *not* investigated is the actual distance between Earth and the Moon, with closer suggesting stronger.

Duration There is much disagreement among references. The ancients believed:

- ✓ “that the effects of a Solar Eclipse last as long in years as the eclipse lasts in hours;
- ✓ of a Lunar Eclipse, a month for every hour” (Devore, *Encyclopedia of Astrology*).

If you use the material I supplied in an earlier paragraph, the totality of a Solar Eclipse lasts up to eight minutes, not hours. A Lunar Eclipse lasts up to two hours.

### Tips and Tricks

- ✓ I personally use six months for both eclipse primary influences, with residual influence until the next eclipse. Other astrologers I know give longer periods of effect.
- ✓ I do find the eclipses give way to each other as a new eclipse takes over. See the notes on matching eclipses.
- ✓ Devore also states that “an eclipse degree becomes a sensitive point for several years after the eclipse has passed; in fact, until its consummation is attained with a subsequent transit of Saturn over the eclipse degree.” Now that could be a very long time, but might be something to watch for timing of events.

### Trigger points

- ✓ are transiting planets by conjunction, opposition or square, particularly Mars and the Sun.
- ✓ The outer planets should also be watched for heavy transits to an eclipse point.
- ✓ Note: The Sun will square the eclipse position ninety days after the eclipse.
- ✓ We do not usually give Mars much power on a transiting basis, but it can act as a second hand when triggering an eclipse point. I have personally seen this trigger many times in my practice. In the example of my Father's death, transiting Mars was the trigger to the day, eight days after the eclipse itself.

Matching eclipses These are two successive eclipses that trigger the same aspects because they occur at similar degrees on the same axis, such as 19 and 16° of cardinal, fixed or mutable.

- ✓ Instead of a six-month effect, it tends to double the effect in duration.
- ✓ If the first eclipse is positive and the second eclipse is negative, the whole of the activation will end on the negative note.
- ✓ If the first eclipse is negative and the second eclipse is positive, what starts out poorly can end more positively.

Fixed stars If you work with fixed stars in your charting, use the very tight orb of 1° for conjunctions, oppositions and squares. I have not seen much effect with soft aspects, sextile and trine. The eclipse will trigger the nature of the fixed star and add its influence to the chart.

## Eclipse Aspects

The Sun / Moon aspect does not occur in isolation. Make note of any planet close to the eclipse degree because it can have a strong influence on the nature of the eclipse. Venus and Mercury are frequently close enough to the Sun to be conjunct (5° or less). If Mercury is involved, communication or decision-making will be an element influencing the eclipse and its effects. If Venus is involved, relational or value system elements will be present. An eclipse is not isolation from whatever exists

in the sky pattern at the moment of the eclipse. There may be other strong transit aspect influences, just do not make yourself crazy. Example: the August 11, 1999 solar eclipse was total (strong) in a grand fixed cross with Sun / Moon opposite Uranus, with all three of them square Saturn opposite Mars, quite a nasty looking eclipse! The trajectory of that eclipse was over Turkey and the Middle East (visible = stronger). Many earth changes and trouble in that area of the world were set in motion by that eclipse.

*What is the eclipse doing in your chart?* Does it conjunct, oppose or square a planet or a significant point? In my experience, I see little happening with trines and sextiles, but if so, more positive results.

- ✓ Conjunctions are quite powerful but can act positively or negatively, depending on what planet the eclipse conjuncts.
- ✓ Oppositions imply separation.
- ✓ Squares imply challenge / problem / obstacle, not always separation.
- ✓ Cardinal tends towards crisis.
- ✓ Fixed tends towards chronic.
- ✓ Mutable tends towards adaptation.
- ✓ According to Jansky, the conjunction shows that whatever happens is self-induced. Now that is an interesting concept! Check it out.
- ✓ Again according to Jansky, the opposition shows whatever happened is initially induced by actions taken by others, yet we are still responsible.

I see both Solar and Lunar Eclipses as life changing. I learned about the lunar life changing qualities fairly recently, but dramatically. Lunar Eclipses tend to act like extremely powerful Full Moons. It is wise not to underestimate them.

- ✓ I lost my father and my sister with the energy of separate Solar Eclipses.
- ✓ My child fought and won over breast cancer and I was physically attacked, under separate Lunar Eclipses. We both lived, and I learned NOT to underestimate Lunar Eclipses.
- ✓ Triggers to the eclipse point occur as transiting planets make hard aspects to that point.
- ✓ Transiting Mars conjunct the 12<sup>th</sup> house eclipse, square my natal Neptune, which was in the natal 4<sup>th</sup> and the natal 10<sup>th</sup> ruler, signaled the day of surgery and subsequent death of my father within 24 hours.
- ✓ Transiting Sun at the 90° square point could also act as a trigger.

*Awesome reference tool, paraphrasing Jansky, Eclipse to planet emphasizes:*

- ✓ Sun: major life event, goes to heart of things, assign priorities, fork in road, opportunity to make life change, face your future.
- ✓ Moon: face your past, public image, emotions.
- ✓ Mercury: intellectual crisis (deep) sharpens perception, rediscover how to play, mixed messages.
- ✓ Venus: your guardian angel disappears, pleasure is emphasized, love relationships, love yourself and others, money or valuables.
- ✓ Mars: physical needs and desires emphasized, exercise, sexual expression, angry, argumentative, accident prone, challenge not compromise.
- ✓ Jupiter: over-optimism dangerous, be your own guru, seek professional advice, watch reliance on faith, tests of faith and Trojan horses.
- ✓ Saturn: responsibilities descend, you do owe, the law of compensation is exact (by opposition: limitations).
- ✓ Uranus: opportunity for greater freedom and independence.
- ✓ Neptune: opportunity for greater spiritualism and understanding and joy or self-deceit and decay.
- ✓ Pluto: transforms to higher plane and understanding (or power / powerlessness issues).

**Tips and  
Tricks**

### Exercise

I developed a learning tool for my students. Use an equal-house, natural (Aries rising) chart form and practice reading the solar eclipses naturally through each sign and each house. The sign / house of the Sun is proactive, visible, externalizing. This will give you a general but basic grasp of each Solar Eclipse.

Next, practice the same exercise on a solar chart. Put the Sun on the ascendant and equal house the balance of the signs. This will particularize the eclipse energy for anyone born at that sign degree for as many years as people are still alive. It's better than generic, but not as specific as a natal chart. The nature of the eclipse by sign remains, but the arena (house) changed.

Using your natal chart, do the same exercise. By sign, nothing much changed. By house, the arena changed. In 1980, I had a chart reading by astrologer Jay Jacobs in which he read a combination solar / natal house format and absolutely blew my mind with insights. This learning method is extra work, but it generates tons of useful material.

Now do the same exercise with Lunar Eclipses, all three chart methods: Aries rising / solar / natal. Again, the sign / house of the Sun is pro-active, visible, and externalizes. The sign / house of the Moon is reactive and emotional. But if it is the Lunar Eclipse, the Moon dominates.

## Saros Eclipse Cycle

Again, I will refer you to the DeVore *Encyclopedia* or Wikipedia online encyclopedia for a more detailed technical explanation.  
[http://en.wikipedia.org/wiki/Saros\\_cycle](http://en.wikipedia.org/wiki/Saros_cycle)

The Saros Cycle is tied to the lunar node retrograde orbit of approximately nineteen years as a complete circle of the zodiac, slightly displaced by degree. The DeVore book actually gives the charts of the nineteen Saros Cycles, showing all the eclipses that are part of each series. This is a specialty research area and will not be covered in this lesson. It is an important part of eclipse study, so I do want you to be aware of its existence. Go to the bottom of the Wikipedia page and look at “See also” for more material on the keywords of this concept.

**Research:** The first Saros cycle eclipse occurs as a tiny partial solar eclipse at the Earth’s north or south pole. Each successive eclipse (every eighteen years, nine-eleven days, or specifically 6585 days) in the series progressively moves away from that pole towards the equator, usually 120° west of the previous eclipse. The eclipses become more total as the series progresses. After a period of total and annular eclipses at or near the equator, the series moves towards the opposing pole, slowly becoming more partial until the series is completed. This 70 to 71-eclipse cycle takes 1,260 years to complete, with fourteen partial, seventeen annular and ten total Solar Eclipses, and with 29 Lunar Eclipses. There is also a Saros lunar cycle consisting of “48 or 49 eclipses over a period of about 865 years” (DeVore). Further, there is material on Penumbral Eclipses and an Appulse of the Moon table from 1870 to 1960 related to the eclipse cycle (also DeVore).

Robert Jansky in his book *Interpreting the Eclipses* implies that this series, keyed by the nature of the initial eclipse, can have an impact on your current chart. My own metaphor for his concept would be the impact of a past life on your current life. The initiating degree of current eclipses are found in his book.

# Metonic Eclipse Returns

The Metonic returns follow the nodal cycle of nineteen years, but are not related to the Saros series. It is a nineteen-year interval between eclipses near the same date and the same degree. These may be of a “different phase and nature; and belong to a different Saros series” (DeVore).

## Pre-Natal Eclipses

While I have not done much work with this concept, there is a wonderful book by Karen McCoy and Jan Spiller called *Spiritual Astrology*, which I had the great good fortune to proof-read for my friend, Karen, before it was published. It is full of good information with a thorough treatment of pre-natal eclipses. If you are interested, this is the place to start. Karen McCoy happens to be a very good Astrologer. I have not had the pleasure of meeting Ms. Spiller. Also, my good friend, Astrologer Michael Munkasey, has done major research on the pre-natal eclipses.

For the purposes of this lesson, look up the eclipses (solar and lunar) immediately prior to your birth. If an eclipse occurs the day *after birth*, it *does not count*. You can choose only those eclipses *prior* to birth. If there are multiples of eclipses (and some years have that), choose the Solar and Lunar Eclipse closest to, but prior to, your actual birth. Each eclipse presents a sign / degree / minute of sensitivity that can be read and / or activated similarly to a natal planet. Remember that solar energy takes the long view and has ambitions and goals to accomplish. Lunar energy takes the short view, favoring immediate emotional gratification. Since these occurred prior to birth, the implication is that of arriving at the birth moment colored or influenced by those eclipse degrees. This is not experience you encounter at some future date. This emphasizes a quality you already possess and must accommodate as a part of your internal makeup.

# Sabian or Other Symbolic Degrees

Sabian Symbols are the original work of Mark Edmund Jones, with a very complete book by that title. Many other authors have addressed those symbols including Dane Rudhyar. There are many other varieties of symbolic degrees. I personally own about fifteen of the books, many out of print (gifted from old library). I prefer Charubel's The Degrees of the Zodiac Symbolized. The concept is that each degree has a story of its own to tell, complete with symbolism. Much of this symbolism was found through meditation and collaboration - psychically rather than purely astrological. Much of it is quite old and sometimes difficult to apply to our current lifestyle, so some judicious reinterpretation may be necessary. What do I mean by reinterpretation?

For example, the fixed star degree 25 Taurus was symbolized by the ancients as "death by decapitation". This is pretty gruesome, but unfortunately normal when ancient charts were read mostly for heads of state or rulers of countries. Once charts became common to the general public, aside from the French Revolution with its mass guillotining and the occasional literal application due to war, accident, etc., reinterpretation for a more general application became a necessity. "Losing one's head" or "catastrophe" makes better sense in today's world. If you must reinterpret, be sure to stay true to the original intention. Within the symbolic degrees, which are quite old, perhaps references to modes of transportation, for example, should be reworded. A horse and carriage then can become an automobile or other vehicle, etc.

There are times when the symbolic degree descriptions are so on the money it is actually spooky! I can remember my shock when I first applied Charubel's 1898 symbolism to the explosion of the space shuttle Challenger and read "monster rocket exploding in mid-air above a crowd". Or even more shock when the Libyan jet crash symbolism gave two men fighting, one not fulfilling responsibilities, later known to be true of the co-pilot. This book was published in 1898, long before the advent of cars, planes or rockets.

Degree Use the degree and minute of the eclipse itself, solar or lunar, with any fraction of a degree causing it to be rounded up to the next whole degree according to *all* the authors' instructions. For example, the degree for 25 Taurus 00 is just that: 25 Taurus. For 25 Taurus 01 through 59, round up to 26 Taurus. Because of my personal experience using

symbolic degrees, I read both degree interpretations. They are usually brief. I would rather have too much information than too little and skip something significant. I can always edit! Experience does not happen out of context with the time leading up to or after the event. Life is a process, so I choose to look at both degrees. I have never even attempted to do aspecting nor have I read anything in books or on the internet (great resource) about aspecting symbolic degrees. Feel like doing some research? Just be thorough and competent and let me know your results! I like to learn new material!

*Degree Examples* The Solar Eclipse of Dec 25, 2000 was in effect as I originally re-wrote this material, 4 Capricorn 14 would be rounded up to the next degree, 5 Capricorn. The symbolism:

“A very small, unpretentious window in the wall of a massive tower.” The copy reads: “Denotes one whose native powers and mental resources are so great and abundant that the native will be independent of external aids and will feel very happy amid the offspring of his own genius. Further, such persons will never seek display; these are creators, not imitators.”

The description is vague until you specifically apply those concepts to a specific chart. If the eclipse were to take place in the 4<sup>th</sup> or 10<sup>th</sup> houses, you can be speaking about a parent. Also in the 10<sup>th</sup> you could be speaking about your boss or your career / reputation, if in the 7<sup>th</sup> your business or marital partner, if the 5<sup>th</sup> your child. Since there are so many types of charts, not just natal, adapting the interpretation will be necessary. Capricorn is a business sign, so think about its effect on the business community, duty, responsibility, obligation, conservative, traditional, down to earth. Sound familiar?

Also, the USA Declaration of Independence chart has several placements in cardinal signs:

Venus 2 Can 43, Jup 5 Can 51, Sun 13 Can 01, Sat 14 Lib 47, Mer 22 Can 36, Plu 27 Cap 34R.

As the symbolic degrees are presented, think of them as they apply to the USA chart.

Just for the heck of it, 4 Capricorn reads “The planet Venus”, and I find it amazing (coincidental, and I do not believe in coincidence) that Venus had been the evening star at its furthest elongation in years for the past couple of months (at the time of the re-writing of this material), appearing high in the sky, remaining visible far longer than usual. Venus was conjunct

Uranus during the eclipse. Do you think Venus-governed economic cycles had been off the wall Uranus-like through 2000 and into the new year? As close as I could tell re-writing this in 2011, this bizarre economic behavior never truly went away.

Remember the other end of the pencil concept in eclipses, implied but unconscious, and check out 5 Cancer:

“A person holding up a scale in his hand, with even beam. A just person, one whose mind will spontaneously detect a falsehood, or an injustice, or any wrong.” Sound like the election issues of a narrow margin (even beam), with issues of fraud and miscounting? Does that sound like the election nonsense that seems to have permeated our political system since 2000? Sometimes events cast a very long shadow.

The following were the additional examples I developed for the workshop in 2001. Because they are examples of a “judicious re-interpretation”, I have chosen to include them here. We could choose any eclipses at any time and do the same exercise. Remember that the Eclipse will cast its influence forward to upcoming events.

- ✓ On January 9, 2001 the Lunar Eclipse was at 19 Cancer 39, so round up to 20 Cancer. “A large building with walls of granite, having a dull or somber appearance.” This is describing a person, an attitude, an experience. It implies durability, solidity, and practicality at the Moon position.
- ✓ The Sun position was 20 Capricorn. “A person ascending a spiral staircase with sunshine at the top, within a dark enclosure.” It may be difficult to see what is happening during the ascent, but there is light at the end of the journey. Think about the confusion / misinformation regarding the Iraq war.
- ✓ The Solar Eclipse of June 21, 2001 was 00 Cancer 10, rounded up to 01 Cancer for the Sun. “A large clock with weights in sight, suspended from a high place, on which I see a large dial plate, with hours and hands complete.” Time, balance, coming from authority or position.
- ✓ The Lunar Eclipse of July 5, 2001 was 13 Capricorn 29, rounded up to 14 Capricorn for the Moon. “A vista extending to a great distance, on either hand are majestic trees covered with a profusion of foliage.” Emotional fruition on a wide scale.
- ✓ The Sun was at 14 Cancer. “A man standing before an audience with all the paraphernalia of a juggler.” It is not easy to juggle the demands of fulfilling our goals (Sun).

- ✓ The Solar Eclipse of December 14, 2001 was at 22 Sagittarius 56, rounded up to 23 Sagittarius for the Sun / Moon. “A person at the bottom of a deep ravine, with lamp in hand, looking for something.” Searching, needing to climb up and out.
- ✓ The Lunar Eclipse of December 30, 2001 was at 8 Cancer 48, rounded up to 9 Cancer. “A spider in the corner of a room intently watching the giddy dance of silly flies as they heedlessly approach the confines of his dominions.” There is an ominous reading!

These were the eclipses surrounding the events of 9/11 leading up to the Iraq War. The last two were after the fact and before the declared war. Now that you have a context, read those few meanings again. ‘Nuff said!



# Secondary Progressions

*Adjusted Calculation Date (ACD) Calculations  
A Rudimentary Primer on Secondary Progressions*

There are several methods of advancing a chart. What do we mean by advancing? A natal chart is a map of the heavens at the moment of birth, with the first indrawn breath as our criteria. But that person and their chart do not remain a newborn infant forever. The person and their chart do grow and change. As the person “advances” in physical and mental growth, their chart must advance and reflect that growth.

Secondary progressions are advances by orbital revolution. Primary directions in our next chapter are advances by axial rotation, an arbitrary 1° per year reflecting the changing relationship between the Sun and Earth in orbit for one day. Again, the formula is one day = one year. Why? The reasoning is that it says in the Bible, “I have given you a day for a year.” Both Secondary Progressions and Primary Directions literally reflect that statement. The movement by progression or direction for one day equates to a “year in the life of”.

In my experience, secondary progressions seem to indicate the unfolding of the individual, whereas primary directions seem to be more event-oriented. Transits seem to bring the outside world in to the personal - again in my experience.

As always, there is more than one way to do a technique. I will share what I have used since 1973. The particular secondary progression technique I use is called Naibod arc. According to Nancy Hastings in her book *Secondary Progression*, the Naibod arc is the Sun’s mean motion in right ascension. To me, progressions are the actual lifetime changes in the chart and the individual, truly the unfolding or development of the natal blueprint.

*Natal Promise* Sometimes it is difficult to determine how much emphasis to put on a moving activation, as covered in our first lesson relative to weighing the aspects. I want to re-emphasize the power of the natal promise and its effect on potential activations. It is difficult to produce what has not been promised in the natal. There can be no lottery win nor a devastating problem unless it is supported by the natal. Having said that, it is important in this lesson to realize that a progressing chart can form new promises and reflect, modify or complete old promises. The progressing chart represents you as a growing, learning, becoming individual. You are not always a newborn infant, a clean slate ready for the universe and experience to impress upon. You change constantly. Your experience changes you. Even if that change is to make you more rigid or hidebound, you are changed. The progressing chart reflects the evolving self as you work your way through the old and build the new. The following paragraph simplifies the dichotomy between the promise and the activations.

All methods of determining the current status of an individual must be supported by or be promised by the natal or the progressed chart in order to have significant impact in the life of the individual. All events in a person's life are fulfillments of the natal or progressed promise in some form. At this stage of our understanding of astrology, we are dealing with the more obvious ones. Simply put,

- ✓ Harsh progressions to harsh promises = harsh results.
- ✓ Harsh progressions to easy promises = limited results to the good.
- ✓ Helpful progressions to easy promises = fortunate results.
- ✓ Helpful progressions to harsh promises = limited results to the difficult.

*How to Read* Progressions may be read

- 1) progressed to natal and / or
- 2) progressed to progressed.

Progressions usually include Sun, Moon, planets and angles (Ascendant and Midheaven), and possibly the lunar North Node which moves very slowly. Many astrologers add other progressed points or bodies. It is your choice of what is valuable information for you. I personally rely mostly on progressed to natal.

If you read progressed to natal, use the guidelines I provided in Chapter 1 in which the moving planet does the activating and the natal planet is acted upon. Those are general guidelines and can be used for all of these predictive techniques.

If you read the progressed chart as a stand-alone temporary natal chart, it will work. You will want to watch if and when aspects perfect themselves in any reading year. You will want to determine if there are any progressed promises that can affect the *outcome* of such activation. Use natal rules.

Not only can progressions trigger the natal, but the progressions themselves become temporary sensitive points which can be triggered by transits, eclipses, etc. I can remember a difficult moment in my own life that did not show in the natal using transits, progressions or directions. Perplexed, I looked to transits to the progressed chart, and there it was clear as possible! So now we have two charts to watch for such activations, the natal and the progressed. The natal is primary and permanent. The progressed is secondary – temporary, occasionally leading to permanent if a characteristic or development is retained.

*Orb and timing* The orb of effect most accurate for progressions is 1° applying and ¼° separating. I have often changed my mind about orb of effect over the years of astrological practice, and this is my current opinion. I, too, am a work in progress. The speed of the planet or point itself will determine how long (the duration) the influence will last. Every planet or point has to be separately calculated for individual yearly and monthly motion in order to produce reasonably accurate timing when you read a progressed chart. Be very careful to note whether your planets are retrograding when you calculate position and period of effect. In general, the figures for the planets and points are as follows:

- ✓ Progressed Moon travel is approximately one month applying and two weeks separating.
- ✓ Progressed Sun travel is about ¾ to one year applying and three months separating.
- ✓ Progressed Venus and Mercury will range from less than a year applying when their orbit speed is at maximum, longer when applying if their orbit speed is slowing to retrograde or recently direct. There is a difference. Separating is again ¼° orb but it does depend on how fast the planet is traveling as to timing.
- ✓ Progressed Mars when racing takes about a year and 1/3<sup>rd</sup> to complete 1°, but actual speed will determine actual timing.

Tips and  
Tricks

## Tips and Tricks

- ✓ The other progressed planets can take several years to apply and separate from exactitude in a progressed chart. The year of exactitude is the key year, but the influence can be felt over a long period of time, both developing and residually. It will be important to note when transits, eclipses or lunar progressions coincide with these slower-forming progressed planets.

The progressed Moon itself can be the minute hand on our clock. The progressing Moon can trigger responses in the individual or act as the timer for progressions indicated through other planets via the proverbial “one-too-many straws on the camel’s back theory”, as can heavy transits, eclipses, etc.

The Moon affects females more strongly than males and the Sun affects males more strongly than females. Each sex has natural coping skills relative to their essential nature. Activations or aspects that are of familiar nature are quite easy to perform. Those that are contrary to that nature are more difficult.

I found this useful: Pat Benis Miller in her *Illustrated Manual for Teachers and Students* suggests:

- ✓ *Progressed New Moon*: rebirth, new door, new phase.
- ✓ *Progressed Full Moon*: climaxing point in life, illumination.
- ✓ *Progressed Eclipse*: very important for the progressed year. Can indicate a trend influencing the balance of life.
- ✓ *Progressed Sun / Moon conjunction*: karmic implications. (My Karmic workbook illustrates this point as a key indicator).

### Progressions to or of the:

- ✓ *MC* affect honor, recognition, reputation, profession, worldly standing and the parents.
- ✓ *Ascendant* involves the native personally, affects general health and outlook, coping skills.
- ✓ *Sun* involves a character building or developing experience, these can be the epochs or milestones, the ruler of will, motive, and individuality when the overall life patterns are evolving. The hour hand on our prediction clock.

- ✓ *Moon* can focus the life changes indicated by the Sun's goals. The Moon is instinctual and represents those personality changes affected by sensations, feelings and emotions. The Moon affects all things of a close, personal, emotional nature, domestic, family, immediate environmental changes and is impermanent. This can be the minute hand on our prediction clock.
- ✓ *Mercury* stirs the mental nature, how you think or perceive on a concrete level, affects how you communicate, decision-making, and can create restlessness and change, travel.
- ✓ *Venus* affects pleasures and associations, the arts or things of beauty, music or rhythm, stimulates love or friendship and all types of value systems.
- ✓ *Mars* activates passion, impulsive action, self-assertiveness and self-reliance. This can be used to great advantage or disadvantage.
- ✓ *Jupiter* brings expansion of all things, socially, financially (both income and expense), and a general upliftment of the life. Be ready to take advantage of good opportunities, but be sure the expansion is realistic.
- ✓ *Saturn* contracts, draws in and concentrates your affairs. You will hold back activities to examine the current position, more slow and deliberate activity. Tends towards reserve and economy. Self-discipline or the universe will provide it.
- ✓ *Uranus* brings the unexpected, creates upheavals, sudden happenings, and surprises. It destroys existing conditions to make way for progress. The lesson is detachment. A love for the unconventional.
- ✓ *Neptune* Can be confusing or inspiring according to individual response. Can give greater sensitivity and imagination or bring about weird contacts or events, chaotic conditions, treachery or theft, sometimes scandal. May be travel-oriented.
- ✓ *Pluto* brings about those changes, transformations and regenerations we have buried deep in our unconscious. Deep-seated anxieties, hang-ups and frustrations in our psychic cellar that need to surface and be aired out. Internal, psychological house cleaning.

Signs Progressions into new signs, especially those of the Sun, Ascendant, chart ruler and Sun ruler indicate new modes of expression being adopted by those energy functions in the individual. The native never loses his basic natal psychological urge, but adds a new layer through these progressed ingresses. For example, the Ascendant would be

the same old face (natal) with a new layer of makeup (progressions). At times a slow-moving outer planet will change signs by progression. This will be an important point. Watch the qualities and elements involved for additional help in reading those changes.

If a planet progresses into a new sign, it is developing new qualities or characteristics. If

- ✓ *Cardinal*: affairs take definite action, variation or change, the sowing stage.
- ✓ *Fixed*: affairs settle, become more firmly established, you pour concrete.
- ✓ *Mutable*: affairs change regarding thoughts and ideas, mental plane influence, you adapt.
- ✓ *Aries*: new ideas, aims, ambitions, impulsive, rash, renewed vigor and energy.
- ✓ *Taurus*: earnest purpose, reliability, stability, right action, stabilizing.
- ✓ *Gemini*: perception, versatility, intellectual, communication, collecting information.
- ✓ *Cancer*: love of home and domestic, develop maternal instincts, too much introspection.
- ✓ *Leo*: individuality, love of display and power, develop pride and loyalty.
- ✓ *Virgo*: industrious, conscientious, observant, critical, detailed, service, health.
- ✓ *Libra*: closer companionship, marriage, cooperation, balance, keener set of values.
- ✓ *Scorpio*: depth, psychological, occult, joint values, long-term values and investments.
- ✓ *Sagittarius*: new philosophies, adventure, travel, foreign involvement, higher education.
- ✓ *Capricorn*: recognition, prominence, worldly success, responsibility, self-discipline.
- ✓ *Aquarius*: forward thinking, independent, objective, world citizen.
- ✓ *Pisces*: imagination, inspiration, psychic, karma, self-denial, sacrifice, tears.

**Houses** The house is the arena in which the energy works itself out defined by the affairs of the house. Note when a progression crosses a house cusp as the application of that planet's energy will change. This, of course, assumes you have an accurate chart. Or, the information generated can be used as a tool to improve the accuracy of the natal chart. This can

be a handy way to see if the chart is accurate or needs some tweaking. The outward manifestation or arena of influence of those particular energies is changing. This is very important in reading the outer planets Saturn through Pluto. Because they move so slowly and make few new aspects, the change of sign or house is usually a significant milestone.

Aspects The outer planets do not usually form new aspects, but may complete aspects promised in the nativity. The year that an aspect perfects itself is the key year for it. It has completed its purpose and can now move on and open the door to new experience. You have learned what you could learn in this lifetime about that aspect,. You do not automatically ascend into heaven when an aspect completes itself! It's just that particular lesson has concluded.

Sepharial suggests that the Part of Fortune be progressed for temporary influences to general possessions. I have not worked with this concept. Experiment.

Parallels of Declination and Latitude Many well-known authors include Parallels of Declination in their progressed aspects. If you work with Declination and Latitude, I will tell you they do work but they do have very tight orbs. For example, a Latitude aspect is limited to 12' of orb, both natal and progressed. Both Declinations and Latitudes will be addressed in Chapter 9.

Conflicting Aspects When you have progressions which seem to conflict with one another, they do not cancel each other out, any more than natal conflicting aspects cancel each other out. Both aspects operate separately, and occasionally simultaneously, creating paradoxes and contradiction. We humans are complicated creatures, so paradox and contradiction should not be unusual. Be upfront when you encounter something like this. Just simply state, "I am going to talk out of both sides of my mouth for a moment. There is a paradox or contradiction that is happening in your chart. I am going to state what I see and then we can talk about how it applies to your life."

Nowhere in life are you required to play God, and be all and know all things. If you encounter a paradox, give your information first and then discuss it. Playing devil's advocate, astrologers who ask a lot of questions and then simply repeat back that information to the client are not acting professionally or ethically. An occasional question is not unusual. Just present it as a puzzle and give your opinion on what it all means and *then* ask your question.

Aspect not working? What happens if a progressed aspect does not seem to function? There will always be a reason, but some reasons may be obscure. An under-engaged person may react only to very strong stimuli. A developing person may react differently, according to the stage of their awareness, as a certain overview and freedom of choice is evolving. An evolved person who has developed some control over his emotions and thoughts and can maintain strong control in the midst of crises, will seek to turn such events into advancing their spiritual evolution and development. We all respond at different levels at different times.

Plateaus and Stairsteps This part will wax very philosophical, because I started this whole study from the viewpoint of personal growth and self-help. That concept unconsciously influences much of what I do. As we progress through life, we have some years when all hell breaks loose and we are experiencing life at such a fast pace or in such huge gulps, it is difficult to make it all work right. This period will be difficult to read just because there is so much going on. Can you imagine how hard it must be to live through it? Other years, we seem to be vegetating, with little activity, little growth or progress. How do you read the doldrums? You can read both these periods if you understand what is happening. As close as I can tell from watching for 80+ years, life is not steady, fair, reasonably distributed, sensible, reliable or ultimately predictable. We have good and bad days and years. We handle some things well and others *not* so well. We can grow like mad, or feel like we are wasting our time.

My metaphor for this is a set of stairsteps. You have a vertical riser and a horizontal step. The vertical riser reminds me of the periods of intense activity and growth. The horizontal step reminds me of a plateau. Why do we need both? If we had a life of intense activity and growth for every day of every year, we would never make it. We need breaks, respites, time to catch our breath. Think of a pot of coffee percolating on the stove. We apply the heat and the boiling water (read: emotions) rises up the stem and spills into the basket of the coffee grounds. Even if all of the water boiled up from the bottom and you removed it from the heat source, you would still not have coffee. That liquid must seep through the grounds and resume its position at the bottom of the pot as drinkable coffee. Life is like that. We need the activity and growth, but we also need the plateaus where we can absorb our experiences, allow the experiences to seep into ourselves until we are permeated and able to respond to what we have learned. The plateau is the part where we are absorbing and becoming. Both are necessary, both contribute to growth!

If I encounter a chart with a lot of activity, I will have lots of things to say to my client. If I encounter a chart that is at a plateau, I can help them with their process of assimilation and reassure them that they are still growing. They need to take the time to really understand, learn and grow. If life and your chart are done teaching you, you get to leave the planet. You graduate. You do not need to be here. We are afraid of graduation because we call it death. Does that make any sense to you? Assimilation is just as important as frenzied activity, and perhaps more so. We must understand and absorb our experiences in order to truly make them our own and to prepare the decks for the next growth spurt of activity. To have sheer activity just for the sake of it does not help us grow or become. Plateaus are important.

*Void of Course* As I have been writing this workbook, I have had some stimulating new thoughts that I would like to pass on to you. Nothing has been researched or widely applied, it is just an interesting concept. I think most astrologers know what void of course is. Mostly it is applied to the Moon after it completes its last aspect within a sign and before it enters the new sign. However, I don't think that should be an uncontested rule.

In a previous lesson written on the use of the ephemeris, I taught you how to find the void of course Moon. As I just said, that is the listing of the last aspect the Moon makes before it leaves a sign and the time of its ingress into the succeeding sign. This is commonly thought to be a wheel-spinning time as it relates to starting anything new. It is a good time to review and finish up projects, but it is suggested that you wait to actually make that new start until the Moon enters the new sign where it can make all sorts of aspects before leaving that sign.

I happen to think the same concept can be true of the other planets as well. I have particularly noticed that this void of course application to the planets and points holds true in progressed charts as well. When a MC progresses to a point where it can make no new aspects before it leaves a sign, the career seems to be holding fire. Nothing new develops until that point moves into the new sign and new possibilities for aspects open. For the Ascendant, I have noticed that personal development and fulfillment seem to hold fire and that progress is made once the point shifts into the new sign.

As for the progressing Moon, I have been able to clearly see and show the Moon acting out through the signs in a 2-2 ½ year cycle. The first 25° of a sign seems to have a very clear expression in that progressed sign, but as the Moon approaches the last 5° it appears to have had enough of that sign and is anticipating the movement into the next sign. An impending

sense of change emerges along with frustration with the inability to move forward. It is a relief to my clients when I can explain all that and give them the timing for forward motion. Again, they feel like they are hanging fire, walking along the edge of change but unable to make it happen until that progressing Moon actually changes signs. I have not done a formal study on this, but it would be interesting to do so.

*Progressed Ascendant / Sun Relationship* Have you noticed that when a person has the Sun in the proximity of the Ascendant in the 12<sup>th</sup> or 1<sup>st</sup> houses natally, the progressions can do a strange thing between the progressing Sun and the progressing Ascendant? This could include most births that occur near sunrise. The two placements move at different speeds. The Sun moves sedately at 57' to 1°2' per day, or an average of 1°, an actual 59'8" mean motion based on one year. The Ascendant can move from  $\frac{3}{4}^\circ$  to over 2° in that same period. That can cause them to:

- ✓ join at some point in the progressing future,
- ✓ change house position,
- ✓ or separate through widening orb.

The Sun represents our internal view of ourselves and our personal goals. It is what I want to be when I grow up, if ever. The Ascendant rules how others view us. It is the piece of ourselves we expose externally and our basic coping skills. It would be rewarding for both positions to cooperate, to join forces, and to act in unison.

The Sun in the 1<sup>st</sup> house natally is quite different from the Sun in the progressed 12<sup>th</sup>. The 1<sup>st</sup> house Sun is accustomed to self-expression. How does a 1<sup>st</sup> house Sun handle its new 12<sup>th</sup> house position once it has shifted? The reverse is also true. The more reticent or hidden 12<sup>th</sup> house Sun would have to learn the more visible 1<sup>st</sup> house expression, would it not? What if the two moving points toyed with each other, close but no cigar? That is been happening in a client's chart, and it has been very frustrating for her. As closely as I can tell, it will not resolve itself in the foreseeable future, so the frustration remains *unless* I can find a way to explain it, and she can find a way to handle it.

*Solunar Return* I have been extensively involved in Karmic astrology for many years, and, with my students, have found amazing information in the use of the Solunar Return in both the progressed natal and the karmic natal and progressed charts. What is a Solunar Return? It occurs the moment the progressing Moon catches up to the progressing

Sun and they form a progressed New Moon in the progressed chart and life of the individual. This occurs once every thirty years. Please note that, in my personal opinion, any aspect that occurs occasionally is more important and has more impact than activations that occur frequently.

I first found it when my students and I discovered in a live class that the karmic chart does *not* progress systematically through the signs. The concept then piqued my curiosity until I tried it in regular progressed charts. This searching occurred near the time my own Solunar Return was to occur. Did I tell you I do not believe in coincidence? It is amazing how the universe does that. I figured out the exact time of the return, got myself to a park bench and meditated to see if I could feel anything when the return occurred. Previously, I had great experiences meditating at the time of the Full Moon and wanted to see if something similar would occur. Thank goodness I was sitting down and receptive. A wave of energy washed over me, and I would have fallen if I had been standing up. It is not just a theory - it was a specific shift in experience.

How do you read this? It is a New Moon. Something new has begun, a stage has been set, so let the action begin! The first one occurred sometime before your birth in the sign of or the sign prior to your sun sign. I see these conjunctions between the Sun and Moon as stage setters. For the first part of my life, this birth Scorpio was under a 28° Libra Solunar Return. I was a very cooperative child as a Scorpio until age 21. Then my next Solunar Return occurred in 29° Scorpio and governed my life for the next thirty years. Now I was full Scorpio. At age 51, my park bench episode, my Solunar Return switched to a 29° Sagittarius stage where it remained until my 81<sup>st</sup> year. At that point, my life stage became 29° Capricorn. I do not plan on being alive for the next return, as I would be 111! I have not figured out what part the degrees play as yet, but I do know the stage gets set and serves as an important backdrop to life. Play with this until you find a chart ready to make its Solunar Return and learn from it.

**Recommended book:** *The Progressed Horoscope Simplified* by Leigh Hope Milburn

# Adjusted Calculation Date (ACD) Calculations

If you have access to a computer, great! What if you do not? Can you do progressions by hand? You would need to know natal math and then add the skills of progressing the chart. There is a relatively simple method for progressing the planets in a chart, not including the angles, that does not require all of that math knowledge. The date ascertained will indicate the date in the year that you may use the planets as listed in the ephemeris as is, without having to alter them by diurnal tables or logarithms. *Note: ACD may also be referred to as PED (progressed ephemeris date).*

**Math instructions** Using the Greenwich Mean time (GMT) of birth, determine how many hours and minutes difference exist between the chart GMT and noon of the day of birth if using a noon ephemeris. Note if the calculated natal position is + or – the ephemeris position day of birth. Divide the hours by two, which figure will give you months of difference. Divide the minutes by four, which figure will give you days of difference. Reverse the + or – from the noon derived above. This is not difficult IF you *always use your noon birthday GMT*.

If you are using a midnight ephemeris, which is currently more commonly available, there will be a twelve-hour or six-month discrepancy to fix. If your GMT is + birth midnight GMT, then you must minus your month and day correction. Starting with your birthday, count forward in the ephemeris the required number of days. If your GMT is – birth midnight GMT, then + your month and day correction.

Be aware we have different numbers of days in each month, so note when you have 28, 29, 30, or 31 days and calculate carefully. Also be careful to note if you change years in your addition or subtraction.

Noon Ephemeris example #1:  
 7:33 PM EST  
 + 5 hours (time zones) to GMT  
 = 12:33 am GMT day AFTER birth (plus)  
 (usually printed on computer charts)  
  
 12 hr ÷ 2 = 6 months of correction  
 33' ÷ 4 = 8 days of correction  
 GMT was plus, so reverse month / days  
 Date of birth: 10/31/38  
Minus corr:    06/08 (-)  
  
 ACD = 4/23/38 for listings birthday

Noon Ephemeris example #2:  
 5:24 AM CST  
 + 6 hours (time zones) to GMT  
 = 11:24 am GMT day of birth  
 = - 36' to noon day of birth (close  
     to noon GMT)  
 36' ÷ 4 = 9 days of correction  
 GMT was minus, so reverse days to plus  
 Date of birth    2/22/41  
 plus                9 days  
 subtotal        2/31/41 (too many days  
                     for Feb)  
 Feb had only    28 days that year.  
 ACD              03/03/41\*

Midnight Ephemeris example #1  
 7:33 pm EST (19:33 military time)  
 +5 hours (time zones) to GMT  
 = 24:33 am GMT day after birth  
 The time would be +33' on 11/1/38  
 ÷ by 4 = 8' of correction.  
 GMT was plus, so reverse day figure  
 Date of birth: 10/31/38

Minus corr:  $\frac{-8}{10/23/38}$   
 ACD mid eph 10/23/38  
 (see the 6-month difference)

Midnight Ephemeris example #2  
 5:24 AM CST  
 + 6 hours (time zones) to GMT  
 = 11:24 am GMT day of birth  
 11 hr ÷ by 2 = 5 mo, 15 days  
 24' ÷ 4 = 6 days or 5 mo 21 days total  
 GMT was plus, so reverse days to minus  
 Date of birth 2/22/41; borrow year  
 14/22/40

Minus corr: 5/21  
 ACD mid eph 9/01/40\*  
 \*Note 2-day discrepancy between  
 noon/mid. If you were taking test,  
 do accurately; if not, simply split  
 the difference and make both the 2<sup>nd</sup>

You can also use the Julian dates in most ephemerides for an easy month / day determination. Simply plus or minus the number of days to the Julian date of birth listing, look it up in the Julian dates and convert to month / year.

To determine the angles for progressions, using the sidereal time for the date selected as the year's progressed planetary positions (see example), subtract the sidereal time for the birthday (not the calculated chart sidereal time). Once that difference has been obtained, add it to the chart sidereal time. This will be the sidereal time for the progressed chart. Please note at this point that the date of effect for the progressed angles will be the birthday, not the ACD as given in the planet instructions above. This would have to be corrected exactly if you were casting a chart for testing purposes. More detailed notes will be given in my contemplated workbook on sitting for testing. You may note new angles in the natal chart, or set a new chart at the birth latitude using the progressed planets.

**Date** Count your birthday as year "0" or year of birth, count down number of years to year in question:

Example:	Example Sidereal time noon ephemeris
10/31/38 = 0 year = 1938 ACD	17:18:10 on December 11, 1938 = 4/23/79
11/01/38 = 1 year = 1939 ACD	-14:36:31 birthday 10/31/38
11/02/38 = 2 year = 1940 ACD	= 2:41:39 difference
11/10/38 = 10 year = 1948 ACD	+22:18:06 birth chart sidereal time
11/20/38 = 20 year = 1958 ACD	=24:59:45 Prog Chart S.T. for birthday
11/30/38 = 30 year = 1968 ACD	=00:59:45 (take away 24 hours)
12/11/38 = 41 year = 1979 ACD	= M.C. 16 Ari 15 for progressed chart angle
	use balance of house cusps at birth latitude

*Yearly Progressions Worksheet* For many years, I worked with a single sheet that listed all the pertinent information for the year for one client. There was a section for primary directions, secondary progressions, transits and eclipses, and lunations. I have provided you with a copy for your files. This is still the system I use, however computer-generated material has eliminated the need for the form.

The top section identifies the chart and does the necessary math work to produce the needed positions.

The columns on the left were for primary directions (I use radix, next chapter). I noted the degrees and minutes of arc for that year and the date on which I was basing the reading. I tend to use the birthday number for whatever month I am reading. For example my birthday is the 31<sup>st</sup>, so I will always calculate and date my readings for the 30<sup>th</sup> or 31<sup>st</sup> of any month (it's easier for me personally). Note that there are columns for the midheaven, ascendant and the ten planets. Since primary directions all travel at the same rate of 5' per month), all I listed was the position for each on the date selected. I do the minor monthly calculations in my head. Until you get familiar with the technique, do calculate each position separately. I noted which aspects, directed to natal were actually just past but still influential, what was present for now up to one year, and what was not in place for this reading year, but was coming into influence shortly.

Let me briefly explain "past but still influential". Aspects do not just go away because they turned exact on a particular day. What has been in motion is no longer receiving activating energy, but it may take some time for all that has been set in motion to complete, so I might read residual energy as current experience.

The right side was for secondary progressions and, as described in this progressions chapter, I use Naibod arc calculations. Again, I noted my beginning date for the calculations, listed the progressions for that date, and on the little line atop each planet, I put the monthly travel motion for that planet. All planets and the Ascendant require individual calculations, the Midheaven moves 5' per month but the Ascendant moves at a variable speed. I could then easily calculate exact activations and dates. Again, I used the past, present and future columns in the same way as I did in the directions.

On the bottom left, I listed the transits and stations to the natal positions (Pluto, Neptune, Uranus, and Saturn for sure, Jupiter and the inner planets if I thought I would use the information). Why? I tend to watch Jupiter through the houses and note any major aspects. I watch retrogrades and stations and the aspects made for Mars, Venus and Mercury. Other than that, I do not find the transiting fast-moving planets all that useful. Yes, they can gang up on the camel, but that is rare. List the positions if useful.

The bottom right was for eclipses and lunations if I were using them, and the Solunar Return *if* it occurred that reading year. Remember that the Solunar Return occurs only once every thirty years.

The very bottom offered blank lines for miscellaneous notes. Please know that this worksheet helped me keep my notes for a reading organized. This may or may not be useful to you, or you might need to make personal changes. Feel free to organize your reading material in the manner most useful to you.

# YEARLY PROGRESSIONS

CLIENT \_\_\_\_\_ R. ARC \_\_\_\_\_ ° ' " Y S.T. \_\_\_\_\_ : :  
 BIRTH GMT \_\_\_\_\_ Adjust \_\_\_\_\_ : : M Adj. \_\_\_\_\_ : :  
 READ DATE \_\_\_\_\_ Y \_\_\_\_\_ M \_\_\_\_\_ D BIRTHDAY \_\_\_\_\_ = Radix \_\_\_\_\_ : :  
 BIRTH DATE \_\_\_\_\_ Y \_\_\_\_\_ M \_\_\_\_\_ D ADJUST \_\_\_\_\_ =PCST \_\_\_\_\_ : :  
 TIME SPAN \_\_\_\_\_ Y \_\_\_\_\_ M \_\_\_\_\_ D A.C.D. \_\_\_\_\_ @ Birth Lat. \_\_\_\_\_ =PCST \_\_\_\_\_ : :

DIRECTIONS TO NATAL				PROGRESSIONS TO NATAL			
Date	PAST	PRESENT	FUTURE		PAST	PRESENT	FUTURE
MC				MC			
ASC				ASC			
☉				☉			
☽				☽			
♂				♂			
♀				♀			
♄				♄			
♅				♅			
♆				♆			
♇				♇			
♈				♈			
♉				♉			
♊				♊			
♋				♋			
♌				♌			
♍				♍			
♎				♎			
♏				♏			
♐				♐			
♑				♑			
♒				♒			
♓				♓			

TRANSITS/STATIONS TO NATAL POSITIONS				SOLUNAR RETURN _____ Y _____ SIGN
	PAST	PRESENT	FUTURE	ECLIPSES/LUNATIONS TO NATAL
☉				
☽				
♂				
♀				
♄				
♅				
♆				
♇				
♈				
♉				
♊				
♋				
♌				
♍				
♎				
♏				
♐				
♑				
♒				
♓				

MISSION: AQUARIUS, INC.

This next part may be redundant as to what I have just finished, but as I was previously editing this section, I had received a note from Kris Brandt Riske at AFA. The following article was scheduled to be published in the January, 2013 issue of "Today's Astrologer". Here is a free copy just for you.

# A Rudimentary Primer on Secondary Progressions

by Marilyn Muir, LPMAFA

Our lives progress with an incredible variety of experience, and astrology provides us with a multitude of tools to study the life process. Transits, progressions, directions, solar, lunar and planetary returns, diurnals and a host of other techniques are available. The astrologer only has to choose what works best for them, singularly or in combination. I personally use progressions, directions and transits to do general chart readings, and turn to the other techniques to provide additional detail or for research. We have many techniques. We also have personal skills, and our eventual choices marry the techniques to our skill set.

Many astrologers look at personal evolution by means of secondary progressions as the natural unfolding of the natal promise. The technique utilizes a day for a year, with each 24 hours after birth representing one year in the progressed life. If the native were ten years old, the tenth day after birth would represent the tenth year as it unfolds, as birth equals 0 to one year. We are thus able to look at a lifetime of the unfolding of the potential of the birth pattern. There are two popular ways of using these new positions: progressed to natal and progressed to progressed.

I have relied in progressed to natal for almost forty years, and it has not disappointed me. When the positions form new aspect patterns, the native experiences some type of activation that is of the nature of the progressing planet to the natal sensitivity. The key to reading is that the progression is the activating energy and the natal is the energy being activated or acted upon. It took me a long time to learn to separate the activating energy from that which is being activated but it will simplify your reading to keep the two energies clearly marked in your mind.

Progressed to progressed offers both the concept of activating and being acted upon simultaneously, and adds a deeper layer to your reading, but it also supplies you with a whole new chart that can be read as a temporary natal. It is not a static chart. It is in continual motion just as the natal is not a static chart. It is the chart of the progressing human arrested at a selected point in that development, a snapshot to be read at one moment of the human being's development. Each planet and / or point moves at its own measure and must be calculated and applied individually.

Some bodies (such as an outer planet) move so slowly that little new action is shown. That slow movement can involve a planet progressing through a station, either retrograde or direct, and can affect years of experience in contrast to the faster moving planets or points and their aspects. Some bodies perfect a natal aspect through progression. The moment of the actual perfect aspect is primary and gives you a specific time frame. It is my experience that perhaps as much as 95% of such perfect aspects tend to trigger just prior to perfect, and the remaining 5% trigger just after the fact, especially if Saturn is involved. To me, applying aspects represent that which is coming into being. Separating aspects represent the past that begins as immediate and over time transitions into history.

If you use primary directions, do not confuse those positions with progressions. Read them as a separate system. *Note: use direct to natal aspects only, as natal aspects just keep repeating themselves if you aspect direct to direct.*

If you are using transits, you may successfully use transits to natal and transits to progressed. I have never found transits to directions to be valuable or to produce new and useful info. Why? Because directions are a construct, a device for determining arbitrary activations - they are not naturally formed. Progressions are natural movements of the natal planets. They did exist in physical actuality just after birth and can be acted upon by natural transits. We all read and teach from our personal experience, so in my world, natural to natural works beautifully, but natural to constructed device does not appear to be useful.

There is such a thing as converse progressions, where you progress the positions backward in time using the day for a year measure. The day of birth still represents 0 to one year, the day prior to birth represents 1-2 years, and so forth backward through the life. You might think that the intent is to look at what led up to the birth. That might be an interesting study to determine the progress of the pregnancy itself. This might lend itself to a study of birth defects, accidents or diseases that affect the pregnancy, or the environmental status of the pregnancy, such as drought, famine, war, etc. I have never seen nor done a study of that type, but it could prove educational. Instead, the converse progressions are used to show changes or activations in the unfolding or progressing life of the individual. Please do not ask me why that should work but I have seen chart workups using that method. Anyone up to a research project?

# Primary and Converse Directions

*Primary Direction Math Examples*  
*Oblique Ascendant*  
*Directing the Arabian Parts*  
*Minor Arc, Converse Directions*  
*Cosmobiology Wheel Use*  
*Reading Primary Directions*  
*Planets and Points*

*Just what are Primary Directions?* In Chapter 4, we discussed the various methods of advancing the chart. Primary directions are one way to advance the chart and to predict from those results.

*How are they figured?* Primary directions are based on the actual diurnal or daily motion of the Earth's orbit around the Sun. It takes the Earth 365 ¼ days to complete one 360° such orbit, or approximately 1° per day. Regardless of actual planetary movement at birth as in progressions (i.e., stationary, retrograde, fast or slow), all bodies, and also the Midheaven and Ascendant are arbitrarily moved at the approximate rate of one degree per year, forward for primary directions, and backward for converse directions. Directed contacts to natal positions, whether forward or converse, indicate events of the nature of the connecting energies. Unlike secondary progressions, directions do *not* seem to me to apply to psychological attitudes or development of the individual. Instead, they tend to produce events or happenings, as more tangible or visible experiences.

Astrologer Charles E.O. Carter considers all directions matters of fate or destiny. I do not subscribe to a totally fatalistic view. My personal Astrologer, the late Robert "Buz" Myers considered

- ✓ converse (backward) directions as those events we must experience due to their nature of having been established in our past, prior to birth or physical manifestation.
- ✓ Primary directions, being formed forward in time are more under our personal control or influence.

While this could also smack of fatalism to a lesser degree, this forward experience seems to suggest either free will at the point of initiation, or something the actions of the native may have set in motion. My own view is a curious combination of fate and free will. Philosophy first...

I believe that, within the context of our soul's plan for this lifetime, we have limited free will, completely dependent upon our state of awareness at any given moment. If we are unaware, our free will is naturally limited by our lack of awareness. So, ultimate free will would depend on our state of awareness at any time. I do not see our incarnation as accidental. I believe the universe is purposeful and that our individual existences are purposeful. Did our personality select the pattern and energy for this lifetime? That is doubtful since our personality does not seem to have a clue. Perhaps a higher or more aware dimension of self, such as soul or spirit, chose our script. Since we are all still wearing bodies, we are probably still in school. When we finish our lessons, we get to leave the schoolhouse - but we call that "death".

To the degree that we advance our awareness and our connection to those higher states of being, we advance our ability to make better, and possibly more, free will choices. Are our lifespans determined at birth and is that information available in our natal and progressing charts? Another view might be that, as we increase in awareness, our life span might increase with it. Or, if we are dismal failures at the lessons at hand, could that higher dimension of self pull the plug on this experience and give it another try in a different experience? At other times, the aging process can produce a disintegration of vitality and personality. Is there still purpose afoot? Always more questions than answers. End of philosophical discourse.

Most primary direction contacts that can be formed during the native's chart life are formed within six hours after birth, or 90° of right ascension of the zodiac in degrees, representative of the day for a year predictive relationship. Occasionally, humans live longer than 90 years, so sometimes you might need 100° of right ascension for that particular chart. By reading this arc of right ascension (RA) and / or arc of event (AE) to actual events in the native's experience, these arcs may also be used to rectify charts where birth time is in question. The simple advantages to primary directions are that:

- ✓ They are very easy to do.
- ✓ Slow planets are no longer slow.
- ✓ Retrograde or stationary planets move immediately after birth and that motion equals aspect possibilities.
- ✓ No further reference to the ephemeris is required unless you choose solar arc.
- ✓ Add the potential of easy rectification mentioned above, which will take another workbook.

Primary directions as figured yearly apply to the birthday of the individual and not to the adjusted calculation date (ACD). *Note:* the ACD is also known as the progressed ephemeris date (PED), or limiting date (LD) and is described in our secondary progressions chapter. This is also true when you progress your Midheaven by sidereal time. You may adjust your solar arc to any date during the year, although generally one calculation a year is all that is required. This directing to a specific date is known as the arc of event (AE).

- ✓ Since  $1^\circ = 1$  year, and  $1^\circ = 60'$ ,  $60'$  of arc divided by 12 months =  $5'$  per month.
- ✓ 30 days in a month  $\div 5' = 6$  days per one minute of arc. It does not get easier!

There are three methods by which you may direct your chart. Why have one method when you can have a choice?

- ✓ **Symbolic arc:**  $1^\circ$  per year regardless of the actual or mean (averaged) motion of the Sun.
- ✓ **Solar arc:** based on the actual daily motion of the Earth's changing orbit around the Sun (exact). Degrees, minutes and seconds do vary throughout the year. Cosmobiology rules!
- ✓ **Radix arc:** mean (average) motion of the Sun at  $59'8''$  per day.

The selected arc is added to each planet, Midheaven and Ascendant. You could also add this to any other planet or point such as the north node of the Moon, the part of fortune, Lilith, or whatever else you choose to work with. Work with whatever gives you actual value for the time and effort you invest.

Tips and  
Tricks

# Math examples, each type of Primary Direction, Major Arc

Individual born 10/31/38, Sun 7 Sco 56, Event 4/28/70, age 31½  
Beginning ephemeris date used 10/31/38

**Symbolic Arc:** 1° per year

1970y 4m, 28d Event

1938y 10m, 31d Birth

31y 5m 27d = 31 ½ yr

= 31°30' Symbolic arc of event

**Radix Arc:** 59'8" per year mean motion

1970y 4m 28d Event

1938y 10m 31d birth

31 y 5m 27d use Table of Major Arcs

(I prefer Ivy Goldstein-Jacobson's table)

31y = 30°33' + 5m = 25' + 27d = 4'

31°02' Radix arc of event

**Solar Arc:** actual solar motion used

31 years (day for a year) forward from birthday.

12/1/38 = 8 Sag 39 (this is 1970 SA Sun)

birthday = 7 Sco 25 (listed 10/31/38)

31 yr arc = 31° 14' birthday to birthday

As Sun is moving 59'50 per day (or per year)

at this point 5m 27d = @ 6 mo or ½ movement

29'55" or about 30' more arc to event

31°14' + 30' = 31°44' True solar arc

28' difference between symbolic and radix

14' difference between symbolic and solar arc

42' difference between radix and solar arc

Depending upon which motion you use, add the calculated arc to each planet, Midheaven and Ascendant. I happen to prefer Radix because it has been most reliable for my work over many years.

- ✓ Conjunctions are most evident, but oppositions and squares also have strong impact. Trines and sextiles show opportunities and the minor aspects would follow in importance.
- ✓ Remember primary directions trigger the natal chart.

- ✓ Primary directions *cannot* trigger secondary progressions. Why? Since the motion of the directions is symbolic and not real, and the calculations are rigid and act as one body in motion, the two techniques cannot trigger each other.
- ✓ With primaries, the natal aspect is retained since advancing motion is equal to each body and point.

If they are constructs and not actual, then why use them? You will notice when using Secondary Progressions that the outer planets barely move in the available time span (about 90 to 100 years of aging were illustrated), so few new aspects are formed. Occasionally, a natal aspect will perfect itself, a planet will station and change direction or may change signs or houses. There seems to be a limitation to ongoing use of those outer bodies by progression. Those bodies are definitely active in a human life. Primary directions offer alternative activation. Primary directions do work, so we use them to aspect to the natal positions, but that appears to be their limit. Transits do not seem to activate primary directions.

## Oblique Ascendant

In addition, the progressing Ascendant moves irregularly, from possibly  $\frac{3}{4}^{\circ}$  to  $2^{\circ}$  in the same clock time that the midheaven moves  $1^{\circ}$ , which is the standard measure. This is called the “Oblique” Ascendant. You can obtain the Oblique Ascendant from your table of houses using the directed Midheaven at the birth latitude. I have found that both the directed Ascendant and the directed Oblique Ascendant do work, especially as the years progress. It’s an unresolved conundrum, perhaps stages within an overall process.

## Directing the Arabian Parts

To direct the Part of Fortune or any other part, you can add the same arc of event to it. However, if you are calculating the parts associated with the moving Oblique Ascendant, you must perform the usual natal formula for that part using the new directed figures rather than the natal figures. For example, to determine the Part of Fortune (Fortuna) calculated from the directed Oblique Ascendant as described above, the formula would be:

- ✓ Directed Oblique Ascendant plus directed Moon minus directed Sun equals the directed Oblique Fortuna.

# Minor Arc

The Moon's average diurnal (daily) motion of 13° 11' is used to produce the yearly minor arcs as presented by Ivy Goldstein Jacobson's material in *Foundation of the Astrological Chart*, pages 56 (major) -57 (minor). I keep a well-worn copy of these two illustrations in my personal ephemeris. It is possible to add the figure to all the natal placements similar to the major arcs. More commonly, it is added to the natal Moon only, and the derivative placement is called the *minor Moon*. It holds a similar value to the progressing or major Moon in secondary progressions.

Dividing 13° 11' of yearly motion by 12 months = 1° 6' per month, off by only 1' for the entire year. If you wanted to fine-tune it to days of a month, simply divide the 1° 6' (66') per month by 30 days or about 2' per day. On the Primary Directed chart for any year, this would be a secondary Moon listing (one for the major arc Moon, plus this minor arc Moon). Most astrologers would stop there, but it is possible to fine-tune it even further by correcting it to the month and even to the day. The measure is always 13° 11' per year, 1° 6' per month, 2' per day. Want to know if the minor Moon actually works?

TABLE OF MAJOR ARCS

The Radix System, cont'd

57

Add for Direct Directions -- Subtract for Converse

TABLE of MINOR ARCS

Age	Arc	Age	Arc	Age	Arc	Age	Arc
1	0:59	26	25:38	51	50:16	76	74:55
2	1:58	27	26:37	52	51:15	77	75:54
3	2:57	28	27:36	53	52:14	78	76:53
4	3:57	29	28:35	54	53:13	79	77:52
5	4:56	30	29:34	55	54:13	80	78:51
6	5:55	31	30:33	56	55:12	81	79:50
7	6:54	32	31:32	57	56:11	82	80:49
8	7:53	33	32:32	58	57:10	83	81:49
9	8:52	34	33:31	59	58:09	84	82:48
10	9:51	35	34:30	60	59:08	85	83:47
11	10:51	36	35:29	61	60:07	86	84:46
12	11:50	37	36:28	62	61:07	87	85:45
13	12:49	38	37:27	63	62:06	88	86:44
14	13:48	39	38:26	64	63:05	89	87:43
15	14:47	40	39:26	65	64:04	90	88:42
16	15:46	41	40:25	66	65:03	91	89:42
17	16:45	42	41:24	67	66:02	92	90:41
18	17:44	43	42:23	68	67:01	93	91:40
19	18:44	44	43:22	69	68:01	94	92:39
20	19:43	45	44:21	70	69:00	95	93:38
21	20:42	46	45:21	71	69:59	96	94:37
22	21:41	47	46:20	72	70:58	97	95:36
23	22:40	48	47:19	73	71:57	98	96:36
24	23:49	49	48:18	74	72:56	99	97:35
25	24:38	50	49:17	75	73:55	100	98:34

Mos--Arc	Mos--Arc	Mos--Arc	Arc
1	5'	5	25'
2	10'	6	30'
3	15'	7	34'
4	20'	8	39'
5	25'	9	44'
6	30'	10	49'
7	34'	11	54'
8	39'	12	59'
9	44'	13	64'
10	49'	14	69'
11	54'	15	74'
12	59'	16	79'
13	64'	17	84'
14	69'	18	89'
15	74'	19	94'
16	79'	20	99'
17	84'	21	104'
18	89'	22	109'
19	94'	23	114'
20	99'	24	119'
21	104'	25	124'
22	109'	26	129'
23	114'	27	134'
24	119'	28	139'
25	124'	29	144'
26	129'	30	149'
27	134'	31	154'
28	139'	32	159'
29	144'	33	164'
30	149'	34	169'
31	154'	35	174'
32	159'	36	179'
33	164'	37	184'
34	169'	38	189'
35	174'	39	194'
36	179'	40	199'
37	184'	41	204'
38	189'	42	209'
39	194'	43	214'
40	199'	44	219'
41	204'	45	224'
42	209'	46	229'
43	214'	47	234'
44	219'	48	239'
45	224'	49	244'
46	229'	50	249'
47	234'	51	254'
48	239'	52	259'
49	244'	53	264'
50	249'	54	269'
51	254'	55	274'
52	259'	56	279'
53	264'	57	284'
54	269'	58	289'
55	274'	59	294'
56	279'	60	299'
57	284'	61	304'
58	289'	62	309'
59	294'	63	314'
60	299'	64	319'
61	304'	65	324'
62	309'	66	329'
63	314'	67	334'
64	319'	68	339'
65	324'	69	344'
66	329'	70	349'
67	334'	71	354'
68	339'	72	359'
69	344'	73	364'
70	349'	74	369'
71	354'	75	374'
72	359'	76	379'
73	364'	77	384'
74	369'	78	389'
75	374'	79	394'
76	379'	80	399'
77	384'	81	404'
78	389'	82	409'
79	394'	83	414'
80	399'	84	419'
81	404'	85	424'
82	409'	86	429'
83	414'	87	434'
84	419'	88	439'
85	424'	89	444'
86	429'	90	449'
87	434'	91	454'
88	439'	92	459'
89	444'	93	464'
90	449'	94	469'
91	454'	95	474'
92	459'	96	479'
93	464'	97	484'
94	469'	98	489'
95	474'	99	494'
96	479'	100	499'

Mo	dg	mn	Mo	dg	mn	Da	mn	Da	mn	Da	mn	Da	mn	Da	mn
1	1:06	7	7:41	1	02	7	15	13	28	19	40	25	53		
2	2:12	8	8:47	2	04	8	17	14	30	20	42	26	55		
3	3:18	9	9:53	3	06	9	19	15	32	21	45	27	57		
4	4:24	10	10:59	4	08	10	21	16	34	22	47	28	59		
5	5:29	11	12:05	5	11	11	23	17	36	23	49	29	62		
6	6:36	12	13:11	6	13	12	25	18	38	24	51	30	64		

Credit: Ivy Goldstein-Jacobson, *Foundations of the Astrological Chart*

Example If you were 13 years old, you would multiply 13 years x 13°11' for birthday to birthday, and then add the smaller computation for months and perhaps day of calculation for an event. Working on our main example, my Mother died when I was 13y 8m 10d old. Calculate:

$$\begin{array}{lll} 13y \times 13^{\circ}11' + & 8m \times 1^{\circ}6' & + 10 d \times 2' \\ =169^{\circ}143' & =8^{\circ}48' & =20' \text{ combine and reduce*} \end{array}$$

$$\begin{array}{l} 169^{\circ} + 8^{\circ} \qquad 143' + 48' + 20' = 211' \text{ reduce} = 3^{\circ}31' \\ 169^{\circ} + 8^{\circ} + 3^{\circ} = 180^{\circ} \text{ plus minutes } 31' \text{ for } 180^{\circ}31' = \text{Minor Moon} \\ \text{arc for the event.} \end{array}$$

Add to natal Moon (Mom): 15 Aquarius 35\* convert to 315°35' + 180°31' AEv = 495°66' or 496°6':

496°6' minus 360° (one full wheel) = 136°6' convert: to 16 Leo 6, minor Moon for event.

Aspect to natal is square to Uranus 16 Taurus 8, triggering natal promise Moon / Uranus square, 2' to exact. Doesn't get tighter than that!

*\*Note: See full explanation in Chapter 1 for conversion and reduction. Reduction means to remove all full cycles from the totals to arrive at a non-reducible number. If the degrees are larger than 360° remove as many 360° reductions as possible, and the remainder will be the corrected degree. If you have more than 60' reduce by 60 as many times as necessary to get below 60'. In this instance be sure to keep track of the number of reductions you made and that number is added to the degree column. For example: 196' reduces to 3°16'. The same procedure should be done with seconds. All full second cycles are added to the minutes column and the remainder of seconds below 60" is the figure for seconds. You will find it easiest to work from seconds, to minutes, to degrees, right to left as in the rules of general mathematics.*

*Conversion simply means using zodiacal degrees instead of signs to make the math easier (i.e., 00 Aries = 00°, 00 Taurus = 30°, 00 Gemini = 60° and so forth), then you would add the actual degrees and minutes of placement. In our example, 15 Aquarius 35 is converted to 315°35', and 127°20' is converted back to 7 Leo 20.*

## Converse Directions

It is simple to explain what to do, but not as simple to explain why you do it. I tend to use these when I am rectifying a chart, because it is a simple way to quickly see all possible aspects. I really have never tried to apply this in readings, using only the hit mechanism to recognize that an activation is occurring. The math is similar to Primary Directions with the exception that you subtract (not add) the arc of event. The most accurate way to do this, with fewer errors, would be to use the calculated arc of event, but subtract that from the zodiacal natal position. Convert that result back to degrees, sign and minutes as previously described. This is a quick way to spot aspects from both directions or sides from any point, such as the Midheaven. Starting with the Midheaven look at the first planet to which the Midheaven will direct or move forward. Conversely, that same Midheaven shows potential natal aspects behind its position. See if anything connects. Better to check it out and discard if not significant, than to miss something important by avoiding the work. Practice on your familiar sample charts.

Example: The first planet the Midheaven will reach moving forward is Saturn at 12 Aries 50 in the 11<sup>th</sup> house. Since the natal midheaven is 2 Pisces 33, the arc of event would be the distance between the midheaven and Saturn. Notice that the midheaven is at the very end of the zodiac and Saturn is in the first sign of the zodiac. How do you compensate for that? Simply borrow a zodiac of 360° and add it to the Saturn position:

- ✓  $360^{\circ} + 12^{\circ}50' = 372^{\circ}50'$ , then minus the midheaven of  $332^{\circ}31'$ ; which results in  $40^{\circ}19'$  of arc.
- ✓ Using the Midheaven again as your starting point, subtract the arc  $40^{\circ}19'$  for the converse direction.  $332^{\circ}31' \text{ minus } 40^{\circ}19' = 292^{\circ}12'$  or 22 Cap 12.
- ✓ Is there anything at 22 Cap 12? Not in my chart. What about other major aspects? Natal Neptune is at 22 Vir 31 (trine). Natal Mercury is at 21 Sco 09 ( $1^{\circ}$  to sextile).

So what does this new figure represent in terms of event? While the directed Midheaven is conjunct natal Saturn, there should also be a close trine between natal Neptune and the directed Midheaven plus a sextile between natal Mercury and the directed Midheaven within  $1^{\circ}$  of separation. The aspects will be different between directed and converse

and can contribute to the larger story, but it is the actual connections I would zero in on. Oh, did these example figures actually illustrate an experience? Yes, and the sextiles and trines were involved. This is when I had the courage to quit my regular day job and became a full-time Astrologer and Minister. Not all activating aspects are nasty!

This is particularly useful in rectification work, but I do not use converse aspects in my normal reading practice. If you were to direct each planet individually, you should pick up all these aspects anyway, so to me, conversions are usually redundant. I needed to explain it here because I do not want holes or gaps in your knowledge. I wonder if you could do conversed progressions in the same way? Hmmm! Another time, another research project. Interested?

## Cosmobiology Wheel Use

As I was writing the material about the converse directions, what happened in my head? I saw the Cosmobiology wheel as a tool to easily see these direct and converse positions. If you know Cosmobiology and how to set the wheel up, you already know how to use and apply the solar arc directions. What lesser-experienced practitioners might not realize is that converse directions use the same arc of event but reverse the movement between the two wheels. If you are familiar with Cosmobiology, these simple instructions will help you set up the wheels for the purposes of this example. Unfortunately, to teach someone who is not familiar with the Cosmobiology wheels would require writing yet another workbook, not possible within this space. Put Cosmobiology on your to-do list for future studies.

If you know how to work with Cosmobiology, set up duplicate natal charts wheels using the 90° Cosmobiology inner / outer wheel format. One wheel will be slightly larger than the other so both can be easily read. Cut out the smaller wheel around the outside perimeter. Center the smaller wheel on top of the larger wheel and secure both with a workable fastener such as a large clothing snap or a two-pronged clasp. If you have the Cosmobiology arrow wheel available, you can add that to the top but do not obscure the two natal charts. If you do not have or use the arrow wheel, you will still be able to do this rudimentary task without it. The bottom wheel represents your natal chart figures. The top wheel shows the new movable aspects that form.

Calculate the arc of event in degrees and minutes for what you are researching. True solar arc method is usually the choice for Cosmobiology charts.

- ✓ Move the top wheel around to the left (counter-clockwise) the number of degrees and minutes of the arc of event. Look for any direct connections between the inside wheel and the outside wheel.
- ✓ If you want to look at converse directions, move the top wheel around to the right (clockwise) the number of degrees and minutes of the arc of event.

*Time-wise:* the Cosmobiology wheel is set up only once and is completely reusable year after year, event after event. That is all the instruction necessary for this lesson because, as mentioned earlier, further explanation of Cosmobiology requires the dedication of yet another separate study.

Regardless of how you construct your primary directions using your choice of method, once we have the figures and the aspects we need, how do we read it?

## Reading Primary Directions

When the contact is made between the directed planet or point and the natal planet or point, an event occurs - particularly if it has natal significance or a promise to fulfill. It is very possible for a heavy contact or major aspect to have only passing importance if there is no support for it from the natal chart.

For example, my own chart indicates two major contacts at the age of 12. I have no remembrance of a significant event at age 12 (70+ years ago), and neither of my parents are alive for me to question. At that time, I was performing on stage and radio as a child singer / dancer. This was about the time of the advent of television. I did perform on very early television. I was raised in the age where many parents thought they were raising the next Shirley Temple or Judy Garland. It is possible that there was significant activity at that time, although it apparently did not have lasting impact as there was no natal promise to fulfill. It is one of those things I will never know. It makes a good example for this section because not knowing or having a way to access the information does *not* represent denial of possible activation. It simply remains an unknown possibility!

Read the event according to the nature of the planets or points involved, in the house of the point of contact. Remember to note which house the contacting planet moves forward *from* as it is bringing the affairs of that house with it as it makes its contact by forward motion. Also note the houses of rulership that are involved for potential additional insight as to the event. The signs reveal the mode of expression for the event itself. It is really not that difficult once you start working with it.

**The directed planet or point  
contacts the natal point or planet  
relative to house matters at the contact point  
bringing forward house matters of the natal position of the directed  
planet,  
further affecting or being modified by the houses of rulership  
expressing in the manner of the sign of contact  
and the nature of the aspect itself.**

Tips and  
Tricks

Houses, signs and planets, as well as aspects, are read in the usual basic way. The following keywords for the nature of the events may help.

## Planets and Points

*Sun* Affects the broad unfoldment of life; important experiences for developing one's character; individual evolvment; physical vitality, creativity as children of the mind or body; may affect the father or male authority figure in life.

*Moon* Affects domestic matters, emotions, personal / family concerns, mother, everyday occurrences, restlessness, change, general emotional health; may affect the mother or female authority figure in life.

*Mercury* Mental relationships, correspondence, travel, studies or examinations; can act through relatives (particularly siblings), nervous tension, mental restlessness or change.

*Venus* Relationships of a social nature, pleasures, musical or artistic pursuits. Females in general (not usually Mom), friends, love; money matters or acquisitiveness.

*Mars* Energy, drive, aggressive tendencies, impulsive, passionate, self-reliant; quarrels, accidents, friction; hard to govern personal projection; males in general (not usually Dad).

*Jupiter* New opportunities, expansion, travel, cheerful and uplifting, be ready to take advantage of opportunity, but be realistic; progressive spirit.

*Saturn* Conservation, crystallizing, stabilizing, assumption of more duties; can create isolation, coldness, reserve, disappointment or loss, delay; chronic type illnesses or diseases, depletion of energy or the necessity to triage physical activity.

*Uranus* Expect the unexpected, upheavals, sudden happenings, surprise, erratic behaviors; accidents, especially associated with electricity or air travel.

*Neptune* Greater sensitivity, imagination, artistic contacts, sea voyages; hospitalization or imprisonment, chaos, treachery, theft or scandal, anxieties; promotes change, but through foggy or confused conditions.

*Pluto* Cleaning out one's personal closet, or lifting the rug over buried attitudes and conditions; death / rebirth or a need to understand; opening or closing of chapters in life and choices required; heaven or hell, the extremes of experience.

*Midheaven* Matters relating to the profession, career or the "image" and reputation, also one parent.

*Ascendant* Matters affecting personal attitudes or affairs, physical body, how the world sees you, your coping skills.

*Other selected points* in the chart.

*Orb of effect* Use a very tight orb of 1°, which should become stronger as applying. Again, in my experience, most *events* occur when the aspect is within 15' of exact applying and it is weaker when separating. 5' is usually my separating measure. Watch this because some aspects occasionally occur after exact, particularly Saturn. Reason? Something more to study.

Here is a copy of a worksheet I used to learn, teach, and read from as I formalized my skills in Primary Directions.

EVENT		☉	☽	☿	♀	♂	♂	♂	♂	♂	♂	♂	♂	♂	♂	♂	♂	♂
Birth Pos																		
Arc/Event																		
Dir. Pos.																		
Event y m d																		
Birth y m d																		
Diff. y m d																		
Aspects to Natal:																		
Arc.																		
Birth Pos																		
Arc/Event																		
Dir. Pos.																		
Event y m d																		
Birth y m d																		
Diff. y m d																		
Aspects to Natal:																		
Arc.																		
Birth Pos																		
Arc/Event																		
Dir. Pos.																		
Event y m d																		
Birth y m d																		
Diff. y m d																		
Aspects to Natal:																		
Arc.																		
Birth Pos																		
Arc/Event																		
Dir. Pos.																		
Event y m d																		
Birth y m d																		
Diff. y m d																		
Aspects to Natal:																		
Arc.																		

© MISSION: AQUARIUS, INC.

There are many other techniques Astrologers use that I have not studied. As mentioned, I primarily use Naibod progressions, and Radix Directions and transits, including eclipses, solar returns and diurnals. In my files, I have an old two-part article by Dolores Weigel entitled "*How the Hidden Sun Affects Your Life*" that I believe was published by Horoscope Magazine. This technique appears to be a combination of progressed and converse combinations. I have not studied it deeply in terms of actual research, but I did find it interesting. I mention it in case you can locate a copy of the old article if you choose to follow her concept.

### **Recommended reading**

Please understand that I have many modern astrology books and the material is quite good. However, when I am learning and later quoting for teaching purposes, I like to use the same basic reference books that all the other authors have used to produce their material. I prefer the more modern take and application when I am reading, but I always go back to basics for my core teaching material and to build my reference library.

Ivy Goldstein Jacobson, *Foundation of the Astrological Chart*

Nicholas DeVore, *Encyclopedia of Astrology*

Charles E.O. Carter, *Principles of Astrology*

# Solar Returns

*Order of Importance in Reading the Solar Return*  
*Mini-Readings and Tidbits for Basic Concepts*  
*Natal Placements in the Solar Return*  
*Progressing the Solar Return*  
*Other Planetary Returns*  
*Solar Return Hand Method Math*

There is so much confusion in the metaphysical and astrological fields regarding fate / free will concepts. Many people look upon Astrology as a fatalistic theory. Metaphysics, which stresses man exercising his creative potential, sounds like the direct opposite of Astrology when viewed from these perspectives. I am a metaphysician who regularly practices Astrology. My theory finds no quarrel with the free will concept, but does acknowledge that there is a certain “fated” flavor to man’s experience. How do I reconcile these opposed viewpoints? This will get very philosophical for a few paragraphs!

“In the beginning, God” was all there was, and God “created” out of what? If God was all there was, then creation was formed out of God. Everything that *is* (omnipresence – everywhere present) is God. Whether good, bad or indifferent (which is always personal perspective), there is no *thing* that is not God. “Everything that was, is, and ever more shall be”, is God.

“And God(s) created man in his image.” Did you know that the Biblical word for God, “Elohim”, is plural, just like scissors? Just what was that image? Was it the physical form, the anthropomorphic larger-than-life white man in the clouds in all the pictures? Was that image the intelligent, creative, causal consciousness? Was it a multiple reference? Two or more? There are millions, perhaps billions, of definitions, beliefs, and opinions. Personally, I believe “God” is infinite intelligence, the supreme consciousness, and that man is a pinpoint of that consciousness. Think of the ocean as God, and the drops within the ocean as mankind. Each of us contains a minute portion of what God is (or are) as a droplet of God-consciousness. Sometimes we wear an outstanding disguise, and it is hard to identify that God dwells in us all. Man, on his highest level, is a spiritual consciousness who knows on a very deep level his connection to his Creator, which apparently desires experience on multiple levels for its own largely unknown reasons and purposes. As Spirit, our connection to Source is perfection. As all these experiences are collected, we, as droplets of God-consciousness, become the sum total of such developing personal experiences, our Souls.

So, at any given point in the evolution of our personal Souls, we are the sum total of all our previous experiences. This soul level, desiring further experiences in order to grow, selects those conditions and influences it feels best contribute to that overall growth. Since the Soul is a sum total of all its previous experiences, it has an accumulation of debits and credits to its account, and its choices for the future reflect not only that accumulation, but what is required to balance the scales, the “karma”, both the good and the difficult of that Soul. The Soul knows what it must develop or experience in the future. So, the Soul, desiring further growth, and working from the level of accumulated experience, selects an experience on the physical level, which will include at least a partial working out of the accumulated “karma”, plus a reaching for future growth and experience. The Soul may or may not be guided or aided by intelligent consciousnesses, again according to personal beliefs.

Think of our planet Earth as a giant schoolhouse, and the surrounding zodiac as the Earth’s aura with its constantly changing energy patterns. Think of the incarnating ego crossing from the non-physical realm into the physical realm in the midst of this constantly changing energy pattern. The moment of that crossing and inhabitation of the physical body is the beginning of the individual human physical existence. Measured astrologically by the first indrawn breath, the potential of that human is established in the energy pattern that exists at that moment.

Where was the choice made to physically incarnate? As the physical was not in existence at the moment, the choice had to be made on the Soul level. Far more energy and possibilities are visible to the Soul on that level. Our solar system, of which our physical body is now a part, is definable and measurable, its patterns are common and known. Our Soul exercises its free will within this greater vista and selects the best pattern possible for what it intends:

- ✓ A working out of causes and karma from our prior experience.
- ✓ A game plan that takes accounts for potential growth into the future.
- ✓ Karma is simply the law of cause and effect, or in modern parlance, “What goes around, comes around.” Whatever we set in motion through our choices, the results belong to us - whether we remember them or not!
- ✓ We, as droplets of God-consciousness, are totally and completely responsible for our experiences, good, bad, or indifferent. Our ongoing actions produce results, and we must own every one of them. Avoidance is just not possible.

- ✓ This experience happens with or without our conscious participation. Life just happens!

The choice of our higher consciousness is what selects our experience, not some judgmental governing body, which was apparently in a bad mood at that moment. This existence is our personal Soul's choice, the exercise of our free will from a much higher level than our personality, incorporating those causes established by prior experience, which can be called karma. This can be understandably predetermined by our prior actions and experiences, yet within the realm of control from this existence *if* we exercise our God-droplet potential. The etheric vibrations present in our Earth's aura are imprinted on the child, and that determines the basic character patterns, tendencies, and experiences of the current incarnation - and voila! We have an astrological map.

Being fair, the Soul has the overview, and the incarnating personality does not ordinarily have a clue! How much would you learn from an experience if you had a set of directions, a timeline, a reason, and a conclusion laid out for you? You would be a trained monkey! How much more would you learn from an experience if you had to learn your way through it, sometimes two steps forward, one step back, error, possible correction, results? I think this makes better sense as a true learning process. Besides, the overview may be marvelous but may have nothing to do with the actual experience. If the Soul totally understood the implied lesson, it would have no purpose for the incarnation. So, the Soul is learning, growing, balancing, as the personality struggles through the largely unconscious experiences. Our Soul is a work in process just as our personalities are a work in process. So, how do we help ourselves?

Cooperation is the keyword here. I'm not talking about someone or something outside of myself. I am talking about the personality level consciousness cooperating and getting in touch with its higher dimensions of Self. If we do that, we can do a cooperative team effort to have the experience, get the most out of the experience, balance those existing karmic imbalances and make steady progress towards the evolution of our consciousness. No one outside of you does anything to you. No one made arbitrary choices and forced you to endure or be the victim. You are responsible for your life and experiences. Make the leap in consciousness to realize that, cooperate with the lesson, listen to your own higher voice, and make the best out of this lifetime and your experiences. End of philosophical overview.

*Charting* By freezing that moment of insertion into this physical existence, the first indrawn breath, the time / space pattern may be charted. The natal horoscope, our personal zodiacal aura, is interpreted into human experience, the natal promise. Just as a seed contains all the elements for unfolding into root, stem, leaf, flower and plant, so does the individual chart contain the embryo of potentialities for the human. An analysis of a person's yesterdays, today's, and tomorrow's can bring clarity for work and growth, according to his / her potential. This is a personal first point of Aries, the beginning of life, no matter what signs are involved, and the initiating moment of the measure of progress on all levels.

That time / space pattern imprinted on the individual (read: natal chart) creates sensitive points in space, which are triggered or activated from time to time by planetary movements, such as secondary progressions, primary directions, transits, lunations, eclipses and returns, to name just a few. In this lesson, we will be studying the return of the Sun to its natal position which occurs once a year, the Solar Return (SR). First of all, let us understand what is meant by the "Sun's return".

It is well known that our Earth orbits our Sun. But from our perspective on Earth, it looks like the Sun that is moving - personal perspective. Inasmuch as general Astrology is a geocentric or Earth-centered study, all of our measurements are based from the Earth to all other bodies orbiting our Sun. In our orbit around the Sun with the backdrop of the zodiac surrounding our solar system, it appears from our viewpoint or personal perspective that our Sun occupies the changing signs and degrees of the zodiac. A specific line-of-sight relationship is formed between the Earth and the Sun at birth. When the transiting Sun occupies the same, degree, minute and second of zodiacal longitude that it occupied at the moment of the first indrawn breath, the then current wave of energy enters that human organism carrying with it all of the qualities of that moment in time, revitalizing every cell of the body, stimulating the mind, senses, and experience, whether consciously realized or not. I have meditated at that moment and it provided a definable, powerful effect.

That moment is called the Solar (Sun) Return and may be frozen in time to study, much the same as the natal is a freeze frame of a moving sky. That moment may then be charted and interpreted. While it is possible to set the SR for the birthplace, I prefer to use the actual physical location at the moment of the return. This assumes the role of a relocation chart being set for where the individual was at the moment of that return. Please note that the exact return of the Sun will take place the day of, the day before, or the day after your birthday - not necessarily always on your birthday. Why? The difference is between the standard 360-degree circle and the

365.25 days in a calendar year. The reality is that you experience that energy surge wherever you are at that moment, in that location, which may or may not be your birthplace. When I was learning this technique, I experimented with the choice of birthplace or relocated chart. To me, the most accurate and usable charting was the actual physical location at the moment of the SR. It will, therefore, be important to know where you were or will be at that exact return moment. You can make a personal conscious choice, or just “spin the wheel and take your chances”.

Using the transiting planets for that moment, the probable course of events may be ascertained for the year, enabling the individual to plan ahead and to cooperate with Nature’s laws, and hopefully lessening the stresses of day-to-day existence.

This chart is a temporary influence based on transiting positions. It is considered to be in effect from birthday to birthday and a new SR chart must be computed for each year to allow for the changing planetary and relocated house positions. In my experience, there is a slight overlapping effect from one chart to the next, possibly up to three months. Bear in mind that this is a temporary influence that must be read in context with the natal promise. That natal promise is the seed potential. Nothing of any great consequence can occur in any temporary chart without the natal or a progressed promise.

This is like having a personal road map for the year, a thumbnail sketch of your life. Learn to take advantage through prior knowledge of your strengths and weaknesses. Learn to roll with the punches or adjust your thinking at strategic times. And, above all, learn and know that nothing occurs in your life that you have not drawn to you, requested or earned.

There is some free will from this level that can be exercised in a SR chart. The overall planetary pattern for any given moment in time is not alterable. However, the house cusps are determined by geographic location. You can pre-select mundane placement of the planets within the wheel by the choice of the geographic location at the *moment* of each solar return.

If, for example, you were to erect a chart and discover that many SR planets occupy the 12<sup>th</sup> house, particularly the chart ruler, and decide that seclusion was not desirable, you can attempt to rotate the house wheel by changing longitude and latitude determinants for better planetary / house placement. You could possibly move those 12<sup>th</sup> house placements into the

11<sup>th</sup> or 1<sup>st</sup> houses. Or, you may choose to alter the rising sign of the SR to better suit your personal goals and objectives. Perhaps this could be done locally if the rising sign you have already determined is cuspal. Or you might have to travel to experience your SR in a dramatically different arrangement. This is a little like playing God with your life for that year. Do that respectfully.

Remember to take into consideration *all* of the map and not just a couple of desirable changes. Do not base your decision to change your potential for the year without reviewing the potential consequences of your action. I have seen remarks that this alteration is easy to do. If you are not seriously researching the impact of such changes, it would be easy. But you could also be receiving some surprises along the way. It is not as easy to play God as it looks on the surface. Be forewarned.

**Books** In my study of SRs, I started with *Your Sun's Return* by Alfa Lindanger, *The Solar Return* by Ray Merriman, *What will Happen When Your Sun Returns* by Jinni and Joanne, and *Foundations of the Astrological Chart* by Ivy Goldstein-Jacobson. I have read far more books and taken available workshops, but I have mostly practiced and read hundreds of clients. That is my criteria for this lesson.

Because of the primary use of computers for chart calculation, I will put SR math at the end of this lesson. I will start with a reading overview and go into the details of delineation. If you do not cast your charts, the math part will have little value for you, but the chapter would be incomplete without it.

## **Order of Importance in Reading the Solar Return**

Let us start with the assumption that you have an accurate SR for the year in question. Needless to say, the entire chart has to be read, always bearing in mind the natal promise. However, following are key areas that can help give an overall impression of the chart to facilitate the reading. Interestingly enough, the zodiac signs are not considered to be of primary importance in this chart. Signs refine and clarify your reading and add detail such as characteristics of behavior. Of more importance seem to be the planets and houses. Remember the information generated from one SR chart is limited to one specific SR year.

- ✓ The SR Ascendant is your key to this year, especially when within an 8° conjunction of the natal Ascendant (key year).
- ✓ Note the qualities of the SR Ascendant as it seems to establish the type of experience. Cardinal initiates, fixed establishes, and mutable adapts.
- ✓ The year of a change of qualities can be very significant, and you may have several successive years in one quality *if* your return longitude and latitude do not change drastically.
- ✓ The SR Ascendant is how you begin your year. The Imum Coeli (IC) or 4<sup>th</sup> SR house cusp is how you end your year. These will not necessarily be the same quality.
- ✓ Place all or significant natal positions around the outside of the SR wheel (i.e., planets, Ascendant, Midheaven). The SR house in which your natal Ascendant falls becomes a high focus area on a mundane level.
- ✓ Locate your SR Ascendant in your natal chart house. There is a personal emphasis of natal house matters this year according to the matters of the SR house.
- ✓ Note the SR house position of the SR chart ruler. This is the area in which you will work out or learn the year's major lessons.
- ✓ Note the house position of SR Saturn as this controls the SR skeleton or framework for that year.
- ✓ Note the house position of the SR Sun as this is the spotlight for the year, your greatest growth potential.
- ✓ Note any other planet returning to within 2-3° of its own natal position, as its energy is intensified.
- ✓ Note the SR planets and their rulerships. The house ruled by a planet indicates where the energies of the planet and the activities it activates by occupation are actually worked out.
- ✓ Be sure to note the placement of the Nodes, Part of Fortune, and the Vertex and the Anti-Vertex only if you desire to work with those points of reference.
- ✓ Do not clutter your charts with unnecessary positions. I have had charts handed to me to read that looked like a chaotic plate of spaghetti. I would not even try. Simple and clean is better. You can always add more detail, if desired, or you can study a position as research.

Chart patterns such as Bundle, Bowl, Bucket, See-saw, Locomotive, Splay and Splash may be applied using standard interpretations. It may be helpful to note that from mid-1978 though early 1979, only two patterns were routinely possible, the Bundle and the Bowl, due to the very tight arc placement of the planets during that period. Only the Moon was able to swing out of those patterns to occasionally form a bucket or other pattern.

When the outer planets travel fairly close together within a few signs, the bundled effect can be felt for a long transiting period, especially when the faster-moving planets move into those conceptually bundled signs. As the Sun moves out of those signs, it will take Venus and Mercury with it and start to break up such a pattern. Watch the transits for such bundling as they will affect any planetary return.

Note hemispheric influence using standard reference material.

- ✓ Below horizon: concerned with internal, subjective reactions, the *why* of things.
- ✓ Above horizon: live life more objectively, externally, functionally.
- ✓ Rising, left of chart: make own decisions, exercise free will, destiny-making.
- ✓ Setting, right of chart: less control, involvement with others, destiny-fulfilling.

What about overabundance in house position? Balance is preferred. Six or more planets in:

- ✓ Angular houses: too much activity or ego desires for personal attention.
- ✓ Succedent houses: obsession to stay in rut, stubborn or prideful.
- ✓ Cadent houses: too many changes, spin wheels, not enough stability, irritable, restless, meditate.

## Mini Readings and Tidbits for Basic Concepts

*Planets and Points* The planets are the actual working energies, those facets within an individual that contribute to the overall individuality itself, the *what* of our experience. The personal points are intensely personal intersections points between the great circles that surround us, but there is no physical object at their location, so they may affect things somewhat differently than planetary energy.

- ✓ **Sun** Spotlight, where you shine! Chief interest and activities, area of greatest growth, creativity and vitalization, self-identification, pro-active
  - Capricorn Sun rising, possible permanent dignity and honor

- ✓ **Moon** Area of greatest change, not fully understood until the next solar return; where greatest emotional needs reside, reactive in nature, security issues
  - if New Moon, new beginnings
  - angular: forms important relationships
- ✓ **Mercury** Decisions, paper transactions, current intellectual interest, communications
  - in 5<sup>th</sup> young people or creativity
  - in 6<sup>th</sup> work on or with your mind
  - in 2<sup>nd</sup> money and resources on your mind
- ✓ **Venus** Your greatest pleasure, romantic or compatibility nature, taste, value system, financial attitude
  - in 10<sup>th</sup> spoiled darling, popular and magnetic
- ✓ **Mars** Energy applied, competition, initiative, impulsiveness, discord, passion may override common sense, something can be “cut out of your life”
  - hard aspect to Neptune, purposeless activity “spinning your wheels”
  - hard aspect to Uranus, rebellious
- ✓ **Jupiter** Expansion and success, how your principles will aid your efforts, area of growth and good fortune, education and teaching emphasized, “old door closes so a new door can open”
  - 7<sup>th</sup> fruitful partnership
  - 11<sup>th</sup> expands social life and friendship
- ✓ **Saturn** Framework for year, all other planets support Saturn in its house occupation and rulership, sets pattern or structure, responsibility, reality, practicality, and results of past effort
  - 12<sup>th</sup> possible confinement or seclusion
  - afflicting the 10<sup>th</sup>, dishonor or downfall
- ✓ **Uranus** Hates ruts or crystallized conditions, the awakener – sudden, unexpected changes, unpredictable, non-conforming, the disrupter, encourages individuality, can bring separations. That which was destroyed or changed or needed to be destroyed or changed. Uranus can actually leave you better by its contact despite the foregoing keywords.
  - In 1<sup>st</sup> house or conjunct the Ascendant, watch for accidents, sudden events.

Tips and  
Tricks

- ✓ **Neptune** Spiritual awareness, your creative imagination, your dreams, hopes and ideals
  - Negatively: gullibility, illusion, false hope, trickery when negative.
  - It can dissolve restrictions by way of inspiration, if you allow it. "A fog is lifted."
  - In 10<sup>th</sup> assumed name, alias, pen name
  - Can counsel the people of the house it occupies, or cause misunderstandings if negative aspect.
- ✓ **Pluto** Transformation urge can add new dimension to life, takes its time, potential area of power, or greatness in influencing others. Elimination, removal, reform, re-evaluation.
- ✓ **North Node** Face challenge of new, walk forward into life, improving overall relationships.
- ✓ **South Node** Area of completion and habitual response, use to positively support North Nodal lesson.
- ✓ **Vertex** Expectancies from your environment in terms of what you have freely taken from it, best to pay back when activated.
- ✓ **Anti-Vertex** The easy way out, no growth, where you have been the taker or initiator of prior experience.
- ✓ **Part of Fortune** Point of good fortune unless 19 Scorpio or 29 Pisces, questionable in the 8<sup>th</sup> or 12<sup>th</sup> or conjunct a malefic planet or fixed star (standard Part of Fortune rules).
- ✓ **Retrograde** planets indicate review, repeat or revalue matters of house before you can progress. You can experience frustration if you try to ignore.

Houses are the arena of activity where the energies work themselves out by occupation and rulership.

- ✓ **1<sup>st</sup> /Ascendant and ruler** Your face to the world, immediate response to stimuli from others or environment, coping skills, your basic key to the year for your personal needs and desires, what you are going to do.
  - Planets occupying the 1<sup>st</sup> give a change of attitude, especially the Moon.
  - If an intercepted sign comes to the solar return ascendant, you may have an opportunity to work out the qualities of the sign, which you may normally have difficulty expressing.
- ✓ **2<sup>nd</sup> and ruler** Personal values, financial matters, the results of prior personal efforts, earning capacity, possessions
  - 2/8 involvement can also indicate death

- ✓ **3<sup>rd</sup> and ruler** Your state of mind, ideas and how you communicate them, short journeys, relationships with neighbors, siblings, relatives, correspondence
  - 3 / 9 travel
  - 3 / 4 change environments
  - 3 / 7 / 11 marriage possible
- ✓ **4<sup>th</sup> / IC and ruler** Roots, foundation, core self, family matters, parents, domestic concerns, remember the 4<sup>th</sup> house cusp (IC) is where you end your solar return year
  - 4 / 5 family conditions
  - 4 / 10 axis triggers major changes in life
- ✓ **5<sup>th</sup> and ruler** New romance, entertainment, self-expression in creativity, children or young people, recreational interests, speculative short-term ventures
  - 5 / 11 can signal death of a parent
  - 5 / 8 pregnancy complications, gambling, sexual activity
- ✓ **6<sup>th</sup> and ruler** Health or illness issues, service given or received, working conditions, adjustments, changes within a job
  - 6 / 10 change of job
  - 6 / 8 / 12 illness or surgery
- ✓ **7<sup>th</sup> / Descendant and ruler** Cooperation or controversy with others, significant relationship, marriage or partnership, legal matters, social status
  - 7 / 9 legal affairs
- ✓ **8<sup>th</sup> and ruler** Joint resources, partner's financial outlook or value systems, long-term investments, taxes, insurance, estates, research projects, birth / death / rebirth, sexual matters, conformity to another's wishes
- ✓ **9<sup>th</sup> and ruler** Education, mental expansion, philosophy, religion, wisdom, clergy, foreigners, publishing, court decisions, long distance travel, preparing for the future
  - Key: If Ascendant ruler is posited in the 9<sup>th</sup>, you tend live in the future instead of the present.
- ✓ **10<sup>th</sup> / MC and ruler** Public image, career and professional status, reputation, superiors of any kind, attitudes about vocation, purposes and expectations, characteristics you are advised to develop to attain your goals, a destiny factor for the solar return year
- ✓ **11<sup>th</sup> and ruler** Social activities, group associations, friends, goal setting / life objectives, career rewards and accomplishments, realization of vocational or professional efforts

- ✓ **12<sup>th</sup> and ruler** Efforts behind the scenes, charity or volunteer work, institutions, withdrawing phase, rest, reclusive, privacy, isolation, psychic involvement possible, face spiritual depths or issues, self-judgment or self-sabotage, working with past attitudes, retreat to make plans
  - This is not a good placement for the chart ruler - it can be a difficult year (and a good reason to change the location of the solar return)
  - Natal Ascendent in 12<sup>th</sup>, feeling of confinement
  - Natal Saturn in 12<sup>th</sup>, can be actual confinement

A planet within 3° of a house cusp can be very influential according to the nature of the planet itself, especially if conjunct the angles. The planet is even stronger if in the house ruled by the cusp it conjuncts, and is weaker but still influential in the house prior.

Aspects the usual delineation, but with tighter orbs:

- ✓ Conjunction: support and unification, 8° orb.
- ✓ Opposition: relationship or other viewpoint awareness, 4° orb
- ✓ Square: challenges and obstacles, 4° orb.
- ✓ Quincunx: reorganize and adjust or can become ill, 2° orb.
- ✓ Yod, double quincunx, Finger of God pointing: what you *must* do.
- ✓ Minor aspects do not seem to be very effective in this shorter-term chart unless promised natally.
- ✓ A planet in 29° of a sign is usually completing a cycle.

Signs by house rulership indicate how you express that area of experience for the year. They indicate where you:

- ✓ **Aries** - start things spontaneously or use your initiative.
- ✓ **Taurus** - are practical and persistent to achieve material results.
- ✓ **Gemini** - adapt and are flexible to immediate environment, data gathering.
- ✓ **Cancer** - will nurture things to achieve emotional security.
- ✓ **Leo** - are dramatic, self-expressive or projective, creative.
- ✓ **Virgo** - are precise, detail-oriented, self-analytical and self-critical.
- ✓ **Libra** - are cooperative and try to restore balance, seeking fairness can go too far.
- ✓ **Scorpio** - call on your deepest psychological resources to renew and restore.
- ✓ **Sagittarius** - expand your vision, goals and mental outlook.
- ✓ **Capricorn** - apply consistent, practical effort to build position or reputation.

- ✓ **Aquarius** - express yourself uniquely to effect joint or group goals or personal freedom.
- ✓ **Pisces** - commit self to dissolve old attitudes, unrealistic or idealistic, sorrow or loss.

Intercepted signs work below the surface of house activity. This is an unconscious reaction to the cusp sign and can cause some confusion or unexpected attitudes in house matters. Interceptions delay but do not deny.

## Natal Placements in the Solar Return

As previously mentioned, place the natal planets and points around the outside of the Solar Return (SR) chart to the degree that such positions are useful to you. Use a second color pen to prevent confusion. Your computer program should allow a bi-wheel: the return is the base and the natal is around the outside. Any SR planet that returns to within 2-3° of its natal position emphasizes the placement of that planet in the SR.

The key house in the SR is that of the natal Ascendant placement. This house is the area of special personal importance where the native will project much personal energy, the area of immediate attention in handling current circumstances, where you hope to succeed, to create a good impression on yourself and others, and what your current desires are.

- ✓ Also remember to check where the SR Ascendant falls in the natal chart - it helps localize activity. If the natal Ascendant is in the 12<sup>th</sup>, there is a feeling of confinement. If natal Saturn is in the 12<sup>th</sup> there is a good chance of actual confinement, medical or otherwise.
- ✓ Note where the natal Midheaven falls in the SR chart for the area of special interest and importance to the position / career / reputation and be sure to note the SR Midheaven placement in the natal chart to show the area affecting career / reputation / position this year, again localizing some of that activity. The natal Midheaven in the SR chart indicates where you may accomplish and where you feel a sense of unfoldment or destiny with great expectations. You may develop and express a sense of professionalism, and may have to deal with superiors, so be prepared.

**Tips and  
Tricks**

- ✓ The natal Descendant falling in the SR house indicates the area where you will form partnerships or feel a special sense of relating to others. It shows what others desire and how to cope with circumstances created by or involving others.
- ✓ The natal IC / 4<sup>th</sup> cusp in the SR house notes family or domestic concerns with those house matters. It is your “real” and not temporary roots, your personal sense of identity or security, what you “need”.

You may further refine your reading by putting the SR placements around your natal wheel. I personally do not work much in this area and have no experience around which to base teaching material. I have seen other Astrologers generate much good information by this practice.

## Progressing the Solar Return

This can actually be done. My first encounter with the possibility was a long-ago workshop by Ray Merriman. If available, use his material directly. The Midheaven in the SR moves approximately 1° every four days, or 87° direct per year. Depending upon latitude and longitude at the birthday, the Ascendant travels between 45° and 2° during that same four days, so activations may follow different timing.

- ✓ Average Midheaven travel: 87° per year, 7°15' per month, 36' per day.
- ✓ Average Ascendant travel: determine actual motion of the Solar Return Ascendant per year.
  - Then determine motion per month: actual yearly motion divided by 12
  - Divide monthly motion by 30 days for daily motion and make adjustments as needed.

To time an event, three methods may be used:

- 1) Midheaven Measure the distance in degrees between the Midheaven and the planets from the 10<sup>th</sup>, 11<sup>th</sup>, 12<sup>th</sup> houses, and multiply the answer by four. This is the number of days from the birthday to the event signified by the Midheaven contacting the planet or point in question by conjunction. This may be also used to determine the Midheaven axis contact to the planets in the 4<sup>th</sup>, 5<sup>th</sup>, and 6<sup>th</sup> houses by opposition. Be aware that the opposition appears to me to be a very weak predictive tool. This is the only timing method I have encountered.

Tips and  
Tricks

- 2) Ascendant Go to the table of houses for the latitude of the SR. Follow that latitude for the progressing Ascendant until it makes a contact to a planet located in the 1<sup>st</sup>, 2<sup>nd</sup>, or 3<sup>rd</sup> houses. Look up the Midheaven that applies to the progressed Ascendant at the SR latitude. Measure the distance in degrees between the SR Midheaven and the progressed SR Midheaven. Multiply that answer by four, which reflects the days between the birthday and the contact date of progressed Ascendant to the planet in question, by conjunction. Again, this may be used to determine the contacts to the 7<sup>th</sup>, 8<sup>th</sup>, and 9<sup>th</sup> house planets by opposition, but that appears to be a weaker contact than the conjunction. Not easy, but again, no alternative method.
- 3) Note the date that the transiting Sun conjuncts a planet, Ascendant or Midheaven. If specific dates repeat themselves as you work these various methods, this could be the timing of a major change or happening. You may then wish to cast a Lunar Return for that particular month.

By using these three methods, events can be timed to within four days if the SR is accurate.

*Note: If a planet has just passed over the SR Ascendant and moved into the 12<sup>th</sup> house, something related to that planet took place right around or just before the birthday.*

Remember that, in my experience, a SR chart seems to have a mild overlapping effect of approximately three months.

## Other Planetary Returns

Lunar Returns (LR) occur 12 ½ times per year, so thirteen LR charts would have to be computed for a single year to be thorough. The actual total is 25 every two years. The house occupied by the Moon in the LR chart is the most important position. The Ascendant and its ruler in the chart would be next in importance. If you have the Moon in the 1<sup>st</sup> house of a lunar return, it will definitely give a change of personal attitude.

A LR would be like the second hand for the SR chart. I know astrologers who use the LRs regularly. I personally do not see the value of calculating thirteen more charts, especially since, when I started studying the returns, all charts were cast by hand. With a computer, after entering your natal

chart information, simply ask for a LR for however many months you are willing to work the charts. The chart that is produced should show the natal Moon repeated in the LR chart. Each LR chart holds value until the next LR. Do as much work as there is value for you, especially to learn any subject.

Look at the LR as a stand-alone chart, but remember it is a 29-day chart only. Do not read too deeply into its effects. The more common usage would be to compare the LR chart and positions to the natal chart. If you are trying to define a tighter time frame for a SR chart, compare the LR to the SR to see if there are specific connections to positions. Personally, at this point I would turn to diurnals to time an event to the day.

Other planetary returns may be computed using the same basic method. However, correction is required only to degrees and minutes. Correction to seconds of are not usual as in the case of the SR. Your computer would correct automatically. You would only work returns on the Sun through Saturn. A Uranus return would occur at age 84, and you could do one if you thought it useful. (As I rewrite this section in 2022, I am currently experiencing a Uranus return.)

Neptune and Pluto would not return during a single human lifetime, so these returns are more useful in mundane work. For example, the U.S. celebrated its 237<sup>th</sup> birthday in 2013. The U.S. Pluto return is in process for this current re-write (2022) and will occur between the 247<sup>th</sup> to 248<sup>th</sup> anniversary - not that far away. The U.S. and several of the individual states within the U.S. have already celebrated their Neptune returns (167 years). I have recently been researching those returns and have been fascinated by what I have found, but the study is incomplete at this point. The house occupied by the planet being returned will be the key for that return.

I did not find much written or online material on planetary returns, and I had not really used them in my earlier practice. I admit that I knew next to nothing about them until the original writing when I realized I was encountering Neptune returns on mundane charts. It has been an interesting journey investigating one of the weaker areas of my astrological knowledge: events, movements, states, etc.

- ✓ The Wisconsin mass shootings,
- ✓ the political turmoil in our western states,
- ✓ Hurricane Sandy,
- ✓ the political War on Women, which is visible astrologically,
- ✓ and many other non-person issues are definitely influenced by their Neptune returns.

The outer planetary returns are dependent upon multiple factors not necessarily understood astrologically. I recently (2022) went to school studying the U.S. Neptune return, which provided an unexpected position for it. I would rely on computerized versions rather than speculate on questionable math by hand. Originally published in the *AFA Bulletin*, “Neptune’s Mysterious Return” February 21, 2012, V74 #2, is available on my website: <http://www.marilynmuir.net/articles-old/neptunes-mysterious-return/>

On a purely astrological logic basis, the planetary return would be calculated for the exact time the planet returned to its natal position, using sign, degree and minute; seconds are not usually available. The chart could be read as a stand-alone, relative to that planet and what it represents in the native’s chart. It is a window into the workings of that planet at that time in the native’s life, good until the next return of that planet. Comparing the SR planet’s positions to the natal and progressed charts would be the other reading method. Remember to isolate your reading to the nature of the specific planet.

## Solar Return Hand Method Math

In order to set a SR chart, the position of the natal Sun must be known to the degree, minute and second. Inasmuch as 1’ of movement of the Sun = 24’ of clock time, that 24’ of clock time can equal 6 degrees variation of the Midheaven, and possibly more or less for the ascendant and remaining house cusps. Logarithms round off to the nearest minute. Therefore, by hand, diurnal motion tables must be used to correct the natal Sun position. Use chart one from your diurnal motion tables to compute the natal Sun to degree, minute and second of arc. Then compute the whole chart using the natal method. Of course, if you have access to a computer for your charts, simply put in the natal information and select a SR chart. It will prompt you for the physical location (relocation) of the SR. Be sure you are accurate with the physical location at the moment of the return itself as the house placements, and therefore the readings, can change dramatically.

I have attached both midnight and noon ephemeris instruction sheets for construction of the return by hand. I have also provided the construction forms including wheel that I gave to my students for their daily use. Again, one is midnight and one is noon ephemeris based. Also, Wikipedia online has good information regarding this.

Astrology enjoys a tremendous list of valuable websites. Don't hesitate to take a stroll through the world's largest library, the internet, simply by Googling for the subject in which you are interested. Stay away from the kooks, but do include scientific websites which are great for diagrams and explanations.

<http://www.google.com/search?hl=en&q=Solar+Returns&btnG=Google+Search>

<http://www.google.com/search?hl=en&q=Lunar+Returns&btnG=Search>

<http://www.google.com/search?hl=en&q=Planet+Returns&btnG=Search>

A few months prior to the original writing of this section, I wrote an online planetary return article about the fact that I had just celebrated my sixth Jupiter return, a twelve-year cycle repetition, and realized there was really no information available to astrologers about a planet with multiple returns. I tried to remember what happened at each return and listed those facts for each occurrence. The original article, "*A Personal Journey of Jupiter Returns – A Teaching Article*" was published in the AFA monthly bulletin *Today's Astrologer* February 21, 2012, v74#2. That original article was updated this last year when I celebrated my seventh Jupiter Return and can be accessed on my website at:

<http://www.marilynmuir.net/articles-old/a-personal-journey-of-jupiter-returns/>

## SOLAR RETURN MATH - MIDNIGHT

In order to set a Solar Return chart, the position of the Natal Sun to the degree, minute and second must be used. In as much as 1' of movement of the Sun = 24' of clock time, that 24' of clock time can equal 6 degrees or so of variation of the house cusps. Logarithms round off to the nearest minute, therefore diurnal motion must be used to correct the Natal Sun position. Using Chart 1 from your Diurnal Motion Tables, compute the Natal Sun to degrees, minutes and seconds of arc.

*Example:* 10/31/38 EST 7:32:32 PM (using midnight ephemeris)

Sun's position 11/2/38	8 Sco 54:39	Birth time	7:32:00 PM
Sun's position 11/1/38	<u>-7 Sco 54:36</u>	Corr. to GMT	+5:00:00 EST
Total Movement	1 00:03		12:32:00 AM on 11/1 or Remember base is midnight (34' past base)

Using Chart 1, 1:00:00 Column (closest), look up hours and minutes. In this instance:

No hours = 0'00"	11/1 Sun position	7 Sco 54:39
34 minutes = <u>1'22"</u>	Plus Correction	<u>1:22</u>
Correction 1'22"	Natal Sun	7 Sco 55:58

Next, compute the Sun position for the current Solar Return chart, also by diurnal motion using degrees, minutes and seconds of arc. Using Chart 1, you follow the same procedure, but you will reverse the use of the columns.

*Example:* Natal Sun 7 Sco 55:58, Solar Return 10/31/78, midnight ephemeris

Sun's position 11/1/78	8 Sco 12:38	Natal Sun	7:55:58
Sun's position 10/31/78	<u>-7 Sco 12:36</u>	Nearest Sun	<u>8:12:358</u>
Total Movement	1 00:02	Difference	16'40"

Using the 1:00:00 Column (closest), look up the closest answer to 16'40" of movement which is below 16'40", and that is 15'00", equaling 6 hours

leaving 1'40", equaling 40 minutes. Your correction is 6 hours and 40 minutes to GMT.

To determine if AM or PM, if the natal Sun is more than the nearest midnight Sun, the correction is simply added to midnight and becomes AMGMT. If the natal Sun is less than the nearest Sun, subtract hours and minutes from midnight (11 hours, 60 minutes) which becomes PMGMT (day before). Remember you are dealing with Greenwich time – be sure to note the date of the sun position you are using.

Set up the Solar Return chart using the Greenwich Clock Time in effect. If the GCT is PM, you will have to use the ephemeris time from the midnight prior to the SR and add the 12 hours on the clock between that midnight and noon of the SR to the GCT before you determine the interval correction. Once the Chart Sidereal Time has been determined, set up your house cusps from your Table of Houses as usual. Remember these instructions have been written for West longitudes and midnight ephemeris.

Except for the Moon, the balance of the planets may be rounded off by fractional motion such as 1/3, %, %, 1/6, etc. using the correction factor to Greenwich Clock Time as is normal procedure in any chart (how far + or – nearest midnight position). Should any of these planets be questionable as to cusp, take the time to correct the motion exactly. Using diurnal motion methods, correct the Moon.

Using another color pen, place the natal planets and important points around the outside of your Solar Return chart and note any close conjunctions.

# SOLAR RETURN CHART FOR:

to \_\_\_\_\_  
(Mon/Day/Year) (Year)

Using the current MIDNIGHT ephemeris to set up the year's Solar Return (that day, hour and minute when the Sun returns to its exact natal position), determine which two day corrected natal Sun falls between (one is usually the birthday). Clearly mark which is nearest.

Higher position of Sun: \_\_\_\_\_  
Lower position of Sun: \_\_\_\_\_  
Total Motion: \_\_\_\_\_

Correct Natal Sun: \_\_\_\_\_  
Nearest position: \_\_\_\_\_  
Difference (Small Motion) \_\_\_\_\_

To determine hours and minutes correction to Greenwich Mean Time (GMT), using Diurnal Motion Chart 1, use motion column closest to Total Motion: \_\_\_\_\_  
Small Motion Difference: \_\_\_\_\_  
Less Closest Answer: \_\_\_\_\_ hrs.  
Balance: \_\_\_\_\_ mins.  
Hours and Minutes of Correction: \_\_\_\_\_ hrs. \_\_\_\_\_ mins.

To know time on your clock of the Solar Return:  
S.R. Greenwich Clock Time: \_\_\_\_\_ M \_\_\_\_\_  
Time Zone in effect = / - : \_\_\_\_\_ Data  
Time on local clock: \_\_\_\_\_ M \_\_\_\_\_  
(Note if date changes)

Midnight (11 hours 60 minutes): \_\_\_\_\_ Nearest \_\_\_\_\_  
Correction (+ or -): \_\_\_\_\_  
Greenwich Clock Time: \_\_\_\_\_ M \_\_\_\_\_ Data

To determine if AM or PM, if the natal Sun is more than the nearest midnight Sun, if correction is simply added to midnight and becomes AMGMT. If the natal Sun is less than the nearest Sun, subtract the hours and minutes from 11 hours 60 minutes (mid which becomes PMGMT (day before).

Greenwich Clock Time: \_\_\_\_\_ M  
If applicable, add 12 hours: + \_\_\_\_\_  
Hours from prior midnight: \_\_\_\_\_ Data  
Interval Correction: + \_\_\_\_\_  
Ephemeris Time prior midnight: + \_\_\_\_\_  
Totals: \_\_\_\_\_  
Long. Equivalent Time: \_\_\_\_\_  
(minus if West)  
Subtotals: \_\_\_\_\_  
Solar Return Chart Sidereal Time: \_\_\_\_\_

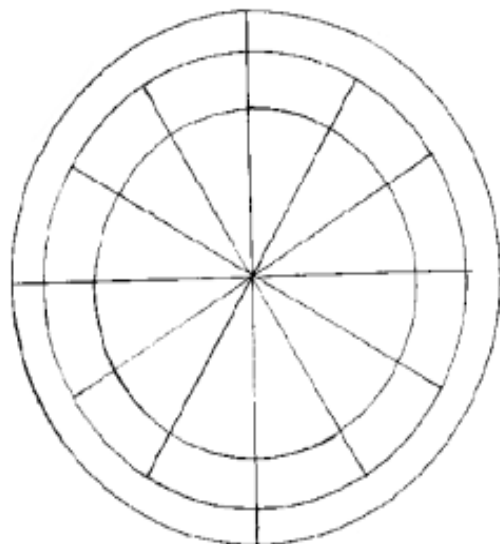
Location for your birthday: \_\_\_\_\_  
Longitude: \_\_\_\_\_ Latitude: \_\_\_\_\_

Enter house cusps using the new Solar Return Chart Sidereal Time (2nd wheel)

Enter planets (which may be approximate), nodes, part of fortune, vertex and anti-vertex, if desired. If necessary, calculate Moon (or any other planet) by diurnal motion.

Moon position day after: \_\_\_\_\_  
Moon position day prior: \_\_\_\_\_  
24-Hour motion: \_\_\_\_\_  
Greenwich Clock Time: \_\_\_\_\_ M  
+ / - Nearest Moon: \_\_\_\_\_ (correction factor)  
Using Diurnal Motion Tables, look up Total Motion columns for time correction factor and add or subtract to nearest noon.  
Nearest noon: \_\_\_\_\_  
+ or - Correction: \_\_\_\_\_  
Solar Return Moon: \_\_\_\_\_

Place Solar Return planets / points in inside wheel. Enter natal planets, MC and Ascendant in outside wheel. Note close conjunctions.



## SOLAR RETURN MATH - NOON

In order to set a Solar Return chart, the position of the Natal Sun to the degree, minute and second must be used. In as much as 1' of movement of the Sun = 24' of clock time, that 24' of clock time can equal 6 degrees or so of variation of the house cusps. Logarithms round off to the nearest minute, therefore diurnal motion must be used to correct the Natal Sun position. Using Chart 1 from your Diurnal Motion Tables, compute the Natal Sun to degrees, minutes and seconds of arc.

*Example:* 10/31/38 EST 7:32:32 PM (using noon ephemeris)

Sun's position 11/1/38	8 Sco 24:36	Birth time	7:32:00 PM
Sun's position 30/31/38	<u>-7 Sco 24:35</u>	Corr. to GMT	<u>+5:00:00</u> EST
Total Movement	1 00:01		12:32:00 AM on 11/1 or +12:32:00 hr from noon 10/31

Using Chart 1, 1:00:00 Column (closest), look up hours and minutes:

12 hours = 30'00"	10/31 Sun position 7 Sco 24:35
32 minutes = <u>1'20"</u>	Plus Correction <u>31:20</u>
Correction 31'20"	Natal Sun 7 Sco 55:55

Next, compute the Sun position for the current Solar Return chart, also by diurnal motion using degrees, minutes and seconds of arc. Using Chart 1, you follow the same procedure, but you will reverse the use of the columns.

*Example:* Natal Sun 7 Sco 55:55, Solar Return 10/31/78, noon ephemeris

Sun's position 11/1/78	8 Sco 42:37	Natal Sun	7:55:55
Sun's position 10/31/78	<u>-7 Sco 42:35</u>	Nearest Sun	<u>7:42:35</u>
Total Movement	1 00:02	Difference	13'20"

Using the 1:00:03 Column (closest), look up the closest answer to 13'20" of movement which is below

13'20", and that is  
12'31", equaling 5 hours

leaving 51", equaling 20 minutes. Your correction is 5 hours and 20 minutes to GMT.

To determine if AM or PM, if the natal Sun is more than the nearest noon Sun, the correction is simply added to noon and becomes PMGMT. If the natal Sun is less than the nearest Sun, subtract hours and minutes from noon (11 hours, 60 minutes) which becomes AMGMT (before noon). Remember you are dealing with Greenwich time – be sure to note the date of the sun position you are using.

Set up the Solar Return chart using the Greenwich Clock Time in effect. If the GCT is AM, you will have to use the ephemeris time from the noon prior to the SR and add the 12 hours on the clock between that noon and midnight of the SR to the GCT before you determine the interval correction. Once the Chart Sidereal Time has been determined, set up your house cusps from your Table of Houses as usual. Remember these instructions have been written for West longitudes and noon ephemeris.

Except for the Moon, the balance of the planets may be rounded off by fractional motion such as 1/3, 1/4, 1/5, 1/6, etc. using the correction factor to Greenwich Clock Time as is normal procedure in any chart (how far + or – nearest noon position). Should any of these planets be questionable as to cusp, take the time to correct the motion exactly. Using diurnal motion methods, correct the Moon.

Using another color pen, place the natal planets and important points around the outside of your Solar Return chart and note any close conjunctions.

# SOLAR RETURN CHART FOR:

\_\_\_\_\_ to \_\_\_\_\_  
(Mon/Day/Year) (Year)

Using the current NOON ephemeris to set up the year's Solar Return (that day, hour and minute when the Sun returns to its exact natal position), determine which two days the corrected natal Sun falls between (one is usually the birthday). Clearly mark which is nearest.

Higher position of Sun: \_\_\_\_\_  
Lower position of Sun: \_\_\_\_\_  
Total Motion: \_\_\_\_\_

Correct Natal Sun: \_\_\_\_\_  
Nearest position: \_\_\_\_\_  
Difference (Small Motion): \_\_\_\_\_

To determine hours and minutes correction to Greenwich Mean Time (GMT), using Diurnal Motion Chart 1, use motion column closest to Total Motion: \_\_\_\_\_

To know time on your clock of the Solar Return: \_\_\_\_\_

Small Motion Difference: \_\_\_\_\_  
Less Closest Answer: \_\_\_\_\_ hrs.  
Balance: \_\_\_\_\_ mins.  
Hours and Minutes of Correction: \_\_\_\_\_ hrs. mins.

S.R. Greenwich Clock Time: \_\_\_\_\_ M  
Time Zone in effect +/-: \_\_\_\_\_ Date  
Time on local clock: \_\_\_\_\_ M  
(Note if date changes) \_\_\_\_\_ Date

Noon (11 hours 60 minutes): \_\_\_\_\_  
Correction (+ or -): \_\_\_\_\_  
Greenwich Clock Time: \_\_\_\_\_ M

To determine if AM or PM, if the natal Sun is more than the nearest noon Sun, the correction is simply added to noon and becomes PMGMT. If the natal Sun is less than the nearest Sun, subtract the hours and minutes from 11 hours 60 minutes (noon)

Greenwich Clock Time: \_\_\_\_\_ M  
If applicable, add 12 hours: \_\_\_\_\_  
Hours from prior noon: \_\_\_\_\_

Location for your birthday: \_\_\_\_\_  
Longitude: \_\_\_\_\_ Latitude: \_\_\_\_\_

Interval Correction: \_\_\_\_\_  
Ephemeris Time prior noon: \_\_\_\_\_  
Totals: \_\_\_\_\_

\_\_\_\_\_

Long. Equivalent Time: \_\_\_\_\_  
(minus if West)  
Subtotals: \_\_\_\_\_

\_\_\_\_\_

Solar Return Chart Sidereal Time: \_\_\_\_\_

\_\_\_\_\_

Enter house cusps using the new Solar Return Chart Sidereal Time (2nd wheel)

\_\_\_\_\_

Enter planets (which may be approximate), nodes, part of fortune, vertex and anti-vertex, if desired. If necessary, calculate Moon (or any other planet) by diurnal motion.

\_\_\_\_\_

Moon position day after: \_\_\_\_\_  
Moon position day prior: \_\_\_\_\_  
24-Hour motion: \_\_\_\_\_

\_\_\_\_\_

Greenwich Clock Time: \_\_\_\_\_ M  
+/- Nearest Moon: \_\_\_\_\_ (correction factor)

\_\_\_\_\_

Using Diurnal Motion Tables, look up Total Motion columns for time correction factor and add or subtract to nearest noon.

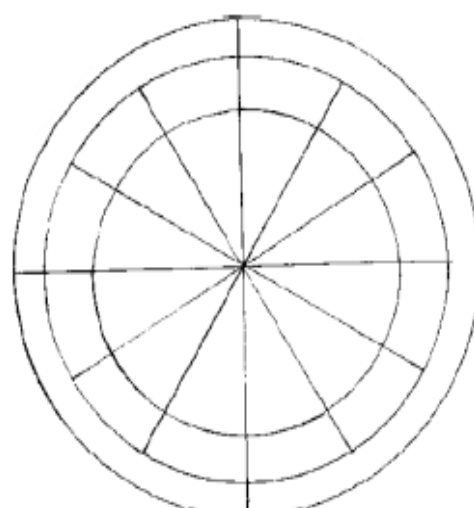
\_\_\_\_\_

Nearest noon: \_\_\_\_\_  
+ or - Correction: \_\_\_\_\_  
Solar Return Moon: \_\_\_\_\_

\_\_\_\_\_

Place Solar Return planets / points in inside wheel. Enter natal planets, MC and Ascendant in outside wheel. Note close conjunctions.

\_\_\_\_\_



# Diurnal Charting

*Notes for Example Chart*

*Fate vs. Free Will*

*Diurnals with Progressions?*

*Example Other than Birth and Death*

*What is a diurnal chart?* Diurnal means day. Therefore, this is a chart for any day, a transit chart, set specifically for an individual using that individual's birth information. There is also a separate definition for diurnal / nocturnal difference that does not apply to this presentation.

Since the chart can be set for any day or year, you could conceivably construct 365 of them for a single year. That is way too much work for potential results, although such an effort would be an incredible learning process. Instead of casting charts for non-events, you are smarter to select certain dates that you have reason to believe could be significant and construct a few strategic charts. For example, you might want to choose an impending marriage, operation, birth, court appearance, political election, etc. The diurnal chart will show you the circumstances and energies for any specific day for any individual. Therefore, the diurnal can be used in advance of important known dates to see how the individual could be personally affected on that date. As the years and my learning curve have advanced, I have come to rely on diurnals as a major player in my arsenal of astrological tools.

The diurnal motion chart that we will use in this class is *not* a relocated chart. Relocation, as well as many other applications, is the subject of much controversy among astrologers. I have had excellent results from diurnal charts using the natal location. At some point in the future, you may choose to experiment with other types. Just be sure to learn one method thoroughly before experimenting on others. Then pick what works best for you.

*How do you construct a diurnal chart?* Go to your handy-dandy computer and simply insert your basic birth information just as you would for your natal chart: date and time of birth, daylight savings time correction if any, time zone of birth, and city of birth with longitude and latitude. The only point you must change on the natal is the date. Instead of the date of birth, change that date to the date of the known or impending event. What do I mean by known or impending?

If studying to learn any technique, astrologers will examine past event dates associated with the native. If an event has already occurred, the birth event date serves as an example to learn the technique. If the technique has already been mastered and the aim is to project ahead, then impending or theoretical dates will be used. If, for example, a baby is to be born in the future, questions will arise as to the date of delivery and a few chart dates can be cast to see which diurnal looks most likely for actual birth. The events and their charts will be quite different from one another in terms of layout in houses, complexity and diversity. I learned diurnal basics from my children's births. I also learned from my daughter's daughter's birth, my grandchild. One event was physical, in that I participated. One was a gift to me, a grandchild, because I was not personally involved in the physical part. Such patterns would lay out differently, particularly through the houses.

Diurnal is my favorite technique to fine-tune a long-term activation. Which day out of the weeks or months of ongoing activity will be the significant day? Get as close as possible using regular techniques then trot out the diurnal chart to narrow the time frame. Since computers take only seconds to erect a chart, experimentation is fast and easy. Once you are proficient, you will not have to print all the charts to come to a conclusion, you will be able to see the patterns develop and the conclusive point will be visible.

Prior to the 2000 USA presidential election, I participated in three separate astrology television panels looking at three different upcoming presidential elections. Each astrologer on the panel gave their conclusions and reasons as to who would win each election, perhaps about a week or so before each election, and a discussion ensued. My own technique was to do natal, progressed, directed and transit, the same as the other astrologers. However, I had the advantage of the diurnal technique and was able to successfully pick the winners in all three elections. This is not a pat on my own back. It is a positive comment on the validity of the technique. The diurnal astrological technique did work. The first two elections were not difficult to determine. The third and last one mentioned was Bush v. Gore. That election was so 50 / 50 that it was just about impossible to select the winner, so much so that I thought I was doing something wrong. How I finally decided who would win was to go back over the charts and see if either candidate had even a tiny edge. The outcome was that difficult to determine. Eventually I determined Bush would win, barely, and he did.

These results had nothing to do with personal choice or opinion - it was straight up astrology. That election was so fraught with nonsense, with many truly believing it was rigged or fundamentally flawed. I lived in South Florida at the time. I *know* it was flawed. I saw what went on first-hand. We in Florida saw and heard happenings and details that apparently never made it through the national media. Why my “flawed election” conclusion? Historically, and against all the mandates of our Founding Fathers, the U.S. Supreme Court chose the president. My kids, who were also here and voted in that same election, saw it differently than I did. That is what is called personal perspective. I have given you my personal perspective because it is the one I have; but there can always be differing opinions when humans are involved.

Be aware that there is a natural rhythm to diurnal houses. The house cusps repeat year to year in the same time frame, usually within about 36 hours. That is due to the discrepancy between  $360^\circ$  and  $365\frac{1}{4}$  days per year. When our Founding Fathers set March 4<sup>th</sup> inaugurations into the Constitution, the house cusps remain very close in each natural inaugural chart. The exception would be when a Vice President was elevated to the presidency by the death of the elected president. March 4<sup>th</sup> gave strong Pisces influences to our inaugurals. When the date was changed to January 20<sup>th</sup> prior to FDR’s second term, a strong Aquarian influence took over our inaugurals, again with a few exceptions. The noon passing of power is set by the Constitution itself.

One more brief note regarding the casting of a diurnal chart. I have played with setting the chart for the day of an event and also for the day prior. Why? If you have a late PM birth and the event itself occurs early in the day, I wondered if that would make a difference. The Moon is the only body that would move substantially, and it can travel 12 to 15° in a single day. With additional research, I reached a conclusion that if the event appears to have already occurred, cast another diurnal chart for the day prior. It will allow for the applying aspects related to the event itself. The activations should be applying, not separating. Do some experimenting. This presentation is introductory. My new Diurnal Workbook gives more in-depth research and application. It will shortly be available at [marilynmuir.net](http://marilynmuir.net).

Aside from those few introductory remarks as to changing of the event date, there is little else I can give as instruction except to suggest the obvious. If you do not have access to the much easier computer charts, you will have to construct the charts by hand. I always teach any math that goes with my material. However, in this instance it is simply constructing a natal chart with the date change as necessary. I feel students do not realize they are shortchanged if instructions are not provided, regardless of usefulness to an individual.

## Tips and Tricks

Since the advent of computers, few astrologers cast charts by hand, and I see that as correctable error. You will get so much more out of these techniques if you understand how they physically work. The visual is definitely worth a thousand words. Even if you do not intend to construct charts by hand, you should still learn the math. It will honestly help you in your delineation. For your use, I noted simple diurnal math instructions at the head of each example should you choose to have that deeper understanding of how diurnals work.

What can I do to help you better understand this technique? I am going to share an example from my original personal research with copies of the charts. At times, it is difficult to have the intimate information needed to understand an event and the associations between the charts. Privacy issues associated with the charts become a big question. To protect others from inadvertent personal disclosure or invasion of their privacy, I prefer to use my personal charts and history. Therefore, I would appreciate your discretion. My basic personal chart information is always available to my students and is freely provided. Chart data is not provided for any other natal out of respect for individual privacy. Only wheels and aspects will be shown. I have provided pertinent environmental notes with each example to flesh out the meaning for each event. Again, your discretion is appreciated.

Since construction of charts is so simple, diurnals are best taught by using examples. Usually chart angles figure largely for the timing indicated by the diurnal chart. Look at:

- ✓ diurnal planets on diurnal angles
- ✓ diurnal planets on natal angles
- ✓ natal planets on diurnal angles
- ✓ diurnal planets to natal planets
- ✓ a cluster of diurnal planets
- ✓ clustering of planets using the multiple charts
- ✓ and natal or diurnal house emphasis

Aside: An interesting side note developed as I set and read the birth diurnals. How many times have you been questioned about whether children are born at exactly the right time since many are born many days before or after the mother's due date? All of my children were born early: nine days to five weeks, and they were relatively small babies. As close as I can tell doing this diurnal work, babies do have their correct birth charts. To keep it as simple as possible, we will initially examine the diurnal to the natal charts. More depth later!

## Notes for Example Chart

- ✓ *House cusps and inside wheel positions are diurnal; outside main wheel hosts the natal positions.*
- ✓ *A diurnal reflects the transits for that day relative to one specific individual.*
- ✓ *An event chart for that date will have similar positions, but with substantial changes to the Midheaven, Ascendant and Moon.*
- ✓ *Use a tight orb for the aspects, preferably less than 1°, but note other aspects that are close.*
- ✓ *When aspecting the diurnal Moon, remember that it actually moves 12-15° in any single day.*
- ✓ *Watch for diurnal clusters near angles, and then reassess with natal cluster positions included.*
- ✓ *Look next at major aspect patterns, first in the diurnal and then with natal. Look for dominance.*

*MM natal 10/31/1938, 7:33 PM EST rectified, Cambridge, NY, USA  
thirteen main positions for all natal chart figures: Midheaven 2 Pisces 33,  
Ascendant 28 Gemini 31, Sun 7 Scorpio 56, Moon 15 Aquarius 36,  
Mercury 21 Scorpio 09, Venus 4 Sagittarius 54R, Mars 4 Libra 16, Jupiter  
22 Aquarius 40, Saturn 12 Aries 50, Uranus 16 Taurus 08R, Neptune 22  
Virgo 31, Pluto 1 Leo 31, N Node 17 Scorpio 51R.*

---

---

---

---

---

---

— [ 142 ] —

**Childbirth itself:** family 4<sup>th</sup> / IC, children 5<sup>th</sup> house specific for #1, Midheaven stature / title, Ascendant physical: IC 2 Virgo 33, 5<sup>th</sup> cusp 5 Libra 41, Mars conjunct 5<sup>th</sup> cusp 4 Libra 16, Sun 7 Scorpio 56 in 5<sup>th</sup>, midheaven 2 Pisces 33, Ascendant 28 Gemini 31.

*Note first the clustering in fixed signs using both charts on the bi-wheel.*

- ✓ Diurnal Moon 2 Pisces 39 conj MM natal midheaven of 2 Pisces 33 and opposite diurnal Pluto 2 Virgo 08, diurnal Sun 5 Virgo 11 widely conjunct diurnal Pluto, both conjunct MM natal IC (family) 2 Virgo 33 complex, square MM natal Venus 4 Sagittarius 54 (ruler of natal 5<sup>th</sup>).
- ✓ Diurnal Descendant 2 Libra 54 conjunct MM natal Mars 4 Libra 16 and natal 5<sup>th</sup> cusp 5 Libra 41. *Child #1 has Aries rising, Mars chart ruler.*
- ✓ Diurnal Mars 21 Taurus 35 opposite MM natal Mercury 21 Scorpio 09 in diurnal 8<sup>th</sup>.

In order to present the concept of diurnal with natal, it was necessary to really limit the material, including:

- 1) only the two charts, natal and diurnal and
- 2) using only hard aspects which show the action necessary to a physical birth.

While there were many other aspects available, listing them would have only confused the issue. Birth is not only the stress. Good things happen such as the arrival of a gift, a child. All that joy was present in every birth but did not help me tell the story between the diurnal and the natal. Check them out for yourself.

What about the child's natal chart - the event itself? Since the personal diurnal is a transit chart of a single day, and is the day of the birth event for that native, the positions between the diurnal and the event chart will be similar, with the exception of the Midheaven, the Ascendant, and possibly the Moon. Smaller incremental changes would occur to the faster-moving planets, but not enough to jeopardize existing aspects. Using only the child's natal Midheaven, Ascendant and Moon, we will now examine such potential contacts.

- ✓ Child #1 Midheaven 1 Capricorn 27 exactly conjunct MM diurnal midheaven 1 Capricorn 27, out-of- sign wide opposition MM natal Ascendant 28 Gemini 33.
- ✓ Child #1 Ascendant 2 Aries 04 conjunct MM diurnal Ascendant 2 Aries 54, opposite MM natal Mars 4 Libra 16.

- ✓ Child #1 Moon 5 Pisces 32 square MM natal Venus 4 Sagittarius 54R (Venus rules MM natal 5<sup>th</sup>).

I think these examples illustrate that specific and close aspects do work between the three charts. In addition, I happen to have the research for two more natural children and the birth of a grandchild, the birth of that child to my child. Those additional charts (and more) will be presented in the diurnal workbook. But at this point in this workbook, we need to move beyond birth into other examples of diurnal charting.

## Fate Versus Free Will

There is so much controversy about free will or predestination that life and death are definitely prime subjects for this diurnal study.

- ✓ Is life predictable or is it random?
- ✓ Does chaos rule the day, or is there a universal purpose to existence?
- ✓ Do we come in with the cards already stacked, or are we able to personally affect the experience and the outcome?
- ✓ Are fate and free will rigidly one or the other, or is there room for both?
- ✓ Is life, particularly *my* life, purposeful, or is it fatalistic and there is nothing I can do to alter it one tiny bit?
- ✓ To me that last sentence is really depressing. There would be no point to experience!

Astrology offers an interesting study between the opposites of fate and free will. Astrologers see patterns easily, but that does not make them easy to identify in experience and personal control. Because of my 49 years of study regarding both our evolving consciousness and Astrology, at this point my own conclusion is that life is purposeful, and serves some overall objective individually and collectively.

- ✓ I do believe that we have free will to aid and abet that process, or we can drag our heels and refuse to cooperate with our lessons. Life is going to happen anyway!
- ✓ The old analogy of rowing upstream occurred to me as I wrote this section. You can choose to swim upstream, but eventually you will tire and have to flow with the current. Of course, you can always swim to either side and get out of the current altogether provided those sides are visible and reasonably easy to reach.

- ✓ See how free will can be exercised? You are in the stream. You get to choose! Fight the current, go with the flow, strike out tangentially, or withdraw from the stream (of consciousness).
- ✓ Additionally, to me, the capacity for free will is determined by our spiritual awareness from moment to moment as we grow and become.
- ✓ We are a work in process with good days and bad days, but I still believe our lives are purposeful. I prefer that concept to one of being an unwilling participant in chaos.

Birth and death serve as great examples. Think about this as we explore more diurnal chart examples.

Now we will look at the death of one parent. *If* the parents are specific to a house as is suggested in natal and progressed delineations, then we might expect that one of those patterns should show more emphasis than the other as a specific. Watch what develops in this example to see if the effects are that specific in the diurnal charts. Remember as well that this particular death was an ongoing several-month process and not just a single day event. In many cases, the pattern for a death is ongoing, as are the ongoing results from that death. We are simply studying the event at one defining moment, but the wider aspect possibilities may relate to the ongoing process both before and after the event. Keep your orbs tight for credibility and accuracy for the actual happening, but recognize the value of wider orbs as they apply to the overall process.

The parents are shown by the IC / midheaven or 4<sup>th</sup> / 10<sup>th</sup> axis and houses.

- ✓ Death is an 8<sup>th</sup> house matter, so we will include the 8<sup>th</sup> cusp and house for general death information.
- ✓ Death of a parent would be the 8<sup>th</sup> of the 4<sup>th</sup> / 10<sup>th</sup> axis.
- ✓ The death 8<sup>th</sup> of the 4<sup>th</sup> house parent is the 11<sup>th</sup>.
- ✓ The death 8<sup>th</sup> of the 10<sup>th</sup> house parent is the 5<sup>th</sup>.
- ✓ Therefore, the 5<sup>th</sup> / 11<sup>th</sup> axis will signify the death of either of the parents, and occasionally both.

Birth Chart Sidereal Time  
 - Ephemeris Time Day of Birth  
 = Subtotal  
 + Ephemeris Time of Event  
 = Diurnal Chart Sidereal Time  
 Construct standard chart at birth latitude. Calculate planets standard method or round off to 1/4 degree, unless cuspal.

B.C.S.T.  
 - E.T.  
 D.O.B.  
 = Sub  
 + E.T.  
 D.O.E.

Diurnal C.S.T. 14:50:34

@ Birth Lat. 43N

Put planets in inner wheel. Insert natal positions in second color.

Current progressions 4/12/52

Aspects to natal and transits

M.C. 17° 13' 40" N

Asc. 18° 40' 00" E

Sun 21° 28' 00" E

Moon 19° 05' 00" E

Mercury 10° 42' 00" E

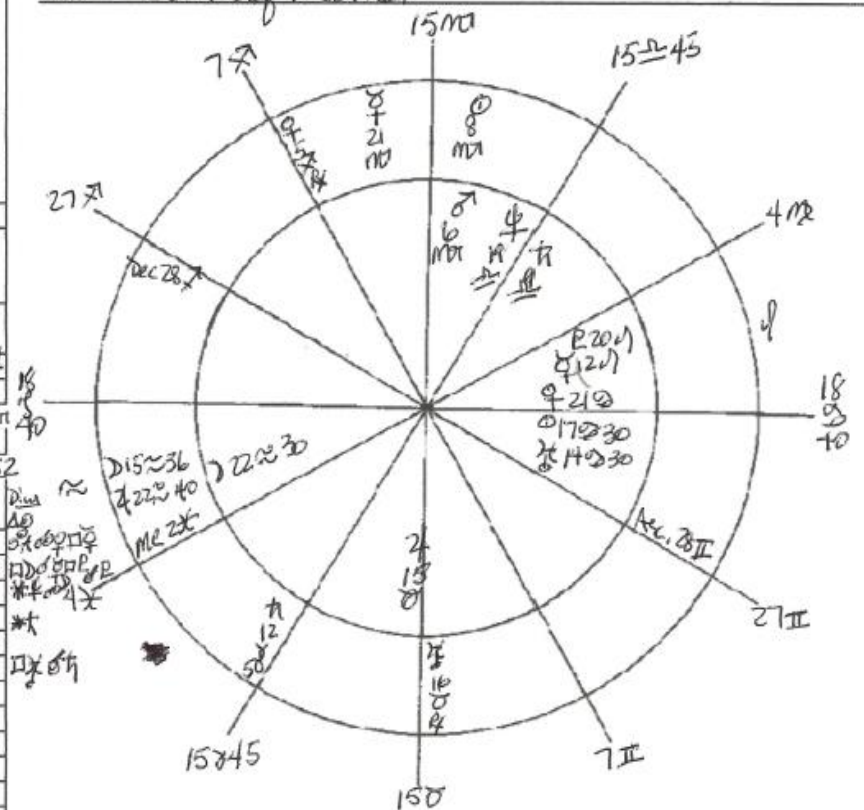
Venus 0° 38' 00" E

Mars 12° 46' 00" E

Diurnal Chart: MM

For: 7/9/52

Event: Death of Mother



Example 2: Death of MM Mother for diurnal, natal chart date changed to event 7/9/52, not relocated.

Notes: death caused by general shutdown of autonomic systems due to brain cancer tumors.

Where to look in the chart? General deaths are 8<sup>th</sup> house, death of IC parent = 11<sup>th</sup>, death of MC parent = 5<sup>th</sup>.

- ✓ MM natal 8<sup>th</sup> 17 Cap 58, ruler natal Saturn 12 Aries 50R.
- ✓ MM natal 4<sup>th</sup> 2 Virgo 33, Neptune 22 Virgo 31, Mars 04 Libra 16, ruler Mercury 21 Scorpio 09.
- ✓ MM natal 11<sup>th</sup> is 5 Aries 41, Saturn 12 Aries 51R, Uranus 16 Taurus 08R, ruler Mars 4 Libra 16.
- ✓ MM natal 10<sup>th</sup> 2 Pisces 33, co-rulers Neptune 22 Virgo 31 and Jupiter 22 Aquarius 40.
- ✓ MM natal 5<sup>th</sup> 6 Libra 41, Sun 7 Scorpio 56, ruler Venus 4 Sagittarius 54R.

*Note:* I think that list covers just about every position in the chart! Do you think this was an important event to this native? We need to focus to see if we can find a more specific pattern. All diurnals are based on MM's natal chart.

- ✓ Diurnal cluster Uranus 14 Cancer, Sun 17 Cancer, Descendent 18 Cancer, Venus 21 Cancer 51 square diurnal Nep 18 Libra 57 and very wide square to MM natal Saturn 12 Aries 50R.
- ✓ Diurnal cluster IC 15 Taurus 13 conjunct diurnal Jupiter 15 Taurus 20 and MM natal Uranus 16 Taurus 08R, square MM natal Moon 15 Aquarius 36 and square diurnal Mercury 13 Leo 33.
- ✓ Diurnal Moon 22 Aquarius 56 conjunction diurnal N Node 21 Aquarius 52 and MM natal Jupiter 22 Aquarius 40 opposite diurnal Pluto 20 Leo 09 all square MM natal Mercury 21 Scorpio 09.
- ✓ Diurnal Mars 6 Scorpio 28 conjunct MM natal Sun 7 Scorpio 56.

Can we isolate which parent from all of that? Difficult. The general aspect count is:

- ✓ 4<sup>th</sup> / IC parent death: Mercury / Neptune / Mars / Saturn / Uranus: nine aspects.
- ✓ Midheaven parent death: Jupiter / Neptune / Mars / Venus / Sun: eight aspects.

*Note:* It has been a long-term speculation in astrology that the Nodes are involved in many forms of death. Notice that they are intimately involved in this death event. One example does not make it a rule, but this particular example does support that theory. This is the lunar node, and this is the death of my Mother. It is worth remarking that, upon the death of my Mother, my Father assumed the roles of both parents. Perhaps that is why the general aspect count was so close in terms of connections.

## Diurnals with Progressions?

I mentioned that we would do more later and here we are – it's now later. If an astrological technique is of any real value, it cannot be pure speculation and it cannot be isolated to one application or author. It must prove itself in research and use by many astrologers and it must apply itself to the general fund of astrological techniques and applications - and that includes my own material. What do I mean? We have explored two examples as they illustrate the particulars of events diurnal to natal. We have also proven that the birth data that changes a transit to a personal diurnal and changes again to the new birth chart for the event itself works well between the charts. What else can it do?

Does the diurnal chart apply to regular progressions? (Oh dear. Have I just opened up a whole new can of worms for you?) If I progress the natal chart to the date of the event, will the diurnal positions match those new progressed figures with any significance? For illustration, I will apply this progression question to the death event just studied. Take a deep breath. This can be a more complicated delineation with the addition of a third chart.

MM progressions to death event are as listed. Progressed to progressed and progressed to natal are usual aspects, so I will omit unless related to diurnal triggering. To prevent unnecessary complication, I will focus here on diurnal to progressed.

- ✓ MM progressed midheaven 16 Pisces 58, Ascendant 10 Cancer 28, Sun 21 Scorpio 40, Moon 22 Leo 06, Mercury 10 Sagittarius 59, Venus 00 Sagittarius 32R, Mars 12 Libra 53, Jupiter 23 Aquarius 33, Saturn 12 Aries 02R, Uranus 15 Taurus 34R, Neptune 22 Virgo 51, Pluto 1 Leo 29R, N Node 17 Scorpio 46.
- ✓ Diurnal Jupiter 15 Taurus 19 conjunct MM progressed Uranus 15 Taurus 34R, *tightening of natal square*.
- ✓ Diurnal Moon 22 Aquarius 57 conjunct diurnal N Node 21 Aquarius 52, MM natal Jupiter 22 Aquarius 40 and progressed Jupiter 23 Aquarius 33, opposed progressed Moon 22 Leo 06, diurnal Pluto 20 Leo 09 and diurnal S Node 21 Leo 52, all square natal Mercury 21 Scorpio 09 and progressed Sun 21 Scorpio 40, *a very tight complex*.
- ✓ Diurnal Uranus 14 Cancer 26 square progressed Mars 12 Libra 53 and wide to natal Saturn 12 Aries 50R and progressed Saturn 12 Aries 02R. Progressed Ascendant 10 Cancer 28 is quite wide but worth noting in this group, 4° from conjunction to diurnal Uranus.
- ✓ Diurnal Saturn 8 Libra 55 widely conjunct progressed Mars 12 Libra 53 and opposite progressed Saturn 12 Aries 02R, all square progressed Ascendant 10 Cancer 41.

*Note:* To me, the most significant progressed aspect for this event was progressed Mars opposite natal Saturn, 9° wide at birth, perfected at this event, both ruling natal death of a parent.

*Father's Death* I have done the workup for the death of my Father, even though his birth is time unknown (as was my Mother's). I have not done the rectification work for my Father as yet, just because rectification by hand is a bear to do. And, when you finish the work, it is still an educated guess. I did the sunrise natal, diurnal and progression for his

death, with my birth data as a base, just as I did for all the other examples. I also did the sunrise natal, diurnal and progression for him as an individual. I was able to easily see the connections just as I had with my Mother's workup. However, this is so speculative that I decided to stop there. And I don't wish to be maudlin. One parent's death will serve as enough of an example for this brief lesson.

## Example Other Than Birth and Death

I want to take a different approach because there is so little diurnal study material available. If I offer a variety of examples, it should stimulate your own thinking processes. You may come up with ideas that have not occurred to me. If so, let me know the details or publish your own (well researched, please) material. Using our existing chart base, let us first look at the diurnal house cusps compared to the natal house cusps before we look at the regular aspects just to see if there is any useful information.

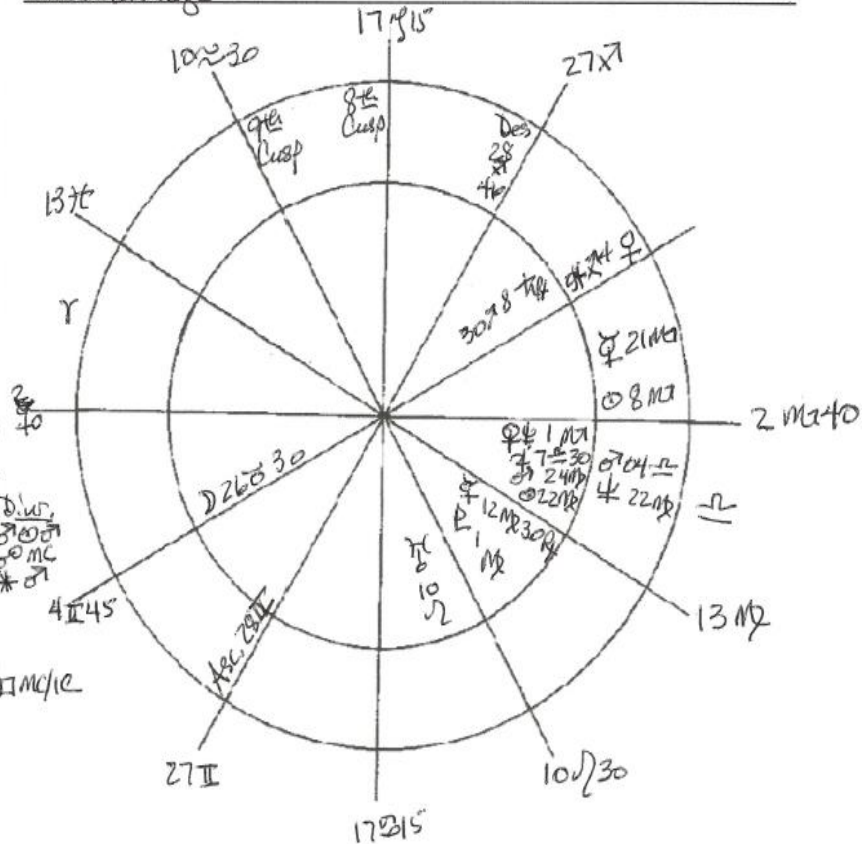
Example 3: Marriage Natal chart date changed to 9/14/57, not relocated, small church wedding, family present, not unusual in any way.

- ✓ Diurnal cluster: diurnal Venus 00 Scorpio 04 exact conjunction diurnal Neptune 00 Scorpio 54, diurnal Descendant 2 Scorpio 36, progressed Moon 2 Scorpio 12, all square natal Pluto 1 Leo 31.
- ✓ Diurnal Sun 21 Virgo 54 widely conjunct diurnal Mars 24 Virgo 05, tighter to natal Neptune 22 Virgo 31, progressed Neptune 22 Virgo 58, MM progressed IC / 4<sup>th</sup> 22 Virgo 30.
- ✓ Diurnal IC / 4<sup>th</sup> 17 Cancer 08 wide conjunction progressed Ascendant 14 Cancer 45 square progressed Mars 16 Libra 09.
- ✓ Diurnal Moon 26 Taurus 24 opposite MM progressed Sun 26 Scorpio 54 conjunct progressed Venus 27 Scorpio 30R (*there's the marriage*) square progressed Jupiter 24 Aquarius 02.

B.C.S.T.
- E.T.
D.O.B.
= Sub
+ E.T.
D.O.E.
Diurnal C.S.T. 19:14:53
@ Birth Lat. 43N
Put planets in inner wheel. Insert natal positions in second color.
Current progressions 4/23/57
Aspects to natal and transits
M.C. 22°30' <sup>Natal</sup> 20°06'
Asc. 15°30' * 11°
Sun 26°13' 28°54'
Moon 27°03' 28°
Mercury 17°20' 17°
Venus 27°12' 44' 26°54'
Mars 15°54' 15°

For: 9/14/57

Event: Marriage



- ✓ Diurnal 9<sup>th</sup> 26 Sagittarius 49 = natal Descendant 28 Sagittarius 33.
- ✓ Diurnal 3<sup>rd</sup> 26 Gemini 49 = natal Ascendant 28 Gemini 33.
- ✓ Diurnal MC 17 Capricorn 08 = natal 8<sup>th</sup> cusp 17 Capricorn 58.
- ✓ Diurnal IC / 4<sup>th</sup> 17 Cancer 08 = natal 2<sup>nd</sup> cusp 17 Cancer 58.
- ✓ Diurnal 11<sup>th</sup> cusp 10 Aquarius 22 = natal 9<sup>th</sup> cusp 7 Aquarius 58.
- ✓ Diurnal 5<sup>th</sup> cusp 10 Leo 22 = natal 3<sup>rd</sup> cusp 7 Leo 58.

Six of twelve cusps were emphasized, so those axes should have played a prominent role in this marriage.

More evidence:

- ✓ Looking at the 3<sup>rd</sup> / 9<sup>th</sup> axis which would represent travel, communication, and education - we moved frequently, living in several states and overseas during the military years, an almost gypsy existence. My natal Ascendant / Descendant axis would illustrate both husband's and wife's involvement in a committed partnership.
- ✓ Look at the MC / IC axis which would represent stature, title, home, and family. Not surprising, since this is what a marriage is about.
- ✓ Look at the 5<sup>th</sup> / 11<sup>th</sup> axis which represents children, love, and speculation - the union produced multiple children.
- ✓ Diurnal 8<sup>th</sup> cusp 4 Sagittarius 35 = natal Venus 4 Sagittarius 54R widely conjunct diurnal Saturn 8 Sagittarius 36 in diurnal 8<sup>th</sup>.
- ✓ Diurnal Uranus 9 Leo 57 is conjunct diurnal 5<sup>th</sup> cusp 10 Leo 22. See 5<sup>th</sup> / 11<sup>th</sup> axis above, plus involvement with the natal 2<sup>nd</sup> / 8<sup>th</sup> axis, which would indicate the ginormous money / value system problems in the marriage (2 / 5 / 8 / 11 are natural money houses).

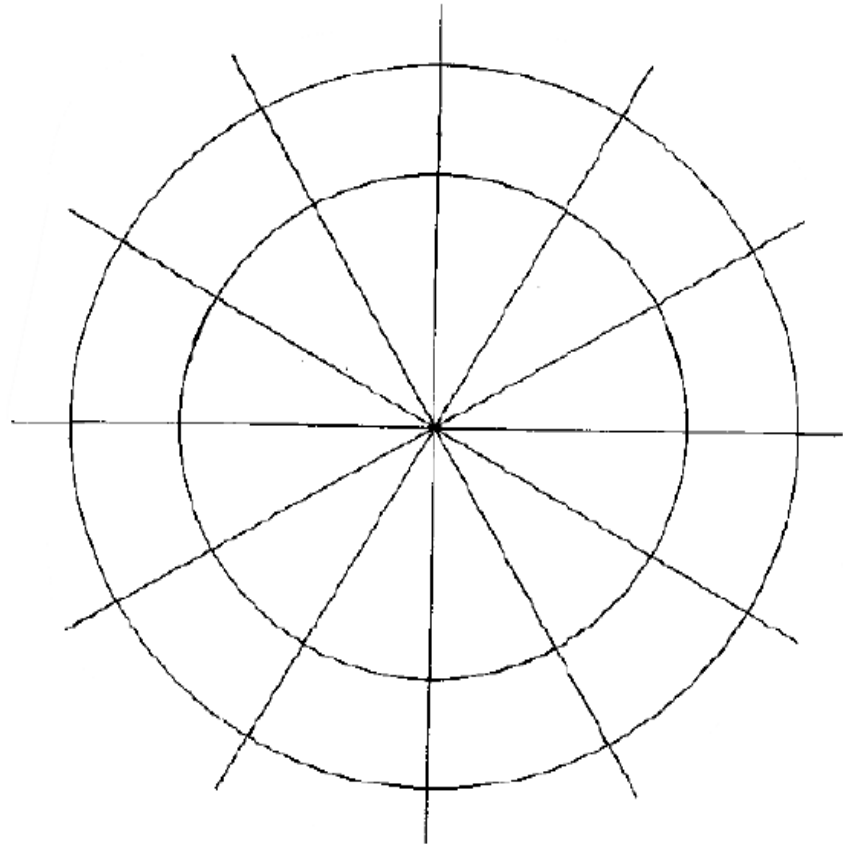
Diurnal worksheet blank is provided for your convenience.

Birth Chart Sidereal Time  
 - Ephemeris Time Day of Birth  
 = Subtotal  
 + Ephemeris Time of of Event  
 = Diurnal Chart Sidereal Time  
 Construct standard chart at  
 birth latitude. Calculate planets  
 standard method or round off  
 to 1/4 degree, unless cuspal.

B.C.S.T.
- E.T.
D.O.B.
= Sub
+ E.T.
D.O.E.
Diurnal C.S.T.
@ Birth Lat.
Put planets in inner wheel. Insert natal positions in second color.
Current progressions
Aspects to natal and transits
M.C.
Asc.
Sun
Moon
Mercury
Venus
Mars

Diurnal Chart:  
 Event:

For:



Google "Diurnal Charts" for additional websites:

<http://www.google.com/search?hl=en&q=Diurnal+charts&btnG=Google+Search>

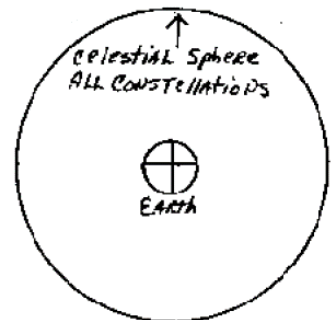
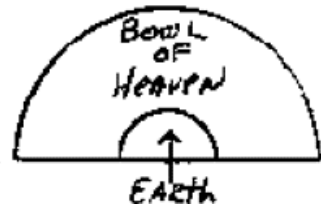
# Declinations and Latitudes

*Declination Math with Examples  
Reading and Aspects, Latitudes  
General Reading*

*What exactly is a Declination?* I have no way to know the level of your understanding of Declinations and Latitudes so I can move forward into activations, and I cannot make assumptions. Therefore, I must take the time to teach you about Declinations and Latitudes from the ground up in order to be sure you can use this relatively brief material on progressing Declination and Latitude positions. Quoting from Nicholas DeVore's *Encyclopedia of Astrology – Declinations*:

“...the manner of indicating distance north or south of the Celestial Equator. The maximum possible Declination of the Sun is 23 degrees, which occurs at the Solstices, when the Sun passes the Tropics (0° Cancer / Capricorn), the limit of the pole's greatest inclination from the place of the Earth's orbit. 0° Aries / Libra have no Declination as the Ecliptic intersects the Equator. However, planets at this longitude may have Declination. The maximum possible Declination of the Moon, Mercury and Mars is 27 N and on rare occasions, Venus reaches 28°. Jupiter, Uranus, Saturn and Neptune have practically the same declination as the Sun.” *Note:* not listed in DeVore's book as it is an old reference text, the maximum Declination of Pluto is 24 N 06.

To put this in a more understandable format, let us go back to the astronomical beginning and use some visual aids to help us. Ancient man believed that the flat Earth was overshadowed by a large inverted bowl on which the stars and planets were “painted” or affixed in some way. For convenience, modern astronomers and astrologers perform their calculations on a circular model which says Earth is in the center of a “celestial sphere”. Have we not come a long way? All the starry constellations of which we were aware ranged all over the surface of this celestial sphere.

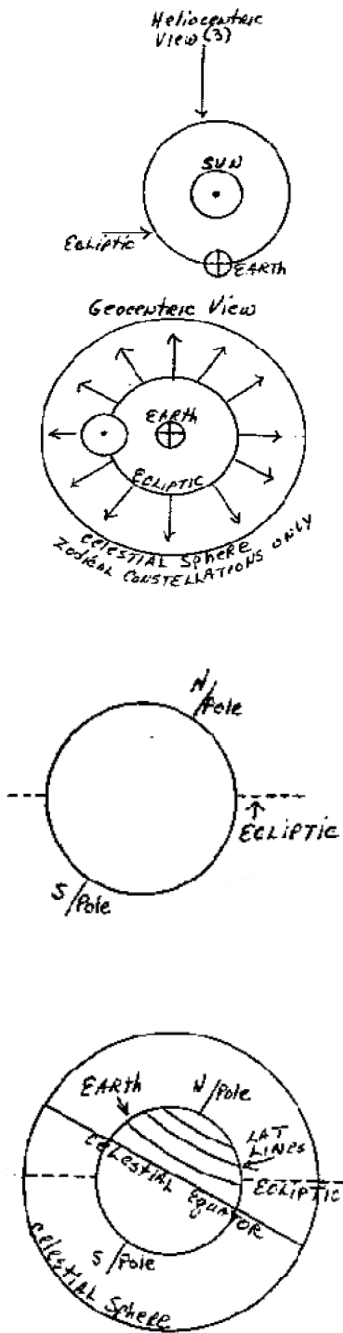


The largest circle possible to cut through the celestial sphere that is going through the center of a body (in this example, the Earth) is called a great circle. Small circles *do not go through the center* of a body.

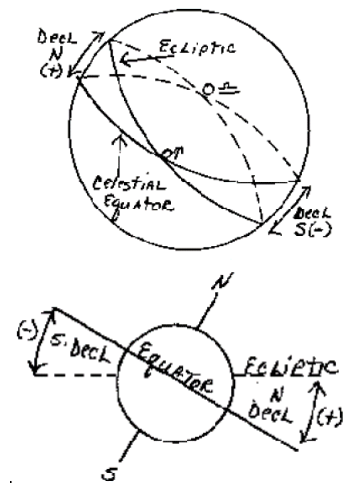
We know our Earth and the rest of the known planets orbit the Sun (see heliocentric diagram). As an optical illusion based on Earth's personal perspective, it appears to us that it is the Sun that orbits the Earth (see geocentric diagram). This illusionary path of the Sun around the Earth, which is in reality the path of the Earth and the planets around the Sun, is called the Ecliptic. The Ecliptic passes through twelve of the many constellations. These 12 are called zodiacal constellations, our zodiac. The Ecliptic is a great circle (GC#1) measured by zodiacal signs and degrees.

The north and south poles of the Earth are not at a  $90^\circ$  angle to the ecliptic. Instead, the Earth is tipped on its axis approximately  $23.5^\circ$ , which varies slightly as the Earth wobbles while it rotates.

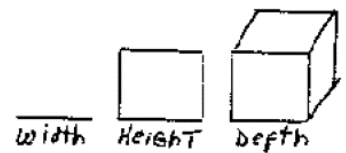
The great circle located on the Earth itself is called the Equator (see diagram). It passes around the middle of the Earth equidistant to the north and south poles. Degrees of terrestrial latitude are measured from the Equator ( $0^\circ$ ) to the north and south poles ( $90^\circ$ ) by small circles called Parallels of Latitude. These small circles are parallel to the Equator. If we were to extend this great circular equator line off into space until it touches the celestial sphere, it would be called the Celestial Equator (GC#2).



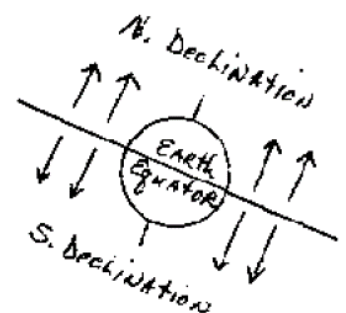

Since the Earth is tipped on its axis by 23.5 degrees, the celestial equator and the ecliptic (zodiac) meet only at two points, 00 Aries and 00 Libra, and then veer apart up to about 23.5° (Earth's tilt) at 00 Cancer and 00 Capricorn (see diagrams). In brief, GC #1 is the ecliptic zodiac signs and degrees and GC #2 is the Celestial Equator (CE). *Note:* There are four other great circles that determine the angles of a chart, but that discussion is beyond the scope of this material.



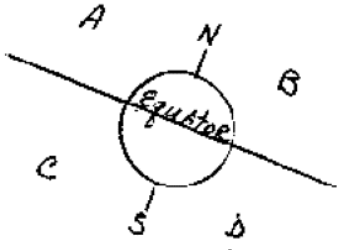
Why would we consider Declinations in the first place? Again, visual illustrations will aid our comprehension. We are all familiar with the measurements of width, height and depth. If we had a dresser to place in a room, we must consider how wide it is, how tall it is, and how far out from the wall it would extend (see diagram). If we did not take these dimensions into consideration, we might have a problem fitting the dresser into the place reserved. When we read a chart using common zodiacal longitudinal aspects only, we are investigating and interpreting only one dimension of a person, let us say their width. However, the person also has height and depth. My favorite analogy is from the Star Trek television series - Mr. Spock's three-dimensional chess board. He not only played chess in the back-and-forth positions that are common, he had three levels on which to play that created a multiple-dimension chess match.



To add to the dimension of depth, we turn to the Earth and to the great circle called the CE. As you noticed in the previous diagrams, the 23.5° spread that can occur between the CE and the Ecliptic can easily place planets south or north of the CE. This is called Declination or how far a planet "declines" from the CE (see diagram). To simplify our view, all planets located north of the Equator in their orbits are in North Declination. All planets located south of the Equator are in South Declination (see diagram). Please remember north and south or up and down are arbitrary, but agreed-upon, human references. There is no true up / down, north / south, etc. in open space, but humans need standard reference points.



Where the CE and the Ecliptic meet in a south to north direction (down to up), we find 0 Aries. Where the CE and the Ecliptic meet in a north to south (up to down) direction, we find 0 Libra. These are called the Equinoxes, where we experience equal days and nights. Where the maximum possible Declination of  $23.5^\circ$  occurs between the CE and the Ecliptic, we have 0 Cancer and 0 Capricorn, the longest day and the longest night of the year respectively. This explanation gives us one more of the three dimensions of being, width, height and depth; or astrologically speaking, longitude, latitude and declination.



Aspects If two or more planets are both north or both south and within orb, they are considered to be parallel. If one is north and one is south and within orb, they are considered to be contra-parallel (see previous diagram). The symbols to be used are as follows:

SYMBOLS
Aspect

|| or TP PARALLEL or  
 C|| or CTP CONTRA-PARALLEL or  
 I use TP and TP (CTP)  
 Some Computers use || or ||oo  
 Some Computers don't differentiate

PLANETS:

A, B	Both N	TP
C, D	Both S	TP
A, C	N / S	CTP (TP)
B, D	N / S	CTP (TP)

Ephemeris Computing Declination is easy if you have a computer. Most reasonable programs will give you Declinations and Latitudes on all their charts. If not, you *must* have an ephemeris that lists both Declinations and Latitudes for the next part of this lesson. The best ephemeris for that is Neil Michelsen's very large The American Ephemeris (not the 100-year small book we are all familiar with). I have copied a month (November, 1938) so you can see what it looks like. The American Ephemeris I have as described above is from 1931 to 1980 (copyright 1980). This may be out of print, so check for used books.

NOVEMBER 1938

**LONGITUDE**

Day	Vol. Time	A	B	C	D	E	F	G	H	I	J	K	L	M	N	O	P	Q	R	S	T	U	V	W	X	Y	Z	AA	AB	AC	AD	AE	AF	AG	AH	AI	AJ	AK	AL	AM	AN	AO	AP	AQ	AR	AS	AT	AU	AV	AW	AX	AY	AZ	BA	BB	BC	BD	BE	BF	BG	BH	BI	BJ	BK	BL	BM	BN	BO	BP	BQ	BR	BS	BT	BU	BV	BW	BX	BY	BZ	CA	CB	CC	CD	CE	CF	CG	CH	CI	CJ	CK	CL	CM	CN	CO	CP	CQ	CR	CS	CT	CU	CV	CW	CX	CY	CZ	DA	DB	DC	DD	DE	DF	DG	DH	DI	DJ	DK	DL	DM	DN	DO	DP	DQ	DR	DS	DT	DU	DV	DW	DX	DY	DZ	EA	EB	EC	ED	EE	EF	EG	EH	EI	EJ	EK	EL	EM	EN	EO	EP	EQ	ER	ES	ET	EU	EV	EW	EX	EY	EZ	FA	FB	FC	FD	FE	FF	FG	FH	FI	FJ	FK	FL	FM	FN	FO	FP	FQ	FR	FS	FT	FU	FV	FW	FX	FY	FZ	GA	GB	GC	GD	GE	GF	GG	GH	GI	GJ	GK	GL	GM	GN	GO	GP	GQ	GR	GS	GT	GU	GV	GW	GX	GY	GZ	HA	HB	HC	HD	HE	HF	HG	HH	HI	HJ	HK	HL	HM	HN	HO	HP	HQ	HR	HS	HT	HU	HV	HW	HX	HY	HZ	IA	IB	IC	ID	IE	IF	IG	IH	II	IJ	IK	IL	IM	IN	IO	IP	IQ	IR	IS	IT	IU	IV	IW	IX	IY	IZ	JA	JB	JC	JD	JE	JF	JG	JH	JI	IJ	JK	KL	JM	JN	JO	JP	JQ	JR	JS	JT	JU	JV	JW	JX	JY	JZ	KA	KB	KC	KD	KE	KF	KG	KH	KI	KJ	KK	KL	KM	KN	KO	KP	KQ	KR	KS	KT	KU	KV	KW	KX	KY	KZ	LA	LB	LC	LD	LE	LF	LG	LH	LI	LJ	LK	LL	LM	LN	LO	LP	LQ	LR	LS	LT	LU	LV	LW	LX	LY	LZ	MA	MB	MC	MD	ME	MF	MG	MH	MI	MJ	MK	ML	MM	MN	MO	MP	MQ	MR	MS	MT	MU	MV	MW	MX	MY	MZ	NA	NB	NC	ND	NE	NF	NG	NH	NI	NJ	NK	NL	NM	NN	NO	NP	NQ	NR	NS	NT	NU	NV	NW	NX	NY	NZ	OA	OB	OC	OD	OE	OF	OG	OH	OI	OJ	OK	OL	OM	ON	OO	OP	OQ	OR	OS	OT	OU	OV	OW	OX	OY	OZ	PA	PB	PC	PD	PE	PF	PG	PH	PI	PJ	PK	PL	PM	PN	PO	PP	PQ	PR	PS	PT	PU	PV	PW	PX	PY	PZ	QA	QB	QC	QD	QE	QF	QG	QH	QI	QJ	QK	QL	QM	QN	QO	QP	QQ	QR	QS	QT	QU	QV	QW	QX	QY	QZ	RA	RB	RC	RD	RE	RF	RG	RH	RI	RJ	RK	RL	RM	RN	RO	RP	RQ	RR	RS	RT	RU	RV	RW	RX	RY	RZ	SA	SB	SC	SD	SE	SF	SG	SH	SI	SJ	SK	SL	SM	SN	SO	SP	SQ	SR	SS	ST	SU	SV	SW	SX	SY	SZ	TA	TB	TC	TD	TE	TF	TG	TH	TI	TJ	TK	TL	TM	TN	TO	TP	TQ	TR	TS	TT	TU	TV	TW	TX	TY	TZ	UA	UB	UC	UD	UE	UF	UG	UH	UI	UJ	UK	UL	UM	UN	UO	UP	UQ	UR	US	UT	UU	UV	UW	UX	UY	UZ	VA	VB	VC	VD	VE	VF	VG	VH	VI	VJ	VK	VL	VM	VN	VO	VP	VQ	VR	VS	VT	VU	VV	VW	VX	VY	VZ	WA	WB	WC	WD	WE	WF	WG	WH	WI	WJ	WK	WL	WM	WN	WO	WP	WQ	WR	WS	WT	WU	WV	WW	WX	WY	WZ	XA	XB	XC	XD	XE	XF	YG	YH	YI	YJ	YK	YL	YM	YN	YO	YP	YQ	YR	YS	YT	YU	YV	YW	YX	YY	YZ	ZA	ZB	ZC	ZD	ZE	ZF	ZG	ZH	ZI	ZJ	ZK	ZL	ZM	ZN	ZO	ZP	ZQ	ZR	ZS	ZT	ZU	ZV	ZW	ZX	ZY	ZZ
1	0 00 00	00	00	00	00	00	00	00	00	00	00	00	00	00	00	00	00	00	00	00	00	00	00	00	00	00	00	00	00	00	00	00	00	00	00	00	00	00	00	00	00	00	00	00	00	00	00	00	00	00	00	00	00	00	00	00	00	00	00	00	00	00	00	00	00	00	00	00	00	00	00	00	00	00	00	00	00	00	00	00	00	00	00	00	00	00	00	00	00	00	00	00	00	00	00	00	00	00	00	00	00	00	00	00	00	00	00	00	00	00	00	00	00	00	00	00	00	00	00	00	00	00	00	00	00	00	00	00	00	00	00	00	00	00	00	00	00	00	00	00	00	00	00	00	00	00	00	00	00	00	00	00	00	00	00	00	00	00	00	00	00	00	00	00	00	00	00	00	00	00	00	00	00	00	00	00	00	00	00	00	00	00	00	00	00	00	00	00	00	00	00	00	00	00	00	00	00	00	00	00	00	00	00	00	00	00	00	00	00	00	00	00	00	00	00	00	00	00	00	00	00	00	00	00	00	00	00	00	00	00	00	00	00	00	00	00	00	00	00	00	00	00	00	00	00	00	00	00	00	00	00	00	00	00	00	00	00	00	00	00	00	00	00	00	00	00	00	00	00	00	00	00	00	00	00	00	00	00	00	00	00	00	00	00	00	00	00	00	00	00	00	00	00	00	00	00	00	00	00	00	00	00	00	00	00	00	00	00	00	00	00	00	00	00	00	00	00	00	00	00	00	00	00	00	00	00	00	00	00	00	00	00	00	00	00	00	00	00	00	00	00	00	00	00	00	00	00	00	00	00	00	00	00	00	00	00	00	00	00	00	00	00	00	00	00	00	00	00	00	00	00	00	00	00	00	00	00	00	00	00	00	00	00	00	00	00	00	00	00	00	00	00	00	00	00	00	00	00	00	00	00	00	00	00	00	00	00	00	00	00	00	00	00	00	00	00	00	00	00	00	00	00	00	00	00	00	00	00	00	00	00	00	00	00	00	00	00	00																																																																																																																																																																																																																																															

DECLINATION and LATITUDE *NE to P*

	Day	1	2	3	4	5	6	7	8	9	10	11	12	13	14	15	16	17	18	19	20	21	22	23	24	25	26	27	28	29	30	31	32	33	34	35	36	37	38	39	40	41	42	43	44	45	46	47	48	49	50	51	52	53	54	55	56	57	58	59	60	61	62	63	64	65	66	67	68	69	70	71	72	73	74	75	76	77	78	79	80	81	82	83	84	85	86	87	88	89	90	91	92	93	94	95	96	97	98	99	100	101	102	103	104	105	106	107	108	109	110	111	112	113	114	115	116	117	118	119	120	121	122	123	124	125	126	127	128	129	130	131	132	133	134	135	136	137	138	139	140	141	142	143	144	145	146	147	148	149	150	151	152	153	154	155	156	157	158	159	160	161	162	163	164	165	166	167	168	169	170	171	172	173	174	175	176	177	178	179	180	181	182	183	184	185	186	187	188	189	190	191	192	193	194	195	196	197	198	199	200	201	202	203	204	205	206	207	208	209	210	211	212	213	214	215	216	217	218	219	220	221	222	223	224	225	226	227	228	229	230	231	232	233	234	235	236	237	238	239	240	241	242	243	244	245	246	247	248	249	250	251	252	253	254	255	256	257	258	259	260	261	262	263	264	265	266	267	268	269	270	271	272	273	274	275	276	277	278	279	280	281	282	283	284	285	286	287	288	289	290	291	292	293	294	295	296	297	298	299	300	301	302	303	304	305	306	307	308	309	310	311	312	313	314	315	316	317	318	319	320	321	322	323	324	325	326	327	328	329	330	331	332	333	334	335	336	337	338	339	340	341	342	343	344	345	346	347	348	349	350	351	352	353	354	355	356	357	358	359	360	361	362	363	364	365	366	367	368	369	370	371	372	373	374	375	376	377	378	379	380	381	382	383	384	385	386	387	388	389	390	391	392	393	394	395	396	397	398	399	400	401	402	403	404	405	406	407	408	409	410	411	412	413	414	415	416	417	418	419	420	421	422	423	424	425	426	427	428	429	430	431	432	433	434	435	436	437	438	439	440	441	442	443	444	445	446	447	448	449	450	451	452	453	454	455	456	457	458	459	460	461	462	463	464	465	466	467	468	469	470	471	472	473	474	475	476	477	478	479	480	481	482	483	484	485	486	487	488	489	490	491	492	493	494	495	496	497	498	499	500	501	502	503	504	505	506	507	508	509	510	511	512	513	514	515	516	517	518	519	520	521	522	523	524	525	526	527	528	529	530	531	532	533	534	535	536	537	538	539	540	541	542	543	544	545	546	547	548	549	550	551	552	553	554	555	556	557	558	559	560	561	562	563	564	565	566	567	568	569	570	571	572	573	574	575	576	577	578	579	580	581	582	583	584	585	586	587	588	589	590	591	592	593	594	595	596	597	598	599	600	601	602	603	604	605	606	607	608	609	610	611	612	613	614	615	616	617	618	619	620	621	622	623	624	625	626	627	628	629	630	631	632	633	634	635	636	637	638	639	640	641	642	643	644	645	646	647	648	649	650	651	652	653	654	655	656	657	658	659	660	661	662	663	664	665	666	667	668	669	670	671	672	673	674	675	676	677	678	679	680	681	682	683	684	685	686	687	688	689	690	691	692	693	694	695	696	697	698	699	700	701	702	703	704	705	706	707	708	709	710	711	712	713	714	715	716	717	718	719	720	721	722	723	724	725	726	727	728	729	730	731	732	733	734	735	736	737	738	739	740	741	742	743	744	745	746	747	748	749	750	751	752	753	754	755	756	757	758	759	760	761	762	763	764	765	766	767	768	769	770	771	772	773	774	775	776	777	778	779	780	781	782	783	784	785	786	787	788	789	790	791	792	793	794	795	796	797	798	799	800	801	802	803	804	805	806	807	808	809	810	811	812	813	814	815	816	817	818	819	820	821	822	823	824	825	826	827	828	829	830	831	832	833	834	835	836	837	838	839	840	841	842	843	844	845	846	847	848	849	850	851	852	853	854	855	856	857	858	859	860	861	862	863	864	865	866	867	868	869	870	871	872	873	874	875	876	877	878	879	880	881	882	883	884	885	886	887	888	889	890	891	892	893	894	895	896	897	898	899	900	901	902	903	904	905	906	907	908	909	910	911	912	913	914	915	916	917	918	919	920	921	922	923	924	925	926	927	928	929	930	931	932	933	934	935	936	937	938	939	940	941	942	943	944	945	946	947	948	949	950	951	952	953	954	955	956	957	958	959	960	961	962	963	964	965	966	967	968	969	970	971	972	973	974	975	976	977	978	979	980	981	982	983	984	985	986	987	988	989	990	991	992	993	994	995	996	997	998	999	1000
--	-----	---	---	---	---	---	---	---	---	---	----	----	----	----	----	----	----	----	----	----	----	----	----	----	----	----	----	----	----	----	----	----	----	----	----	----	----	----	----	----	----	----	----	----	----	----	----	----	----	----	----	----	----	----	----	----	----	----	----	----	----	----	----	----	----	----	----	----	----	----	----	----	----	----	----	----	----	----	----	----	----	----	----	----	----	----	----	----	----	----	----	----	----	----	----	----	----	----	----	----	-----	-----	-----	-----	-----	-----	-----	-----	-----	-----	-----	-----	-----	-----	-----	-----	-----	-----	-----	-----	-----	-----	-----	-----	-----	-----	-----	-----	-----	-----	-----	-----	-----	-----	-----	-----	-----	-----	-----	-----	-----	-----	-----	-----	-----	-----	-----	-----	-----	-----	-----	-----	-----	-----	-----	-----	-----	-----	-----	-----	-----	-----	-----	-----	-----	-----	-----	-----	-----	-----	-----	-----	-----	-----	-----	-----	-----	-----	-----	-----	-----	-----	-----	-----	-----	-----	-----	-----	-----	-----	-----	-----	-----	-----	-----	-----	-----	-----	-----	-----	-----	-----	-----	-----	-----	-----	-----	-----	-----	-----	-----	-----	-----	-----	-----	-----	-----	-----	-----	-----	-----	-----	-----	-----	-----	-----	-----	-----	-----	-----	-----	-----	-----	-----	-----	-----	-----	-----	-----	-----	-----	-----	-----	-----	-----	-----	-----	-----	-----	-----	-----	-----	-----	-----	-----	-----	-----	-----	-----	-----	-----	-----	-----	-----	-----	-----	-----	-----	-----	-----	-----	-----	-----	-----	-----	-----	-----	-----	-----	-----	-----	-----	-----	-----	-----	-----	-----	-----	-----	-----	-----	-----	-----	-----	-----	-----	-----	-----	-----	-----	-----	-----	-----	-----	-----	-----	-----	-----	-----	-----	-----	-----	-----	-----	-----	-----	-----	-----	-----	-----	-----	-----	-----	-----	-----	-----	-----	-----	-----	-----	-----	-----	-----	-----	-----	-----	-----	-----	-----	-----	-----	-----	-----	-----	-----	-----	-----	-----	-----	-----	-----	-----	-----	-----	-----	-----	-----	-----	-----	-----	-----	-----	-----	-----	-----	-----	-----	-----	-----	-----	-----	-----	-----	-----	-----	-----	-----	-----	-----	-----	-----	-----	-----	-----	-----	-----	-----	-----	-----	-----	-----	-----	-----	-----	-----	-----	-----	-----	-----	-----	-----	-----	-----	-----	-----	-----	-----	-----	-----	-----	-----	-----	-----	-----	-----	-----	-----	-----	-----	-----	-----	-----	-----	-----	-----	-----	-----	-----	-----	-----	-----	-----	-----	-----	-----	-----	-----	-----	-----	-----	-----	-----	-----	-----	-----	-----	-----	-----	-----	-----	-----	-----	-----	-----	-----	-----	-----	-----	-----	-----	-----	-----	-----	-----	-----	-----	-----	-----	-----	-----	-----	-----	-----	-----	-----	-----	-----	-----	-----	-----	-----	-----	-----	-----	-----	-----	-----	-----	-----	-----	-----	-----	-----	-----	-----	-----	-----	-----	-----	-----	-----	-----	-----	-----	-----	-----	-----	-----	-----	-----	-----	-----	-----	-----	-----	-----	-----	-----	-----	-----	-----	-----	-----	-----	-----	-----	-----	-----	-----	-----	-----	-----	-----	-----	-----	-----	-----	-----	-----	-----	-----	-----	-----	-----	-----	-----	-----	-----	-----	-----	-----	-----	-----	-----	-----	-----	-----	-----	-----	-----	-----	-----	-----	-----	-----	-----	-----	-----	-----	-----	-----	-----	-----	-----	-----	-----	-----	-----	-----	-----	-----	-----	-----	-----	-----	-----	-----	-----	-----	-----	-----	-----	-----	-----	-----	-----	-----	-----	-----	-----	-----	-----	-----	-----	-----	-----	-----	-----	-----	-----	-----	-----	-----	-----	-----	-----	-----	-----	-----	-----	-----	-----	-----	-----	-----	-----	-----	-----	-----	-----	-----	-----	-----	-----	-----	-----	-----	-----	-----	-----	-----	-----	-----	-----	-----	-----	-----	-----	-----	-----	-----	-----	-----	-----	-----	-----	-----	-----	-----	-----	-----	-----	-----	-----	-----	-----	-----	-----	-----	-----	-----	-----	-----	-----	-----	-----	-----	-----	-----	-----	-----	-----	-----	-----	-----	-----	-----	-----	-----	-----	-----	-----	-----	-----	-----	-----	-----	-----	-----	-----	-----	-----	-----	-----	-----	-----	-----	-----	-----	-----	-----	-----	-----	-----	-----	-----	-----	-----	-----	-----	-----	-----	-----	-----	-----	-----	-----	-----	-----	-----	-----	-----	-----	-----	-----	-----	-----	-----	-----	-----	-----	-----	-----	-----	-----	-----	-----	-----	-----	-----	-----	-----	-----	-----	-----	-----	-----	-----	-----	-----	-----	-----	-----	-----	-----	-----	-----	-----	-----	-----	-----	-----	-----	-----	-----	-----	-----	-----	-----	-----	-----	-----	-----	-----	-----	-----	-----	-----	-----	-----	-----	-----	-----	-----	-----	-----	-----	-----	-----	-----	-----	-----	-----	-----	-----	-----	-----	-----	-----	-----	-----	-----	-----	-----	-----	-----	-----	-----	-----	-----	-----	-----	-----	-----	-----	-----	-----	-----	-----	-----	-----	-----	-----	-----	-----	-----	-----	-----	-----	-----	-----	-----	-----	-----	-----	-----	-----	-----	-----	-----	-----	-----	-----	-----	-----	-----	-----	-----	-----	-----	-----	-----	-----	-----	-----	-----	-----	-----	-----	-----	-----	-----	-----	-----	-----	-----	-----	-----	-----	-----	-----	-----	-----	-----	-----	-----	-----	-----	-----	-----	-----	-----	-----	-----	-----	-----	-----	-----	-----	-----	-----	-----	-----	-----	-----	-----	-----	-----	-----	-----	-----	-----	-----	-----	-----	-----	-----	-----	-----	-----	-----	-----	-----	-----	-----	-----	-----	-----	-----	-----	-----	-----	-----	-----	-----	-----	-----	-----	-----	-----	-----	-----	-----	-----	-----	-----	-----	-----	-----	-----	-----	-----	-----	-----	-----	-----	-----	-----	-----	-----	-----	-----	-----	-----	-----	-----	-----	-----	-----	-----	-----	-----	-----	-----	-----	-----	-----	-----	-----	-----	-----	-----	-----	-----	-----	-----	-----	-----	-----	-----	-----	-----	-----	-----	-----	-----	-----	-----	-----	-----	------

## DAILY ASPECTARIAN

[illegible]

Alternatively, you may use the Hieratic fifty-year ephemerides that listed Declinations. The old Rosicrucian Ephemeris that was very popular at one time, but was notorious for error, lists both Declinations and Latitudes. Earlier years did not list Pluto as it was not discovered until 1930. It is possible that newer editions have rectified both the errors and the possible omission of Pluto. I have only my original books for reference. Other earlier ephemerides do not give the Pluto Declination. Lynn Palmer authored a 100-year Pluto Ephemeris (1900-2000). Since most astrologers currently use computer charts, each program could have slight differences.

I have a number of other references on my bookshelves as I am a book collector, but I do not know if they are currently available. It is also possible that there are websites with the information available, or free chart casting sites with the information available. Just be sure such website charts are accurate. If you were to take an astrological exam, this could be part of the test, so you would need a physical ephemeris.

## Declination Math

The Rosicrucian ephemeris lists the planets for Declination and Latitude every two days. Hieratic lists them every three days, and Michelsen every day. Do pay attention to the order of the planets as listed in the Rosicrucian ephemerides as they do not necessarily follow the usual arrangement, listing instead by average speed of orbit, fastest to slowest. Obviously, we always want to work with the most accurate information available. An accurate computer printout would give the best possible results because the programs work on algebraic equations, compared to more rigid and static printed tables used when calculating by hand.

The positions may show + and – listings where + stands for north and – stands for south. Actual motion, motion of exactitude or determining whether applying or separating is not always recognized by computer printouts. You will need the ephemeris. It is very easy to determine these factors using an ephemeris. The motion of most of the planets on a daily basis is quite small. If the ephemeris lists declinations every day, you may take them out of the book without correction for general purposes. Their daily movement is slight, with the exception of the Moon. If you were to take a test, you would have to make the exact calculation just to show you have the skill to obtain the correct figure.

To get a daily position, simply calculate the total motion. Subtract the lower position from the higher position between the two dates listed. Exception: if the listing is changing from N to S or S to N, add the two position figures together to determine the daily motion. Divide the total motion by the number of days between listings to determine the daily motion. You can use logarithms or diurnal motion tables, if you prefer, in the same manner as planetary motion (see example page). The American Federation of Astrologers (AFA) exam requires correction for the planets only to the day, with the exception of the Moon. The Moon's declination must be corrected for the time interval to GMT. (*Note:* These were the rules in play at the time this material was originally written).

Plus or minus the small daily motion to the closest listing?

- ✓ If the listings are increasing in position, treat it as a direct planet.
- ✓ If the listings are decreasing in position, treat it as a retrograde planet.
- ✓ If the listing is changing from N to S or S to N, determine your base (the closest position).
- ✓ If the daily motion is smaller than the base position, simple subtraction is required, and the remainder is the degree and minute of the desired position. Direction N or S does not change from the base for this example.
- ✓ If the daily motion is higher than the base position, again subtract the lower number from the higher number, the difference is the degree and minute of the desired position.
- ✓ However, if the direction moves between N or S the answer will be the opposite of the base position because you have crossed 0 Declination.

To correct more accurately for a time interval or for the Moon (and here I must assume you know how to construct a natal chart), first correct to the daily position using the instructions just given and note if your base is from a midnight or noon ephemeris. Using your GMT, correct for the smaller interval as you would any planet by logarithm or diurnal motion. For example, a 7 pm EST birth would be midnight of the next day in a midnight ephemeris or 7 hours past noon in a noon ephemeris. In this example, the listings for midnight GMT could be used without correction. For the noon ephemeris in this example, using the daily total motion, determine the motion for the shorter interval required by the GMT and plus or minus to your day's base position. Note if you switch between N and S, and calculate as given.

Planets at farthest Declination appear to move very slowly due to the fact that, from our perspective, they are turning around in space. As they are going through the sinewave pattern, much change in actual speed is not occurring, it is merely an optical illusion based on our individual perspective. The Sun at 0 Aries or Libra has no Declination.

To obtain the declinations of the Ascendant, Midheaven, part of fortune or any other point or part, use your ephemeris to look up the longitudinal position of the Sun as close as the degree and minute desired. Use any year and use the Declination listed. Make corrections only as required. Make a vertical list of the Declination positions for ease in determining declination aspects. Do *not* do Declinations or Latitudes to primary directions, as the directions are artificial positions.

## Math Examples for Declinations

### N to N or S to S direct:

Moon 3/19 00 N 31  
Moon 3/22 18 N 18

days 3 17° 47'

17° divided by 3 days = 5° with 2° remainder  
 $2^\circ \times 60' = 120' + 47' = 167' \div 3 \text{ days} = 56' \text{ or } 5^\circ$   
56' daily motion

If you want 3/20, use 3/19 as your base and add your daily motion:

00 N 31 + 5°56' = 6 N 27.

If you want 3/21, use 3/22 as your base and subtract one day's motion:

18 N 18 minus 5°56' = 12 N 27

Your answer must always fall into the degrees between the two dates listed.

### N to N or S to S retrograde:

If the listing were 18 N 18 on the 19<sup>th</sup> and 00 N on the 22<sup>nd</sup>, treat the math as if you were correcting a retrograde natal planet. The math to produce the three-day total motion and the derivative daily motion would remain the same. However, the plus and minus would be reversed. If the date you want is the 20<sup>th</sup>, you would still use the base position of the 19<sup>th</sup>; but would add your daily motion. If the date you want is the 21<sup>st</sup>, you would still use the base position of the 22<sup>nd</sup>, but would minus the daily motion. Please re-read this carefully. It is not difficult, but it can be confusing.

### N to S or S to N (sine wave motion):

0 N 17 12/1	$1^{\circ}59' = 119'$ divided by 3 days = $40'$ per day, plus or minus?
1 S 42 12/4	If you want 12/3, then use 12/4 as your base and back up: 1
	S 42 - $40' = 1$ S 02
1° 59' 3 days	If you want 12/2, then use 12/1 as your base and move
	forward: $40'$ :
(add 2 positions)	0N 17 - $40' = 23'$ remainder, reverse N to S = 0 S 23.

### Noon or midnight ephemeris:

Previous instructions have been given for the differences between the ephemeris bases and how to compensate. The instructions have not changed. The rate of travel for both Declinations and Latitudes is much smaller. Be very careful with direct and retrograde motion. *Note:* The samples provided with this lesson are midnight-based.

## Reading and Aspects

I have found few references to delineation books on Parallels of Declinations or Latitudes. All that is available pertains to the two Declination aspects possible, parallel and contra-parallel. What is meant by the two terms? As shown in the above diagram, planets N to N or S to S within orb are considered to be in parallel. Planets N to S within orb are considered to be contra-parallel. Parallels, which are less visible and accessible, do seem to act more slowly and subtly, but have the distinct nature of a conjunction. They give intensity and concentration to the planets involved. Contra-parallels have more of the nature of an opposition and can act more insidiously, or as a slowly separative influence. An illustration would be that of a forceful coming-apart (opposition) or a slow easing-apart concept (contra-parallel). Apart is apart, regardless of how long it takes to happen.

I can suggest two books that will help you work with each pairing. Reinhold Ebertin's *Combination of Stellar Influences* and the more modern Mike Munkasey's *Midpoints* are marvelous books for multiple purposes and applications. I use them in both relationship readings and composite charts. The combinations are easy to apply. Look up the pairing for the planets involved.

Orb The allowed orb for Declination is generally 1° to 1.5°. I have seen higher orbs, but do not use them. Remember that in space 1° is a vast distance. If the orb is questionable, you can check for applying and separating, much the same as a natal planet. An aspect that has been in orb and is widely separating is weak and getting weaker than an aspect that is coming into formation (applying), and getting stronger, even when wide.

## Latitudes

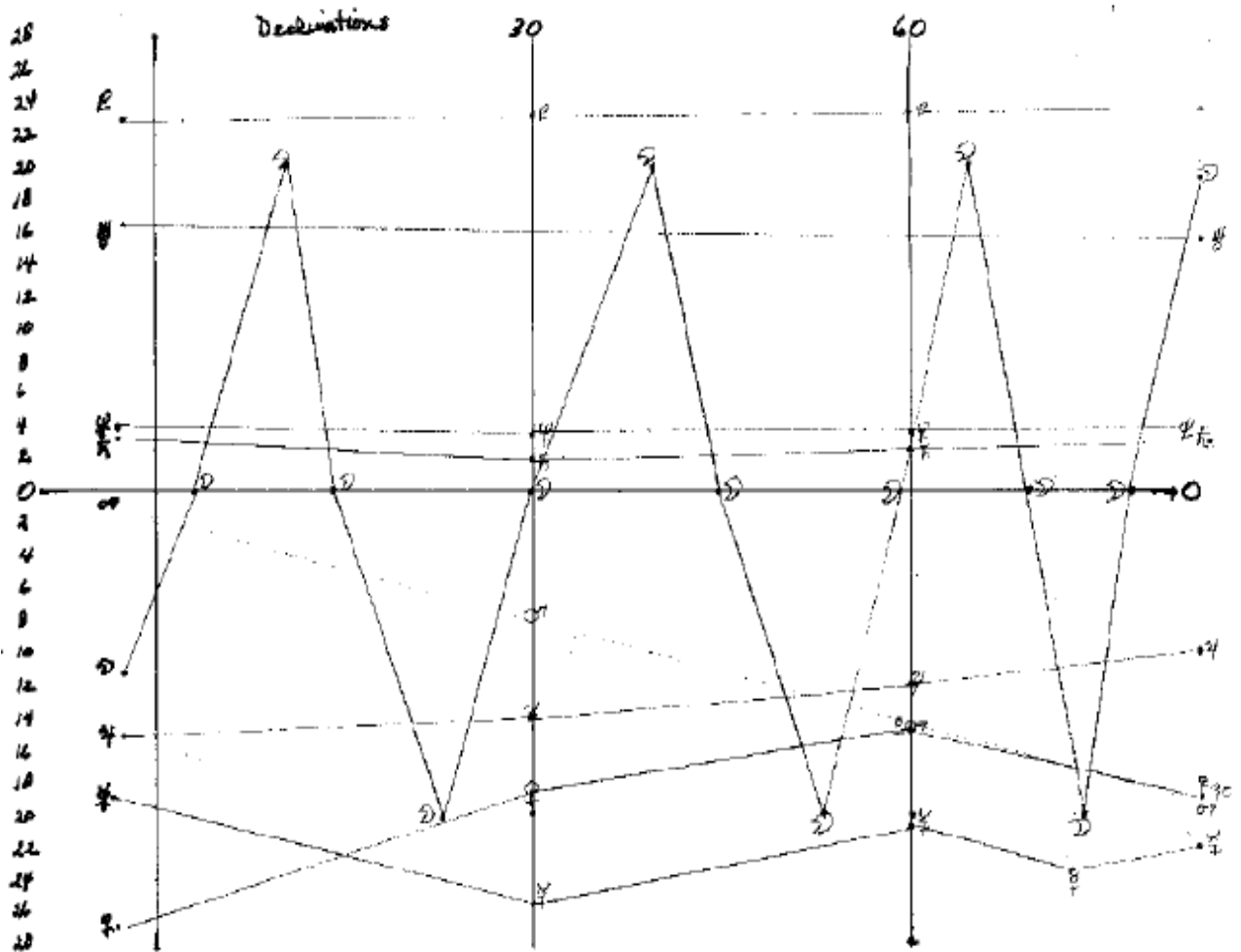
This is the third dimension of aspects, along with Longitude and Declination. Again from DeVore's *Encyclopedia*: "There are three kinds of Terrestrial Latitude: astronomical, geographic and geocentric. Astronomical and geographic are our latitude measurements on the globe itself; and are based on the Equator as the dividing line between north and south. Geocentric, the subject of our study is measured north of south of the Ecliptic and is called celestial latitude. Since the apparent motion of the Sun, resulting from the Earth's motion in orbit, is itself the Ecliptic, the Sun can have no latitude. Since the orbits of the planets are inclined to the Ecliptic at an angle, each increases in latitude as it approaches the square to its nodes, half of the orbit in north latitude, half of the orbit in south latitude."

Maximum latitude of the Moon is 5°17', Mercury 7°, Venus 0°24', Mars 1°51', Jupiter 1°18', Saturn 2°29', Uranus 0°46', Neptune 1°47', and Pluto 17°9'. As you can see, only eccentric Pluto veers widely from the ecliptic in a north to south latitude.

The instructions for determining the Latitude are the same as for Declinations. However, the rate of motion from day to day is very small, so the corrections are minute. Simply use the latitude tables directly from the ephemeris unless you are being tested. Exact measurement indicates you have the skill. Orbs for determining conjunctions or oppositions are only 12', *very tight*. N / N or S / S would be conjunction. N / S would be oppositional.

Natal, transiting or progressed latitudes work as readily as Declinations. Do not direct the latitudes for the same reason as given previously – it's pointless. To progress, simply use the same progressed date in the ephemeris as you do for the longitude positions. Aspect progressed to progressed, progressed to natal, or transit to transit and transit to natal. I have never examined transit to progressed... hmmm, more study.

Graphing For purposes of visual clarity, my students and I used a piece of graph paper to use points to layout the natal planets on one side and progressed planets on the other side. It would then be simple to note those periods of time within 12' orb when aspects between those two bodies would be in effect by progression. This would indicate aspects that could take years to develop or diminish. This same graph concept could be used for Declinations as well, with a 1° orb. I have provided a copy of the Declinations graphing. I personally had a progressed Saturn to Venus Latitude aspect that was not particularly visible using any of my other chart techniques. However, this was a painful, long-lasting (eighteen-month) and very karmic lesson. Latitudes and progressed latitudes do work!



## General Reading

Using Declination and Latitude offers the other two dimensions of the three-dimensional person.

- ✓ It is possible for new aspects to emerge, giving more information to the astrologer and the client.
- ✓ Known aspects may be reinforced by a similar pattern, adding more impact to such previously known aspects.
- ✓ A contradictory influence may emerge from Declinations or Latitudes to the known longitudinal aspect. This cannot only create new insights but can also shade or alter traditional meanings.
- ✓ A longitudinal hard aspect may not be as stressful if countered by a Declination or Latitude softer aspect.
- ✓ A longitudinal positive aspect may not be as beneficial if stressed by a Declination or Latitude hard aspect.
- ✓ This may alter the advantage or disadvantage of our more easily visible longitudinal aspects.
- ✓ If planets were conjunct by combinations of longitude, latitude and declination, the aspect should be very powerful.
- ✓ The rule of thumb is that longitudinal aspects act more visibly and rapidly, while Declination or Latitude aspects act more slowly, less visibly, more subtly.
- ✓ A planet at farthest elongation (farthest out, high number) can be somewhat dissociative in the manner of an unaspected planet.

In terms of priority, it is my suggestion that you do and compare aspects first, then apply the information through the house systems to see just where the arena in the life is affected, and then read the signs as methods of expression or mannerisms.

Also, as previously noted in the declinations material, aspects by Declination or Latitude could support, negate or modify our normal zodiacal longitudinal aspects. For example: a sextile by longitude between Mercury and Neptune would be seriously weakened by an opposition by Declination or Latitude, whereas a conjunction by Declination or Latitude should support that sextile.

**Reading** As suggested in the declinations material, your best source of information as to how to apply these aspects in a reading is from Mike Munkasey's *Midpoints*, Ebertine's *Combination of Stellar Influences*, or any general reference text that delineates conjunctions or oppositions between the specific bodies in the aspect.

- ✓ If it is a conjunction, read the more positive keywords and understand the principles are unifying and attempting to learn how to cooperate. It is difficult to separate the energies involved. They always seem to act in unison for better or for worse.
- ✓ If it is oppositional in nature, use the more negative keywords and understand the principles are confrontive and tend to act at odds with each other and may act separative in nature.
- ✓ Also take into account the natural working of each planet and the common interaction of the aspect itself.

*Progressions for both Declinations and Latitudes* When doing progressed Declinations, the math is the same as the natal. Only the Moon moves fast enough to warrant interpolation. To progress, simply use the same progressed date in the ephemeris as you do for the longitudinal positions. Natal, transiting or progressed Latitudes work as readily as Declinations. Again, do not direct either the Declinations or the Latitudes. Use a tight 12' (Latitude) or 1° (Declination) orb, recognizing that closer is stronger.

In reading progressed Declinations, read both progressed to natal and progressed to progressed as new aspects can form. If using transiting Declinations, aspect transit Declination to transit, then transit to natal and then to progressions. Do *not* apply transiting Declinations to primary directions.

The year of the exact *progressed* aspect can be the year the impact of the aspect is felt most strongly.

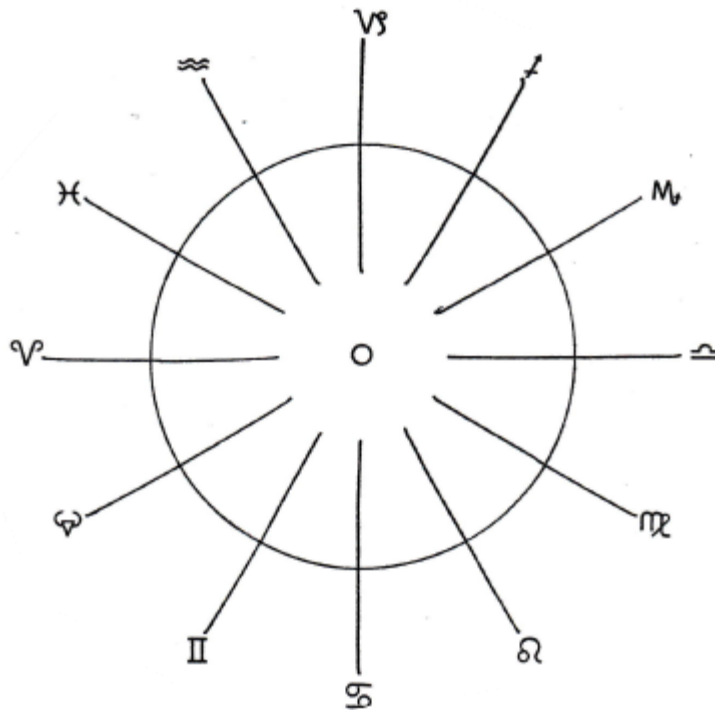


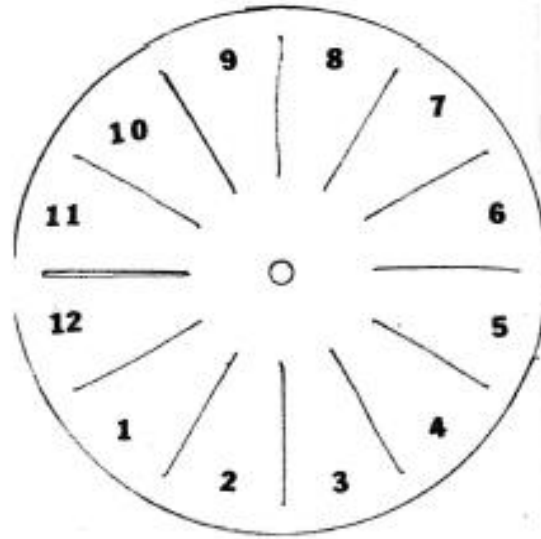
# Astrology Columns

*Magazines, Radio, Television*

Have you ever thought of writing an astrology column or being on radio or TV as an astrologer? Although such columns are general in nature, it does take a great deal of work and thought. I know - I have had monthly, weekly and daily columns that have appeared in magazines and newspapers, on the radio and I have even had my own astrological segment on a live television series. On a daily basis, you cannot imagine the mental gymnastics of coming up with 84 (7 days x 12 sun signs) reasonably intelligent astrological statements every week, on deadline. How would you go about this? Two items are absolutely necessary:

- ✓ a simplified system of moving the planets through the houses for each sun sign. You might try the system I worked out, or you may find or invent an even easier or better system; and
- ✓ a basic yet thorough grasp of the fundamentals of astrology ( $A + B = C$ ).



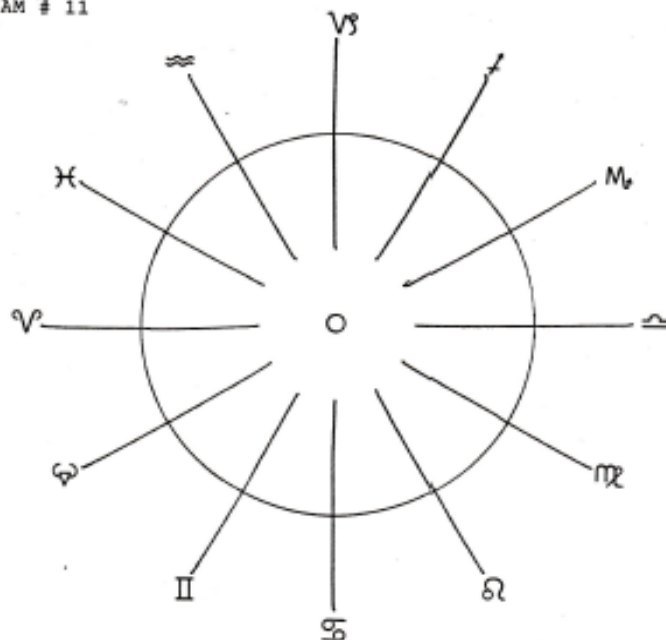


**Technique** I started with two wheels (see the above diagrams). On the top of an 8 ½ x 11 page, I drew a 5" or so house spoke wheel. Each of the spokes or cusps was labeled with a sun sign, in zodiacal order, starting with Aries on the Ascendant position. On it, I inserted the planetary positions inside the wheel, close to the outside rim for the first day of the column, excluding the Moon, showing planets in signs. Around the outside of the wheel, I placed the Moon symbol on a daily basis: seven-day column, seven Moons.

The second wheel was smaller (about 3"). Using the same spoke division so the wheels would line up evenly, I marked 1, 2, 3, etc., in order, one house in each segment. Using a two-piece clothing snap (the type you sew on) to fasten the two wheels together, I used the snap to punch a small hole directly in the center of the larger wheel. I then placed the smaller wheel on top, again centered, and punched the snap through and placed the other half of the snap to secure. This gave me a two-part wheel that freely moved, and an opportunity to see planets, signs and most particularly houses.

At the bottom of the page is a series of columns. First I identified which year and which ephemeris, noon or midnight, was used. Make no assumptions when you are doing live broadcasting - your head can play little tricks on you when you are not paying attention. The left columns were for Moon information. The right side of the page was for other significant aspects. The first column was date: month / day.

DIAGRAM # 11



ASTROLOGICAL COLUMN WORKSHEET: Year \_\_\_\_\_ Ephemeris

Date	☾ Moon	Moon Aspects	Other Aspects
/			
/			
/			
/			
/			
/			
/			

Author \_\_\_\_\_

Moon position = the actual position of the Moon listed in the ephemeris for that specific day.

For Moon aspects, I noted all major aspects the Moon made to each of the planets. I did aspecting directly from the ephemeris because the planets as well as the Moon move on a daily basis. I wanted to be reasonably accurate. My “wheel” could only show the planets on the first day of the reading period. It did not account for movement. I also noted periods when the Moon went Void of Course, which is available in your ephemeris or astrological calendars.

Other aspects: on a daily basis I noted all exact major aspects made between the planets, excluding the Moon. I also noted stations of planets, planets that changed signs, etc. In particular, note any eclipses or New or Full Moons that take place. They are very important. On those days when there were no exact major aspects to the Moon or to any of the planets (and there were days like that), I looked to see if there were a quincunx in effect. If none of the above were active, I read that day as restful, regrouping, catching up on loose ends, etc. In terms of reading priorities, I felt the planetary aspects were stronger than the lunar aspects. Planetary actions deal with human urges. Lunar actions tend towards immediate emotional gratification, which can be quite limited in scope or duration.

*Note:* The noon ephemeris provides accurate planetary positions for 7 am EST or 8 am if EDT. Midnight ephemerides provide accurate planetary positions for midnight in Greenwich England and require more interpolation of position. If you were in a country such as India, east of Greenwich, the time changes would be later than those listed for Greenwich and you would need to adjust the positions and allow for daylight savings time if in effect.

Reading Now we come to the interesting part. Now that you have generated the basis for your reading, how do you put it together for a written column? If you know your basics, you know the drill. Sign by sign, day by day, aspect by aspect, two lines of type, approximately 25-30 words for each reading.

- ✓ Place the 1<sup>st</sup> house inner wheel on the Aries segment outer wheel. Note the planetary and lunar aspects for that day. Note also where those aspects fall by house position. Generate a reading based on planets, aspects and houses as it relates to Aries.
- ✓ Once you have finished with Aries, place the 1<sup>st</sup> house segment inner wheel on the Taurus segment outer wheel. Using the same planets, aspects and the new house layout, generate a reading for Taurus.
- ✓ When finished with Taurus, place the 1<sup>st</sup> house segment inner wheel on the Gemini segment outer wheel. Using the same planets, aspects and the new house layout, generate a reading for Gemini.
- ✓ Then do the same procedure for the balance of the signs. As you do each sign, you will move the house segment inner wheel, so the first house is always on the sign being read.

Once you have finished all twelve signs for that day, move to the next day's aspects. Start with Aries and generate a reading for all twelve signs, moving the inner wheel house segments appropriately. Repeat the procedure for as many days as is needed. One week equals 84 readings - not a small task!

The readings must stay simple. For example, a Sun / Jupiter conjunction could read generally, "This can be your lucky day." Then you would apply it to house position: 1<sup>st</sup> self-expression, 2<sup>nd</sup> finance, 3<sup>rd</sup> a short trip, etc. You cannot use exactly the same words for each, but the day's aspect theme does repeat itself. If the aspects are harsh, use a "spoonful of sugar to help the medicine go down" in your brief reading. Remember that your listeners cannot discuss their problems or your reading with you. Be reasonably gentle with those on the receiving end of whatever your tongue is delivering!

*Sun signs* Your column will be directed to Sun signs, but you can also tell your audience to watch their rising sign, if known to them. The information you give will then apply specifically to their immediate response or coping skills.

*Quarterly* This would be a specialty column, probably based on the cardinal ingresses, and set for a particular location, such as Washington, D.C. for the U.S. or the capital of any other country. This would take much more time and effort, especially if you attempted to read the weather patterns for each area. This might not have a popular following as it is more of a stage-setting on a national or international scale. Because Greenwich, England is 0° of longitude, that would be the arbitrary world stage location. Look at the ingress information in chapter 2 to cast these charts. This does not lend itself to personal information, but would be useful for warfare, weather, geologic activity, political upheavals, etc. Weather predicting is a major study effort.

These columns take a lot of time and effort and would not give you the feedback to warrant the work unless you are paid up front for your efforts. This would take twelve much more involved paragraphs per month. If you are ever asked to do world predictions, this would be where you would begin.

The format for my live radio show, my television series, and most of my magazine columns was once a week. The column was free to the station or magazine, and they, in turn, provided free advertising and distribution. Miami stations produced thirty-four readings or students every time I went on air, which made it well worth the effort. Ft. Lauderdale and Boca

Radio stations produced almost nothing, which did not make it worth my effort. Ft. Pierce produced a few readings. It will depend on the station or magazine, and the audience. It is demanding with no real return - do not do it. Also, you may run into fundamentalism and personal harassment. That did happen to me, so be forewarned.

*Radio* You will need to broadcast frequently, but each effort should be easier as you gain experience. This could bring you exposure and possible requests for readings on a more frequent basis... or get paid for it up front. This could be either column or radio. Limit your freebies or you will get no reward for such effort. During the time I broadcast, radio shows required me to be in the broadcast booth. With more modern technology some stations may allow call-in columns and participation.

When you are on radio, you must keep your mouth close the microphone at all times and you must not have periods of silence. It would be deadly to the show and you would not be invited back. Except for keeping your mouth close to the mike, ignore it and talk directly to your host DJ or to your caller. Ignore the fact that there are probably thousands of listeners, as it will only frighten you and make you freeze.

I did this type of reading on both radio and TV, plus I did live readings spontaneously for multiple radio stations. Such live reading was not my favorite thing. I do know many astrologers who just love to do it. I felt that I could not do anyone real justice having to read generically, mostly by sun sign using an ephemeris and giving a minute or two to each person. This provided no depth, and I am a Scorpio. Not for me!

*Call-ins* People who call into radio stations ask total strangers the most amazing questions, such as, “Should I get a divorce?”, “Should I have surgery?” That is a boatload of responsibility for a free generic statement from someone you do not even know! I asked the first caller if they were serious and they were – and so were the rest of the callers. I did many four-hour shows in several venues with the phone lines continually lit up throughout each show. My radio hosts really liked that! Astrology was popular.

*Daily* You would have to be there every day, which may be prohibitive unless the station allows a call-in contribution. You will be hard pressed to do twelve sentences a day for five to seven days every week. Be careful not to set yourself up for impossibility. Dead airtime is not well-tolerated by radio or TV stations. You will not be popular with the host or the station. Your new career could be short-lived.

Television My television show was a live presentation of the material I just taught you to generate. I did, however, create visuals so I would not be just a “talking head”. My other television work was hour-long interview-type shows. Preparation for that type of show is just arriving with a head full of astrological knowledge and “winging it” as you are interviewed. I did a few election predictions on astrological panels. Some were live shows, some were taped, but all move very quickly without re-shooting possible. Pressure.

When you are on television, you must talk to the camera as if it were a person and completely ignore the large number of people who may be watching. You will also have to listen to the director and learn when to shut up or stop gracefully. Above all, *do not look at the television monitor when you are on the air*. You will totally and completely lose your mind and your place, as well as your credibility; and you will create dead air space, a definite no-no in the broadcasting field.

*Tropical versus Sidereal* These instructions are for tropical western astrology, but a similar concept could be used for Sidereal ephemerides. I am not a sidereal or Vedic astrologer, so I am not sure how the square wheel could be moved around. Experiment.

\*\*\*\*\*

What I presented in this ten-lesson workbook is my personal version of Predictive Astrology, the techniques I used to read for my clients, and that which I taught to budding Astrologers. As noted throughout, there are many other astrological tools at your disposal to help you as you learn to forecast or attempt to predict what the existing or changing energy is offering. I have presented those techniques that consistently worked best for me.

Predictive is harder to do than non-Astrologers realize. Astrologers look back to see what energy was available and how it worked itself out in experience. Just remain aware that is not a guarantee that the universe will repeat either the experience or the outcome. The universe creates in diversity. No two snowflakes or grains of sand are identical. So, it stands to reason that such diversity exists within experience as well. Predictive-wise, you win some and you lose some. Using my own past experience, two diametrically opposite results stand out in my mind when I was an astrological predictive newbie with only a couple of years of study invested.

I worked one year as an evening waitress; and had several regular customers with whom I discussed my ongoing studies. One man gave me his birth info and asked me to tell him something about himself. I did just that. I set the natal, looked for possibility, and presented it to him as he drank a cup of coffee. Whereupon, a fully mature businessman jumped straight up out of his seat and ran out the front door of the restaurant. Oops! Any restaurant frowns on chasing customers OUT of the place! Next day, he returned and explained himself. Apparently, I struck a nerve when I told him that he had nearly died when he was twelve years old, hospitalized, and it had something to do with sugar. I did not realize he was a diabetic, but the rest of the message was on the money. An example of “win one”.

Same restaurant, different customer - a man worried about his sister's health. Her chart was just awful, and I did not see how she could make it through the circumstance. I prayed for her well-being, but was very concerned. She made it. I don't know how, but she did. For me this was an astrological “lose-one” moment. But she survived, so how can you view it as a loss? She and I later became friends, and we went through other examples of her amazing survival capability.

Practice, practice, practice. That is how you build your skills. Sometimes you get it right, sometimes not so much. It definitely can be harder than it looks! Individuality wins, not conformity. The universe likes diversity of people and experience. Know that and allow for that as you study. You learn by doing.

Did I mention that Astrology is a lifelong study? There is so much to learn. I doubt that any one person could learn it all. I know that I have tried my best, but I am still a student. Whenever we find an answer, we may raise fifty more questions. My analogy is that of climbing a ladder. You stand on a rung and have the vision to see multiplicity of experience all around you. You attempt to learn as much as possible so you can step up to the next rung. As you complete the current rung lessons, you feel ready to step up to the new possibilities of the next rung. As you step up and your horizon broadens, you realize you just encountered another whole level of education, that which you must experience, learn and absorb. Again and again, as you climb life's ladder, there is always more to learn. The universe never seems to run out of possibility.

So much information is constantly being developed! Plan to be a lifetime student. I taught you the basics because you need that to support whatever else you choose to study. I taught you foundational material. New Astrologers are developing new techniques and methods continually. Not all of them will work for everyone. Our personal skill sets are different. In

order for a technique to be of value, it should be replicable by other Astrologers. Stay away from fads or spurious information, and don't contribute to junk theories. Study whatever you encounter, but cherry-pick what you deepen and adopt as a personal technique. Make each new theory prove itself to be accurate over multiple applications.

I have been studying Astrology since July, 1973 and am as excited by what I don't know as I am about what I have taken the time to develop. I have so much more to learn about many subjects and techniques like Fixed Stars, Midpoints, Converse, Arabian Points - the list is endless. Why? Because I want to create more mini-workbooks to help others study and broaden their knowledge bases. It takes time to learn a subject, application through multiple charts, to absorb and manage the new knowledge, time to plot the lesson plan, and time to write. I plan to be busy doing just that until it is time to move on in experience. I am hooked on learning and growing, and I encourage that for you also.

Over the period of my life, many knowledgeable people have let me stand on their shoulders so I could see further. I hope you can stand on my shoulders to see further than I can. So you can then provide the shoulders for the next cadre of students and teachers. My original spiritual instructions in 1970 told me to "teach the teachers". At that time of just having opened the door metaphysically, I did not understand my instructions. But I did learn and I am sharing that knowledge with you. If you are reading this workbook, I know you are a student. Are you a teacher?